

DIRECTOR'S REVIEW



It is a matter of great pride for me to present this 26th Annual Report as the Director of this prestigious Institution, NEIGRIHMS, an autonomous Institution established by the Government of India in 1987.

Designed as a tertiary care centre for Post Graduate and Post Doctoral Research in lineage with AIIMS, New Delhi and PGIMER, Chandigarh, NEIGRIMS is the only Institution in the North Eastern Region and the third in the country established by the Ministry of Health & Family Welfare, Government of India, declared as the **“Institute of National Importance”** by the former Prime Minister of India **Mr. Atal Bihari Vajpayee** in 2000 and declared as a **“Centre of Excellence”** by Parliament on 23rd January 2007.

North Eastern region has got a population of about 40 million in an area of about 2.6 Lakh square kms covered by about 400 hospitals where doctor population ratio is approximately 1: 5000 against a national figure 1:2000, with an overall 50% deficiency in medical manpower and overall 60% in total health sector.

Despite a few medical colleges in Assam, Manipur, and Tripura the entire North East Region is facing acute shortage of both health infrastructure and man power, more so in super specialties, nursing and paramedics.

NEIGRIHMS has been envisaged as the most vital asset to address this shortage in the North Eastern Region in terms of Health care delivery as well as Human Resource Development where there is no medical college in Arunachal Pradesh, Nagaland, Mizoram and Meghalaya as of now.

The MBBS Programme was started in the year 2008 with affiliation to North Eastern Hill University with an annual intake of 50 students. The course is recognized by Medical Council of India.

Post Graduate Medical Courses in Anaesthesiology, Pathology, General Medicine, General Surgery, Microbiology, Obstetrics & Gynaecology, Anatomy, Radio diagnosis and Imaging started from the year 2009. The Post Doctoral Programme in the department of Cardiology was introduced in 2012.

BSc Nursing Degree Course with annual intake of 50 students has already been going on since July 2006. On the approval of the Academic Committee the M.Sc Nursing programme has started from the session 2016-17.

The Academic Committee had approved the introduction of Post Doctoral Fellowship Programmes in various disciplines of Anaesthesiology (Cardiothoracic Anaesthesia, Pain and Palliative Care, Critical Care Medicine), Microbiology (Immuno Diagnostics) Radio diagnosis (Neuro Radiology and Interventional Radiology). The Institute has started PDF Courses in the Department of Anaesthesiology & Radio-diagnosis from the year 2016.

With the construction of separate Medical College and Nursing College Complex the annual intake in both the courses are to be revised to 100 admissions each, annually. With the setting up of the proposed Regional Cancer Centre that would facilitate the treatment of cancer afflicted patients with the State-of-Art infrastructure and facilities (including a 'Patient Rest House' for patients and their attendants), the problems faced by the cancer patients in NE Region will have been comprehensively addressed. The tender process has already been completed and the proposal is in the final stages of approval.

As on date, the Institute is conducting High End diagnostics and medicare in interventional cardiology, open heart surgery, neurology and neurosurgery, video-endoscopic minimal access surgery, laparoscopic, internal medicine, orthopaedics (including joint replacement, arthroscopy etc), obs&gynae (including in-vitro fertilization), otorhinolaryngeology (including cochlear implant), ophthalmology, critical care medicine, emergency medicine and resuscitation, urological surgery besides state of art medicare in other specialties like, GI endoscopy, Laser photo coagulation, immunohistochemistry interventional radiology, component transfusion, hemodialysis, physical medicine and rehabilitation as well as advanced research in basic and para-clinical sciences. More importantly, the Institute is extending the benefits of primary and high end care to the most remotely placed population at their door steps through outreach camps and telemedicine with the help of Community Medicine. NEIGRIHMS has developed into a centre of excellence in the field of Neurosurgery where advanced procedures like awake craniotomy/stereotactic surgery etc are being regularly conducted. Specialized surgery like cochlear implant are also being performed in ENT.

The Hon'ble Chief Minister of Arunachal Pradesh has gone on record appreciating the service provided by NEIGRIHMS to his state wherein, he has stated that, NEIGRIHMS has become the preferred destination for patients from Arunachal Pradesh over other Institutes at Vellore, New Delhi and Guwahati, so much so, that the Government of Arunachal Pradesh is planning to provide direct bus service from Itanagar to NEIGRIHMS. Bus service has already started for patients from Silchar (Barak Valley of Assam) to NEIGRIHMS.

The Government of Nagaland, Mizoram and Arunachal Pradesh have already procured tracts of land/in the process of procuring land near to NEIGRIHMS for constructing accommodation facility for the patients coming from their respective states.

These developments demonstrate the success of the Government's efforts to provide an one-stop centre for advanced medical care to the patients from the North Eastern Region, and the confidence engendered in this population regarding quality of care in NEIGRIHMS.

NEIGRIHMS is conducting clinical grand rounds/clinicopathological meeting, national international conferences, symposia, workshops in collaboration with other institutes in the country, involving various other funding agencies for research, especially ICMR, HRD, DST etc and has been in the forefront with its research publications of appreciable impact.

The Institute is also providing holistic telemedicine mediated services in the field of tele-ICU services, tele-evidence services, tele-education through video conferencing for the North East. The Institute is also contributing (with the help of Tele Medicine Division of the Ministry of Health and Family Welfare, Government of India) in developing 4 (four) medical colleges in the North East as telemedicine centers and conducting annual workshops in this field.

Online registration facility is already installed in the OPD. It is expected to implement complete e-Hospital facility by April/May 2017.

On the Bio Medical Engineering front, NEIGRIHMS is focusing on creation of research areas for applied science to look after its own bio medical equipment and maintenance of engineering facilities. In pursuance of Hon'ble Prime Minister's commitments to the environment the Institute is in the process of launching the "Go Green Mission" in the field of Health Care which has been taken up with special attention to two aspects:

- I. Green architecture for all new upcoming projects and
- II. Retrofitting existing building and facilities towards implementing "Go Green Mission".

NEIGRIHMS now has Post Graduate/Post Doctoral teaching facilities in 35 disciplines along with its 500 bed capacity and 75 intensive care beds. This Institution has already become a major Referral Regional Centre with state of the art facility for Medicare in North East.

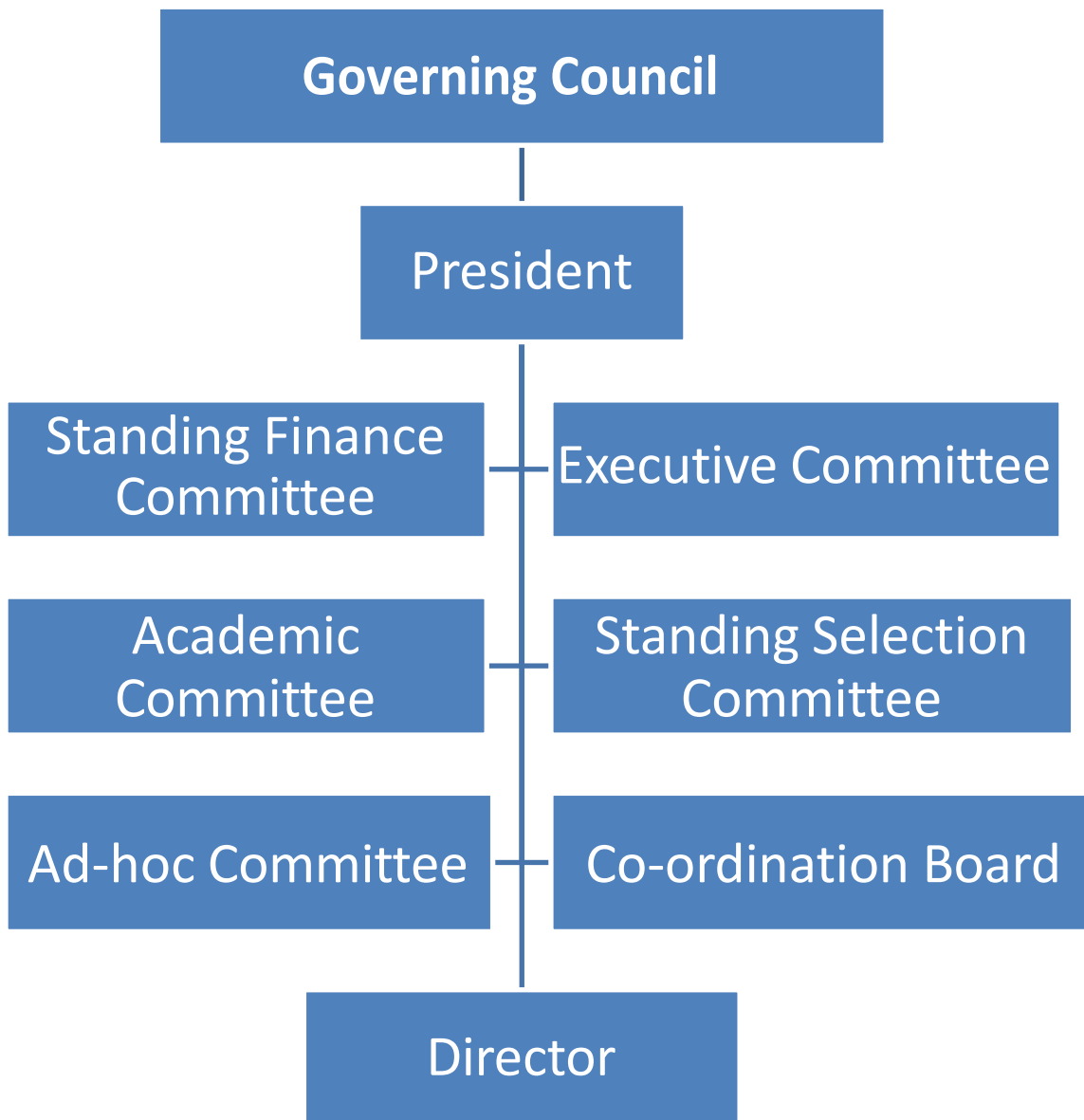
The 1st Annual Programme of Post Graduate Research Presentation was started from on March 5, 2013. These annual events have enhanced the Post Graduate Research and publications of original papers in the prestigious journals at national and international level.

Particular mention must also be made of the very able administrative staff members who have faced challenges with courage and integrity; the multitude of teaching staff who worked in various committees selflessly with constructive criticisms; and those who volunteered to work in various capacities in academic, patient care and planning assignments.

We are committed to the welfare of students and in rendering the best possible services to the patients. NEIGRIHMS, Shillong will continue to remain as one of the best medical education and healthcare institutes in this country.

NORTH EASTERN INDIRA GANDHI REGIONAL INSTITUTE OF HEALTH AND MEDICAL SCIENCES

Organization Structure



NEIGRIHMS AT A GLANCE

2015 - 2016

26th Annual Report

Teaching Departments	28
Faculty members	76
Non Faculty staff	1074
Undergraduate students (MBBS)	260
Undergraduate students (Nursing)	231
Postgraduate students (MD/MS)	51
Post Doctoral	6
Interns MBBS	48
Nursing Faculty	6

HOSPITAL FACILITY AND SERVICES AT A GLANCE

The Hospital is equipped with several advanced equipments/facilities for Patient Care, Academic and Research activities.

PRESENT OPERATIONAL DEPARTMENTS/ SERVICES IN THE HOSPITAL

ANESTHESIOLOGY & CRITICAL CARE	NEUROLOGY
ANATOMY	NEUROSURGERY
CARDIOLOGY	OPHTHALMOLOGY
COMMUNITY MEDICINE	ORTHOPAEDICS & TRAUMA
CARDIO THORACIC & VASCULAR SURGERY	OBSTETRICS & GYNAECOLOGY
DENTISTRY	PEDIATRICS
DERMATOLOGY & STD	PHARMACOLOGY
CASUALTY & EMERGENCY MEDICINE	PHYSIOLOGY
ENT (OTORHINOLARYNGEOLOGY)	PSYCHIATRY
FORENSIC MEDICINE	RADIODIGNOSIS & IMAGING
GENERAL MEDICINE	RADIOTHERAPY
GENERAL SURGERY	UROLOGY
MEDICAL ONCOLOGY	SURGICAL ONCLOGY
PATHOLOGY	BIOCHEMISTRY
MICROBIOLOGY	BLOOD BANK

OTHER SUPPORTING SERVICE DEPARTMENT / SECTIONS:-

CENTRAL STERILE SUPPLY DEPARTMENT	MEDICAL SOCIAL SERVICE UNIT
DIETETICS & NUTRITION	MORTUARY
LAUNDRY	PRIVATE WARD
MEDICAL RECORDS DEPARTMENT	SANITATION DEPARTMENT
NURSING SERVICES	

HOSPITAL SERVICES

Services	No. of Patients		
	2013-14	2014-15	2015-16
Out Patients	2,26,308	2,54,910	2,84,299
IN Patients	15,568	18,477	18,209
Death	805	910	992
Birth	1,107	1,794	1,217
OUTSIDE STATE PATIENTS			
OUTPATIENT	9,025	12,278	24,295
IN PATIENT	3,463	2,801	4,529
Operation Theatre			
Major	2,942	3,355	3,316,
Minor	3,463	1,635	1,853
Bed Capacity	527	541	549
<u>Investigations and Procedures</u>			
Pathology	5,19,462	5,27,791	6,28,462
Microbiology	1,31,682	3,28,553	4,35,591
Biochemistry	6,63,164	6,38,055	9,13,072
Radiology	75,791	87,048	86,372
Dietary Unit			
Diet Counselling	1,701	736	
Diet Supply	1,28,691	1,46,498	
Hospital Charges Collected			
Total Investigation Charges	` 1,16,,45,018/-	` 2,11,68,900/-	` 3,32,82,657/-
Lamination charges	-	-	` 28,500/-

SECTION – A – DEPARTMENTS

DEPARTMENT OF ANAESTHESIOLOGY & INTENSIVE CARE

FACULTY:

Post	Sanctioned	Current status	Name
Professor & Head	1	1	Dr. P.Bhattacharyya
Additional Professor	-	1	Dr. Mohd. Yunus
Associate Professor	2	1	Dr. Nari M Lyngdoh
Assistant Professor	3	2	Dr. Rajani Thabah Dr.Samarjit Dey (Adhoc)

Highlights:

The Department of Anaesthesiology & Critical Care has been actively involved in patient care services, teaching and research activities. Patient care services include services for the critically ill patients in Critical Care Unit, Pre Anaesthesia evaluation Clinic (PAC) & Pain Clinic, O.T (Routine & Emergency), Radiological Services (Interventional & MRI).

Highlights of teaching services include regular postgraduate teaching activities like seminars, clinical case discussions, journal clubs and academic grand rounds.

Presently department is managed by five (05) faculty members, ten (10) senior residents and seven (07) junior residents.

At Present

- Having 2 major and 1 minor operation theatres for Emergency Block 24x7.
- Seven Operational O.Ts which provide for General Surgery, Obs & Gynaecology, CTVS, Urology, Neuro Surgery, ENT, Ophthalmology as well as 24x7 Emergency Surgery Services.
- 31 Bed Critical Care Unit(CCU)
- Pain & Palliative Care Clinic (OPD) & interventional pain services.
- Service for Anaesthesia outside operating room (CT, MRI, Interventional Radiology and Cath- lab,IVF)
- Outreach pain and palliative care services at home.

Services to the patients

- Department of Anaesthesiology & Critical Care has seen an exponential growth in demand of its services and support to the routine as well as emergency operation theater as well as anaesthesia services in out of OT area requirements of different specialty & super specialty Departments.
- Department at present is providing regular services in the following specialty & super specialty areas.

Specialty:

- i. General Surgery
- ii. Obstetric Gynecology
- iii. Orthopaedics
- iv. ENT
- v. Ophthalmology
- vi. CT & MRI room
- vii. Modified ECT

Super Specialty:

- i. CTVS
- ii. Neuro Surgery
- iii. Urology
- iv. Interventional Radiology
- v. Cath Lab (Cardiology)

- Department of Anaesthesiology & Critical Care is supporting all above mentioned specialty & super specialty areas. Current patient load has risen up to the point that all the surgical specialty & super specialty departments are clamoring for 05 operating days a week apart from the emergency services.
- Department is also running 31 bedded critical care unit 24x7. Department is also providing the emergency support to all the specialty & super specialty & Emergency cases 24 x 7.
- Department is providing round the clock resuscitation (life saving) service to the entire hospital.
- Department is also having full fledged Pain & Palliative Care Unit with dedicated posts of Doctor, Nurse, Medical Social Worker in Palliative Care-Advertised and conducted the interviews for the same and appointed the staff for Palliative Care.
- The Departments Palliative Care Unit (having one staff nurse and one MSW cum data entry operator provide both indoor as well as OPD services. In addition, “Outreach Services” to patients in their homes are also provided.
- The Departments conducted three more, two-week workshops for training Volunteers (nurses, social workers, doctors) in Palliative Care and created a fresh pool of volunteers who act as the links between the cancer patients, their families and NEIGRIHMS.
- NEIGRIHMS is the only super specialty hospital in the North East which is providing excellent services in the field of medical and surgical specialty & super specialty areas. Specialty & super specialty areas cannot be developed alone without the support of Anaesthesiology & Critical Care Department.
- Pre-Anaesthesia Evaluation clinic in the OPD block provides services ‘for the optimization of surgical patients for various surgical procedures.
- Pain clinic takes care of chronic pain patients with interventional and non-interventional therapies.
- The Department is providing round the clock Labour Analgesia services.

Academic Activities, Training & Services

1. Classes (Modalities involved - Lecture, Case discussion, Journal Club, Case presentation, equipment discussion, quality control analysis etc.) were conducted regularly involving Residents, Technical/Non-Technical staff, Nursing staff & Faculty.
2. Classes on various topics (as requested by the College of Nursing Authority, NEIGRIHMS) have been taken for B.Sc Nursing Students throughout the academic session.
3. MD (Anaesthesia) 5th Batch students passed out in April, 2016 with 100% success rate.
4. Running IDCCM course in the department of Anaesthesiology and Critical Care.
5. Running IDCCN course in the department of Anaesthesiology and Critical Care

Education:

CME/Workshops/Symposia/National and International Conference:

Sl.No	Name of the Event	Date	Venue	City
1.	Cadaveric Workshop on Interventional Pain Management (CWIPM, 2016)	26 th & 27 th March, 2016	NEIGRIHMS	Shillong, Meghalaya

Lectures delivered at CMEs, National and International Conferences:

Name of Faculty Member: Prof. P. Bhattacharyya

Sl. No	Authors	Title of presentation	Name of Conference	Date	Venue	City
1.	Dr. P. 3. Bhattacharyya 4.	1. Regenerative therapy (PRP) in Pain 2. Chairperson HOW I DO IT Session	ISSPCON 2015 – Pain Conference, Chennai	5 th – 8 th February, 2015	Sree Balaji Medical College, Chrompet, Chennai	Chennai
2.	Dr. P. Bhattacharyya	Faculty of the Conference	11th SAARC-AA Congress & 16th SAN National Conference, Nepal	26 th – 28 th February 2015		Nepal
3.	Dr. P. Bhattacharyya	Faculty of the Workshop	CME & Hand on workshop on Pediatric Airway,	20 th – 21 st June 2015	NEBAOI, Guwahati	Guwahati
4.	Dr. P. Bhattacharyya	1. Fluid resuscitation - End points? 2. Chairperson - Obstetric Sepsis	8 th National Conference of AOA and 1st World Obstetric Anaesthesia Congress	11 th – 13 th September 2015	Marriott convention centre	Hyderabad
5.	Dr. P. Bhattacharyya	National Workshop on “Skill Building for Systematic Reviews”	organized by ICMR Advanced Centre for Evidence Based Child Health PGIMER, Chandigarh	16 th – 18 th September 2015	Landmark Hotel	Guwahati
6.	Dr. P. Bhattacharyya	1. Role of Non invasive ventilation in respiratory failure patient's - When to start and when to stop	EZCCON 2015,	25 th – 27 th September 2015	Hotel Maurya , Patna"	Patna
7.	Dr. P. Bhattacharyya	Faculty of the Conference	28 th ABISACON	3 rd – 4 th October 2015	Guwahati	Guwahati
8.	Dr. P. Bhattacharyya	Faculty of the Workshop Pre-donation Care	CME & Workshop on Brain Dead Organ Donation	17 th October 2015	BHU, Varanasi	Varanasi
9.	Dr. P. Bhattacharyya	Faculty of the Conference	1 st International Conference on Imaging in Critical Care Medicine	6 th November 2015	Kolkata	Kolkata

10	Dr. P. Bhattacharyya	Setting Up an ICU: What a Trainee Must Know?	ISACON 2015, Jaipur	26 th – 29 th December 2015	B M Birla Auditorium & Convention Centre, Jaipur	Jaipur
----	----------------------	--	---------------------	---	--	--------

Lectures delivered at CMEs, National and International Conferences: Dr. Md. Yunus:

Sl. No	Authors	Title of presentation	Name of Conference	Date	Venue	City
1.	Dr. Md. Yunus	Introduction and Group Dynamics	Basic Course Workshop on MET for Resident Doctors	22 nd – 23 rd July 2015	NEIGRIHM S, Shillong	NEIGRIHMS, Shillong
2.	Dr. Md. Yunus	Good Teaching Practice	Basic Course Workshop on MET for Resident Doctors	22 nd – 23 rd July 2015	NEIGRIHM S, Shillong	NEIGRIHMS, Shillong
3.	Dr. Md. Yunus	Planning a Thesis	Orientation Programme for 1 st Year Post Graduate & Post Doctor (MD/MS/DM) Student, 2015	29 th July 2015	NEIGRIHM S, Shillong	NEIGRIHMS, Shillong
4.	Dr. Md. Yunus	Faculty of the Workshop	5 th International CME, Workshop & Conference on Cost Effective Use of Technologies in E-Healthcare (CEUTEH-2015)	2 nd – 8 th August 2015	AIIMS, New Delhi	New Delhi
5.	Dr. Md. Yunus	Introduction of IEC, NEIGRIHMS	International Workshop on Harmonization-Good Clinical Practice & Ethical Prospective of Bio-Medical Research	29 th August 2015	NEIGRIHM S, Shillong	NEIGRIHMS, Shillong
6.	Dr. Md. Yunus	Faculty of the workshop	Workshop on Research methodology with Association of National Institute of Epidemiology, Chennai	21 st – 24 th September 2015	NEIGRIHM S, Shillong	NEIGRIHMS, Shillong
7.	Dr. Md. Yunus	INDUSEM senior leader & Faculty of the Congress	11 th Annual INDO-US World Congress of Emergency Medicine	30 th September, 2015 to 4 th October, 2015	AIIMS, New Delhi	New Delhi
8.	Dr. Md. Yunus	Introduction & Welcome of New MBBS	Orientation Programme for 1 st Year MBBS Students-2015	27 th October 2015	NEIGRIHM S, Shillong	NEIGRIHMS, Shillong
9.	Dr. Md. Yunus	Guest Lecture on Introduction of INDUS-EM	CME on Emerging Trends of EM Care at North-East & India conducted by Health	31 st October 2015	AIIMS, New Delhi	AIIMS, New Delhi

			Care Worker Trained from INDUSEM at AIIMS, New Delhi			
10.	Dr. Md. Yunus	Guest Lecture on Disposable Ventilator	CME on Emerging Trends of EM Care at North-East & India conducted by Health Care Worker Trained from INDUSEM at AIIMS, New Delhi	31 st October 2015	AIIMS, New Delhi	AIIMS, New Delhi
11.	Dr. Md. Yunus	Chair the session	Second Delhi /NCR AMDCON-2016	6 th Nov, 2015	New Delhi	New Delhi
12.	Dr. Md. Yunus	Participated as the Designated member of IEC, NEIGRIHMS	3 rd National Forum for Ethics Review Committee in India	11 th – 12 th December 2015	SGPGI, Lucknow	Lucknow
13.	Dr. Md. Yunus	Current BLS & ACLS Guidelines 2015	Research symposium & Updates in Anaesthesiology 2015	21 st – 23 rd December 2015	Kolkata	Kolkata, West Bengal
14.	Dr. Md. Yunus	Presentation of scientific paper title:“Role of Post operative Anaesthesiologist’s visit in patient’s satisfaction” by P.G. student	ISACON-2015, Jaipur	25 th – 29 th December 2015	B.M. Birla Auditorium and Convention Centre, Jaipur	Jaipur
15.	Dr. Md. Yunus	Updated of CPR 2015 Guidelines	Guest lecture, Bhopal Memorial Trust Hospital (BMHRC), Bhopal	23 rd January 2016	BMHRC, Bhopal	Bhopal
16.	Dr. Md. Yunus	Over view of Basic Life support and ACLS	Intern Orientation Programme-2016 at NEIGRIHMS	24 th February 2016	NEIGRIHMS, Shillong	NEIGRIHMS, Shillong
17.	Dr. Md. Yunus	Designated team Member from NEIGRIHMS, Shillong for Aortic Dissection Training	Workshop on Aortic Dissection in All India Institute of Medical Sciences New Delhi	11 th – 13 th March 2016	AIIMS, New Delhi	New Delhi

**Lectures delivered at CMEs, National and International Conferences:
Dr. Samarjit Dey:**

Sl. No	Authors	Title of presentation	Name of Conference	Date	Venue	City
1.	Dr. Samarjit Dey	Radiation safety in pain procedures	Regional Anaesthesia & Pain Conference at AIIMS	8 th – 10 th January 2016	AIIMS, New Delhi	New Delhi

2.	Dr. Samarjit Dey	Common back pain procedures	TataMemorial radiology intervention update	11 th January 2016	AIIMS, New Delhi	New Delhi
3.	Dr. Samarjit Dey	Pulsed Radiofrequency- is it evidence bases	National Conference of Indian Society for Study of Pain (ISSPCON – 2016)	4 th – 7 th February 2016	Indore	Indore
4.	Dr. Samarjit Dey	- Joint organising secretary - Faculty of the Workshop	Cadaveric Workshop on Interventional Pain Management (CWIPM, 2016)	26 th & 27 th March, 2016	NEIGRIH MS	Shillong, Meghalaya
5.	Dr. Samarjit Dey	Examination of back	CME on Pain Management for general practitioners	15 th May 2016	Novotel, Kolkata	Kolkata

Departmental Ongoing projects (Thesis/Dissertations)

Sl. No	Title of the Project
1.	To compare continuous subcutaneous insulin delivery versus continuous intra-venous insulin delivery in critically ill patients and determine the role of continuous glucose monitoring device.
2.	Effect of transversus Abdominis Plane or Local Infiltration with Bupivacaine for Postoperative Analgesia in Caesarean section.
3.	Role of post-op anaesthesiologist's visit in patient satisfaction.
4.	Comparison of efficacy of low intensity laser therapy and intra-articular injection of platelet rich plasma in the management of knee pain due to osteoarthritis.
5.	Identification of the critical parameters in guiding fluid resuscitation in patients in septic shock.
6.	Ultrasound guided right internal jugular Vein cannulation by operators of different experience: A prospective cohort study.
7.	Comparison between Mc-Coy laryngoscope and C-MAC videolaryngoscope in anticipated difficult airway.
8.	Comparison of efficacy between intra-articular PRP (platelet rich plasma) and intra-articular steroid in facet joint arthropathy.

Completed (Thesis/Dissertations)

Sl. No	Title of the Project
1.	LOW BACK PAIN: A Prospective Hospital Based Study to assess Its Etiological and Impact on quality of Life- Dr. Samarjit Dey
2.	Epidural Ropivacaine For Labor Analgesia: A Comparative Study Among 0.05, 0.1 & 0.2% Ropivacaine With 2mcg/MI Of Fentanyl. Dr. Hariom Khandelwal
3.	Comparison of sedation by continuous infusion of dexmedetomidine, Midazolam & Propofol in patients on Mechanical Ventilation in the Intensive Care Unit. Dr. Debasis Pradhan
4.	A prospective Hospital Based Study to Ascertain Optimal FiO ₂ and Levels of PEEP based on static Compliance of lung in patients presenting with ARDS & ALI. Dr. Adarsha K.N
5.	Peri-operative Ramosetron and Ramosetron plus Dexamethasone Therapy for The Prevention of Post Operative Nausea and Vomiting Following Laparoscopic Cholecystectomy Surgery Under General Anaesthesia: A Randomized Double Blind Prospective Study". Dr. R. Nongthombam

6.	Role of Perioperative Oxygen Supplementation in Relation To Surgical Site Infection In Urological Surgery Under Neuraxial Anaesthesia. Dr. Habib Md R.Karim
7.	Influence of packed red blood cell transfusion on risk of acute kidney injury and acute kidney injury after cardiopulmonary bypass in anaemic and non-anaemic patients undergoing cardiac surgery. Dr. Raghavendra Kotal
8.	Efficacy of lateral branch pulsed radiofrequency denervation and intra articular depomedrol injection for sacroiliac joint pain – a randomized, prospective, single blinded comparative study. Dr. Kaustuv Dutta
9.	Epidural Ropivacaine For Labor Analgesia : A Comparative Study of 0.2% Ropivacaine, 0.2% Ropivacaine with 0.25 µg/Kg Dexmedetomidine and 0.2% Ropivacaine with 0.25 µg/Kg Dexmedetomidine combined with 500 µg Neostigmine. Dr. Rajesh Kr. Mishra
10.	Assessment Of Nutritional And Hydration Status In Critically Ill Patients Using Bio-Impedance Spectroscopy And Clinical Parameters. Dr. Vijay Sundarsingh
11.	Evaluation of hearing loss after spinal anaesthesia. Dr. Harini S
12.	Efficacy Of Perioperative Dexmedetomedine In Attenuation Of Hemodynamic Response To Intubation, Effect On Hemodynamic Response During Surgery And Dose Sparing Effect Of Opioids And Anaesthetic Agents In Patients Undergoing Laparoscopic Cholecystectomy. Dr. Nand Lal Bhagat
13.	A Comparative Study Of The Cam-ICU, The Neecham Confusion Scale And The Icdsc For The Assessment Of Delirium In The ICU. Dr. Angkita Barman
14.	LOW BACK PAIN- Evaluation of intra-articular injection of platelet rich plasma in the management of Chronic Low Back Pain due to Sacroiliac joint Dysfunction. Dr. Priyanka Dev
15.	Impact of targeted optimization of fluid status using Extra Vascular Lung Water Measurement in ICU patients with APACHE II \geq 20 (with special reference to severe sepsis, ARDS, and chronic alcohol abuse) – A Pilot Study. Dr. Anirban Bhattacharjee
16.	Comparative evaluation of hemodynamic response, efficacy & safety of Levosimendan, Milrinone and Dobutamine in patients with low cardiac output syndrome following cardio pulmonary bypass for valve replacement surgeries. A double blind randomized control study. Dr. Sunny Agarwal

Departmental Ongoing Projects

Sl. No	Title of the Project	Collaborating department/institution
1.	Predictors of difficult laryngoscopy and intubation: A prospective study in North Eastern population in Northeast India	NEIGRIHMS /Anaesthesiology
2.	Incidence and course of cardiac surgery associated acute kidney injury and its relationship with bypass and cross clamp time	NEIGRIHMS /Anaesthesiology
3.	Pondering for the frequency of routine tube change for ongoing airway management in adult intensive care unit	NEIGRIHMS /Anaesthesiology
4.	Retrospective analysis on pattern of airway management and factors associated with airway management other than by Macintosh laryngoscopy in craniomaxillofacial injury	NEIGRIHMS /Anaesthesiology
5.	Effect of addition of different doses of Nalbuphine intrathecally to Isobaric 0.75% Ropivacaine in elective lower limb surgery: a dose finding study	NEIGRIHMS /Anaesthesiology
6.	Efficacy of hand hygiene study in operation theatre in the department of Anaesthesiology & Intensive Care in NEIGRIHMS	NEIGRIHMS /Anaesthesiology
7.	Comparative of Post operative analgesic effects of Ropivacaine and Ropivacaine combined with Butorphanol using ultrasound guided Transversus abdominis plane block after laparoscopic cholecystectomy	NEIGRIHMS /Anaesthesiology
8.	Comparison of efficacy of low intensity laser therapy and genicular branch radiofrequency in the management of knee pain due to osteoarthritis	NEIGRIHMS /Anaesthesiology
9.	Comparison between Palonosatron and combination of Ondansetron and Dexamethasone for PONV Prophylaxis in Laparoscopic Gynaecological Surgeries	NEIGRIHMS /Anaesthesiology

10.	Effect of addition of different doses of Nalbuphine intrathecally to Isobaric 0.75% Ropivacaine in elective lower limb surgery: a dose finding study	NEIGRIHMS /Anaesthesiology
11.	Retrospective study of changing pattern of antibiotic sensitivity and antibiotic resistance in an ICU in a tertiary care teaching hospital during the year period 2007 up to 2015 April	NEIGRIHMS /Anaesthesiology

Departmental Completed Projects

Sl. No	Title of the Project	Collaborating department/institution
1.	An observational cohort study on preoperative investigations and referrals: How far we are following recommendations	NEIGRIHMS
2.	Pharmacoeconomics of Desflurane based minimal flow anaesthesia for different durations of surgery	NEIGRIHMS
3.	A retrospective study of endotracheal or tracheostomy tube blockage and their impact on the patients in an intensive care unit	NEIGRIHMS

Ongoing Collaborative Projects

Sl. No	Title of the Project	Collaborating department/institution
1.	Pattern of Analgesic utilization in Oncology setting of a tertiary care hospital, NEIGRIHMS	Pharmacology, Orthopaedic, Oncology & Anaesthesiology
2.	Comparison of Early Vs Delayed Laparoscopic Cholecystectomy in Acute Calculus Cholecystitis	General Surgery, Radiology & Anaesthesiology
3.	Autologous bone marrow progenitor cell transplantation for Therapeutic Angiogenesis in critical lower limb Ischemia	Radiology, CTVS, Anaesthesiology, General Surgery, General Medicine, Pathology, Cardiology & Biochemistry.
4.	Intraperitoneal Analgesia instillation for Post operative pain relief after laparoscopic Cholecystectomy	General Surgery & Anaesthesiology
5.	A study on non-alcoholic fatty liver disease in patients undergoing Cholecystectomy	General Surgery, Anaesthesiology & Pathology
6.	Early detection of Kidney injury due to broad-spectrum antibiotics use in critically ill patients with reference to cystatin C & Neutrophil gelatinase associated lipocalin	Department of Biotechnology, GOI, Biochemistry, Paediatric, General Medicine, Anaesthesiology & CTVS
7.	A comparison of the safety profile and technical feasibility of laparoscopic cholecystectomy with and without special positioning of the patient	General Surgery & Anaesthesiology
8.	Impact of Bundling Interventions in Catheter Associated Urinary infections (CAUTI) In Intensive Care Unit (ICU) of a Tertiary Care Centre	Tract Microbiology & Anaesthesiology
9.	Central line bundle implementation in Intensive care units impact on central line associated blood stream infection (CLABSI) in a tertiary care centre	Microbiology & Anaesthesiology
10.	Assessment of awareness levels about rational prescription of antibiotics among junior doctors in various clinical departments in a tertiary care hospital in north east India	ICMR MBBS Student Project: ENT, Microbiology, Pharmacology & Anaesthesiology & Medical Education.

Completed Collaborative Projects

Sl.No	Title of the Project	Collaborating department/institution
1.	A Study of unsafe CSOM-Hospital based study	ENT, Radiology & Anaesthesiology

Awards, Honours and significant events: Dr. P. Bhattacharyya, Professor & HOD

1. Expert for Selection Committee: Banaras Hindu University
2. Expert for UPSC Selection Committee.
3. Member, National Advisory Panel for Indian Journal of Critical Care Medicine.
4. Registrar (Academics), NEIGRIHMS Shillong.
5. Nodal Officer, Telemedicine for North Eastern Grid, India.
6. Conducted the DNB Examination in NEIGRIHMS.
7. Organized the first Workshop on Telemedicine in NEIGRIHMS, Shillong
8. Conducted the President of India's Tele-Address in NEIGRIHMS on three occasions
9. Organized the Out Reach Services for Palliative Care in Coordination with VHAM, Meghalaya after conducting two workshops on Palliative Care for Volunteers in NEIGRIHMS.
10. Chairman, Evidence Based Medicine, NEIGRIHMS.
11. Organized as chairman - Two Workshops on "Evidence Based Medicine" (in coordination with PGI, Chandigarh) in NEIGRIHMS, Shillong. One Evidence Based Medicine Workshop via Video Conferencing (in coordination with PGI Chandigarh), Shillong.
12. Conducting One-Year IDCCM Course in the Department with an intake of two Post-MD students per year.
13. Procured 9 Cadavers from West Bengal for our Institute for teaching and training purposes.
14. Chairman of the Committee entrusted with the procurement and installation of the MEDICAL GAS PIPELINE System for NEIGRIHMS.
15. Member of the Committee entrusted with the installation of the MODULAR O.Ts.
16. Invited Faculty, Advisor, Observer for State Disaster Management Authority of Meghalaya.
17. Set up the Museum in the Department of Anesthesiology, NEIGRIHMS.
18. Executed MOUs between NEIGRIHMS with Pallium India as well as with Jeevdaya Foundation (USA) for funding our Palliative Care Program and sponsoring staff (Doctor, Nurse and Medical Social Worker) for the program.
19. Invited Member of IPC, NEIGRIHMS.
20. Examiner for Indian Diploma in Critical Care Nursing.
21. Member of Four – Member National Panel of Indian Society of Critical Care Medicine for Formulating & Revising Curriculum and Examination system for Critical Care Nursing.
22. Member of the Advisory Board-Ayurvedya International
23. Guide and Co-Guide for MD (Anaesthesia) Student.
24. Vice President, Association of Obstetric Anaesthesiologists.
25. Faculty East Zone Critical Care Conference, 26th & 27th September, Patna 2015.
26. Faculty: 28th ABISACON, Guwahati, 3rd & 4th October 2015.
27. Faculty: ICMR-PGIMER National Workshop on "Skill Building for Systematic reviews for North East Region" 16th – 18th September, 2015 Guwahati.
28. Faculty: ISSPCON 2015, Pain conference, Chennai 5th – 8th February 2015.
29. Faculty: CME & Hands on Workshop on Paediatric Airway organized NEBAOI, Guwahati, 20th - 21st June, 2015.
30. Secretary, Shillong Branch of ISCCM.
31. Organized the Cadaveric Workshop on Interventional Nerve blocks in NEIGRIHMS on 26th & 27th March 2016.
32. Organizing Secretary for the National Conference of the Indian College of Anaesthetists to be held in NEIGRIHMS in September 2016.
33. Organizing numerous Surgical Camps in our Institute to help deliver great care to the Community at large.

34. Chairman of Technical Evaluation Committee of Medical Oxygen Concentrator (PSA technology) unit with compressor (air) with a capacity of 30-35 D type bulk units per day for the Institute.
35. Chairman of Technical Evaluation Committee for LED Phototherapy unit, Adult/Paediatric, Weighing Scale with supporting system for PICU/NICU/Paediatrics
36. Chairman of Technical Evaluation Committee for ICU Ventilators, Central Monitoring System, Ultrasound System, Defibrillator, Hand disinfectant Dispenser System, Resuscitation kit, for setting up of Six Bedded Medicine ICU in the Institute.

Awards, Honours and significant events: For Dr. Mohd. Yunus, Additional Professor

1. Member Secretary of Research Review Board (IRRB) of NEIGRIHMS.
2. Member of Various Technical Evaluation Committee Department of the Institute.
3. Chairman of Editorial Board of "Hand Book on Medical Education".
4. Sub Dean Research, NEIGRIHMS
5. Editor of Scientific Abstract Publication Book of 6th Convocation, Annual Day NEIGRIHMS, 2016.
6. Editor of Handbook on Basics of Medical Education. 1st edition, 2015.
7. Editor of Handbook for Practice of Research Methodology. 1st edition, 2015.
8. Associate Editor, NEIGRIHMS Journal of Health & Medical Science Journal.
9. Guide and Co-Guide for MD (Anaesthesia) Student.
10. Member of Institute Ethics Committee of NEIGRIHMS (IEC, NEIGRIHMS).
11. Coordinator of Department Medical Education (MEU) of NEIGRIHMS.
12. Co-ordinator & Faculty of Basic Course Workshop on MET for Resident Doctors at NEIGRIHMS 22nd & 23rd July 2015.
13. Co-ordinator of the Intern orientation programme On 24th February 2016.
14. Conduction of Research Methodology workshop at NEIGRIHMS with association with National Institution of Epidemiology.
15. Organizing numerous Surgical Camps in our Institute to help deliver great care to the Community at large.
16. Course Coordinator for Orientation Programme for Orientation Programme for 1st Year Post Graduate & Post Doctor (MD/MS/DM) Student, on 29th July 2015.
17. Course Coordinator for Orientation Programme of 1st year MBBS students & 1st year MD/MS/DM residents.
18. Guest Speaker for International Workshop on Harmonization-Good Clinical Practice & Ethical Prospective of Bio-Medical Research on 29th August 2015 and deliver talk of Introduction of IEC, NEIGRIHMS.
19. Guest Speaker of CME on Emerging Trends of EM Care at North-East & India conducted by Health Care Worker Trained from INDUSEM at AIIMS, New Delhi and deliver Guest Lecture on Introduction of INDUS-EM & Disposable Ventilator on 31st October 2015.
20. Conducted 1st Meeting of IRRB as Member Secretary of the Board & Sub Dean Research which provides the Intramural grant to the Faculty of the Institute.
21. Author of SOP of IEC, NEIGRIHMS. Key member for the process of Registration of IEC, NEIGRIHMS with the CDSCO (Nodal Centre).
22. Reviewer of the Journal of pain.
23. Reviewer of the Ghana Medical Journal.
24. Reviewer of the Journal on Recent Advances in pain.
25. Awarded for Academic Excellence in 6th Annual convocation of NEIGRIHMS (2016), Shillong.
26. Organizing Secretary of the 6th Convocation & Annual Day of NEIGRIHMS 4th & 5th March 2016.
27. Judge for the poster PowerPoint presentation at 6th Convocation and Annual Day of NEIGRIHMS 4th & 5th March 2016.

28. Designated team Member from NEIGRIHMS, Shillong for Aortic Dissection Training on Workshop on Aortic Dissection in All India Institute of Medical Sciences New Delhi from 11th – 13th March 2016.
29. Head of the Department of Emergency Medicine & Traumatology for starting of MD Post Graduate corium MD Medicine Practice & Establishment of the state of art Department.

Awards, Honours and significant events: For Dr Samarjit Dey, Assistant Professor

1. Chief Editor - Journal on Recent Advances in pain.
2. Co-editor -: clinical methods in pain medicine.CBS Publishers. (Book)
3. Reviewer –British Journal of Anaesthesia.
-Indian journal of Pain
- Journal on Recent Advances in pain.
4. Member of team sent to Jammu and Kashmir for Flood relief, 2015
5. Joint organising Secretary – Cadaveric workshop on interventional pain management, Shillong.
6. Second prize for best poster in NEIGRIHMS 6th Convocation and Annual day.

Visiting Scientist:

SL. No	Name of the Visiting Scientist	Designation & Institute	Programme attended
1.	Dr. J. Divatia	Institute Prof & HOD Deptt. Of Anaesthesiology & Critical Care, Tata Memorial Hospital, Mumbai. Past President Indian Society of Entrance Medical (ISCCM)	Interactive Session of Antibiotic Stewardship

Patient Care:

Pain Clinic attendances for the year April 2015- March 2016 are as follows:

Old	New	Refer	Total
430	118	143	691

Type of procedure performed in Pain Clinic

Sl. No	PROCEDURES	Total
1.	Caudal epidural	25
2.	Transforaminal	2
3.	Piriformis intramuscular injection	25
4.	SI joint injection	11
5.	Median nerve	4
6.	Intradiscal ozone	4
7.	Nerve root block	4
8.	TMJ injection	2
9.	Facet injection	11
10.	Knee prolo-ozone	6

11.	Knee genicular nerve block	-
12.	Trigger point injection	7
13. -	Radiofrequency	3
14.	Geniculo femoral nerve block	3
15.	Disc Ozone	7
16.	Ilio inguinal filiohypo	2
17.	Shoulder Injection	3
18.	Diagnostic block	5
	Grand TOTAL	124

ANAESTHESIOLOGY SERVICES IS PROVIDED

INTERVENTIONAL	MRI
401	79

The Numbers of patients examined in PAC Clinic during 2015-16

1	General Surgery	1475
2	Obs & Gynaecology	583
3	Urology	847
4	ENT	556
5	CTVS	451
6	General Medicine	24
7	Paediatrics	190
8	Oncology	1
9	Neurology	109
10	Ophthalmology	140
11	Orthopaedics	840
12	Cardiology	38
13	Radiology	33
14	Neuro Surgery	523
15	Psychiatry	2
	Total	5812

ICU Admission and Death Details from April 2015 to March 2016

1	Meningitis	18
2	Malaria	4
3	Cardio Vascular Disorder	11
4	Respiratory Disorder	41
5	Liver Disease (Chronic+Acute)	21
6	CIT disorder	17
7	Trauma	82
8	Ca	38
9	Post-op	185
10	CVA	124
11	DM	8
12	CKD	39

13	TB	35
14	Post Partum Obsetric	26
15	Others	114
16	Septic Shock	16
17	Neuro Surgery	149
18	Neurology	62
19	Expired	348
20	Tras-out	589
21	LAMA	53

Grand Total of ICU Admission and Death Details from April 2015 to March 2016 - 1549

Sl.	Departments	Total
1	Urology	265
2	ENT	421
3	Obs & Gynae	733
4	Gen. Surgery	713
5	Orthopaedics	346
6	CTVS	220
7	Ophthalmology	448
8	Neuro Surgery	358
	Total	3504

Total Nos. of major & minor cases held from April 2015 to March 2016

Departments	Major	Minor
Urology	224	41
Orthopaedics	332	14
O&G	723	9
Surgery	700	13
CTVS	220	-
ENT	278	143
Ophthalmology	435	13
Neuro Surgery	351	8
Total	3263	241

Routine & Emergery cases from April 2015 to March 2016

Sl.	Departments	Total
1	Urology	27
2	ENT	90
3	Obs & Gynae	541
4	Gen. Surgery	275
5	Orthopaedics	87
6	CTVS	52
7	Ophthalmology	38
8	Neuro Surgery	195
	Total	1305

Statistics of the different departments – the total number of Routine cases

Sl.	Departments	Total
1	Urology	251
2	ENT	333
3	Obs & Gynae	232
4	Gen. Surgery	415
5	Orthopaedics	257
6	CTVS	168
7	Ophthalmology	382
8	Neuro Surgery	162
	Total	2200

Types of Anaesthesia given

	Departments	Total
GA	Orthopaedics	152
	Surgery	525
	Urology	83
	Obs & Gynaecology	152
	ENT	240
	CTVS	215
	Ophthalmology	64
	Neuro Surgery	350
GA+Epidural	Orthopaedics	3
	Surgery	39
	Urology	6
	Obs & Gynaecology	41
SA	Orthopaedics	100
	Surgery	112
	Urology	114
	Obs & Gynaecology	530
	Neurosurgery	4
CSE	Orthopaedics	69
	Surgery	4
	Urology	8
	Obs & Gynaecology	48
EA	Orthopaedics	5
	Surgery	1
	Urology	5
	Obs & Gynaecology	7
NERVE BLOCK + EPIDURAL	Orthopaedics	12
	ENT	1
	Surgery	7
	Obs & Gynaecology	7
LA	Orthopaedics	9
	Surgery	4
	Urology	44
	Obs & Gynaecology	8

	ENT	221
	CTVS	4
	Ophthalmology	259
	Neuro Surgery	2
SEDATION	Orthopaedics	4
	Obs & Gynaecology	7
	ENT	4
	CTVS	2
	Neuro Surgery	1
Topocal + Peribulb	Ophthalmology	138

UTILIZATION TIME FOR ROUTINE CASES (In hours & as % of allocated operation hours)

Department	Urology	General Surgery	Ortho	Gynaecology	ENT	Ophthal	CTVS	Neuro Surgery
OT time utilized (Annually)	39733	44339	42859	36588	57728	35247	42978	34843
OT time allocated (Annually)	36360	35640	36360	34200	34200	42480	33120	28800
%	109%	124%	117%	106%	168%	82%	129%	120%

UTILIZATION TIME FOR EMERGENCY CASES (In hours & as % of maximum available hours)

Department	Urology	General Surgery	Orthopaedics	Gynaecology	ENT	Ophthalmology	CTVS	Neuro Surgery	Total Emergency Time utilized by all Surgical departments out of allocated time
Total time utilized (Annually in HRS)	28:83 hrs	760:21 hrs	196:08 hrs	1187:66 hrs	181:03 hrs	62:55 hrs	151:02 hrs	584:55 hrs	3152 hrs

Number of Operations Which Are Neither Emergency Nor Are There In The Routine Operative List

(Request for Routine as Emergency) From April 2015 – March 2016.

Departments	No. of Cases
GENERAL SURGERY	60
ORTHO	25
ENT	25
Neuro Surgery	30
CTVS	75
Gynaecology	30
Radiology	20
Total	265 Cases

DEPARTMENT OF ANATOMY

FACULTY:

Post	Sanctioned	Current status	Name
Professor & Head	1	1	Dr. Asima Bhattacharyya
Associate Professor	1	1	Dr. Amitav Sarma
Assistant Professor	2	2	Dr. Sarah Ralte Dr. Bishwajeet Saikia

Senior Resident	:	2
Stenographer	:	1
Technical Assistant	:	2
Store Keeper cum Clerk	:	1
Dissection Hall Attendants	:	5
Peon	:	1
Cleaner	:	2

Highlights:

- The Anatomy Museum was furnished with more specimens by collecting and preserving the dissected parts and organs from the cadavers.
- The Research Laboratory has also been equipped with one High End rotary microtome, one Semi Automatic rotary microtome and one Automatic microtome knife sharpener. About 200 slides were made for microscopy examination for MBBS students.
- The setting up of Genetic Laboratory is on the verge of completion (one centrifuge machine and one laminar airflow cabinet are procured). Installation of CO₂ Incubator is awaited.
- Thirty two books were added to the departmental library. Total no. of books is now 199.
- Conducted CME-cum-Workshop on 'Emerging Role of Virtual Dissection Technology in Integrated Medical Teaching' on 27th November, 2015.
- Conducted 'Cadaveric Workshop on Interventional Pain Management' on 26th and 27th March, 2016.

Education:

- Regular classes and seminar/demonstrations are being held for under graduate, post graduate and resident doctors. Regular classes and seminar/demonstrations are being held for under graduate, post graduate and resident doctors.
- Regular class tests and seminars are being held for under graduate students.
- Dissection training was conducted on three embalmed human cadavers procured from various Medical Colleges of Kolkata.
- The MBBS course of batch 2014-15 was completed in June, 2015.
- The First Professional MBBS (practical & viva) Examination of batch 2014-15 was conducted in the department on July, 2015.
- The First Professional (supplementary) MBBS (practical & viva) Examination of batch 2014-15 was conducted in the department on September, 2015.
- MBBS classes of Batch 2015-16 was started from 1st September, 2015.

- Classes (demonstration/Theory) were conducted for P.G. students (Department of Radiology)

CMEs/Workshop/Symposia/National and International Conferences

1. Conducted CME cum Workshop on 'Emerging Role of Virtual Dissection Technology in Integrated Medical Teaching' on the 27th November, 2015.
2. Conducted 'Cadaveric Workshop on Interventional Pain Management' in collaboration with the Department of Anaesthesiology & Daradia Pain Clinic, Kolkata on 26th & 27th March, 2016.

Lectures delivered at CMEs National and International conferences

Dr. Amitav Sarma					
SI No.	Title of talk	Name of the CME/Conference	Date	Venue	City
1.	Dead Body donation	Public Information Campaign	28 th – 30 th January, 2016	Smit Village	Shillong
2.	Evolving a New Technique for Cleaning Embalmed Cadaver Bones	6 th Convocation, Annual Day	4 th March, 2016	NEIGRIHMS	Shillong
Dr. Sarah Ralte					
SI No.	Title of talk	Name of the CME/Conference	Date	Venue	City
1.	A Survey Study on the Emerging Role of Virtual Dissection Technology in Integrated Medical Teaching	6 th Convocation, Annual Day	4 th March, 2016	NEIGRIHMS	Shillong
Dr. Bishwajeet Saikia					
1.	Body Donation	CGR	10 th December, 2015	NEIGRIHMS	Shillong

List of oral paper/posters presented

SI No.	Author/ Faculty	Title of presentation	Name of the Conference	Date	Venue	City
1.	Dr. Amitav Sarma	Dead Body donation	Public Information Campaign	28 th – 30 th January, 2016	Smit Village	Shillong
2.	Dr. Amitav Sarma	Evolving a New Technique for Cleaning Embalmed Cadaver Bones	6 th Convocation, Annual Day	4 th March, 2016	NEIGRIHMS	Shillong

3.	Dr. Sarah Ralte	A Survey Study on the Emerging Role of Virtual Dissection Technology in Integrated Medical Teaching	6 th Convocation, Annual Day	4 th March, 2016	NEIGRIHMS	Shillong
----	-----------------	---	---	-----------------------------	-----------	----------

Research:Funded Project:Ongoing

Sl. No.	Title of the Project	Name of the Principal Investigator	Funded by (Name of funding agency)	Duration (year)	Start Year – End Year	Total funds sanctioned (Rs.)
1.	A comparative study on the short-term effects of Zoledronate and Pamidronate on the histomorphometry of the metaphysic of tibia in young albino rats	Dr. Sarah Ralte	Intramural Research funding from the Institute	2 years	Approved for Intramural funding on April 2016	To be received

Departmental Project/ PG thesis:Ongoing

Sl No.	Title of project
1.	Teratological Effect of Levitiracetam on Pregnant Albino Mice – PG Thesis
2.	Detection of chromosomal anomalies on products of conception by conventional and molecular cytogenetics in unexplained fetal loss among the women population of north-eastern region of India

Patient Care / Supportive Activities:

The department has provided embalming services to the dead patients on request of Higher Authority of Institute for transportation of 'body' to their home town.

AWARDS, HONOURS AND SIGNIFICANT EVENTS:

Asima Bhattacharyya:

- Elected in the Editorial Board of Indian Journal of Clinical Anatomy and Physiology.
- Centre Superintendent in conducting the written examination for the post of Public Health Nurse.....etc. at NEIGRIHMS.
- Members of the various committees of the Institute (MBBS and Postgraduate counselling committee, Board of studies of professional courses, Library committee, Animal ethics committee, screening committee etc).
- External examiner for MBBS, MD & B.SC Nursing Examination in subject Anatomy in various Medical colleges in India.

- Appointed as a paper setter and external examiner for MBBS, MD & B.SC Nursing Examination in subject Anatomy.
- Appointed as a Chairman cum Internal Examiner in 1st Professional MBBS Examination (both regular & supplementary), held in NEIGRIHMS.
- Appointed as a member of “Curriculum Committee for MBBS course” on June, 2015.
- Completed the course of Basic Life Support, held at NEIGRIHMS, on 4th June, 2015.
- Participated in the Workshop on Medicolegal Procedure held on 12th June, 2015 at NEIGRIHMS.
- Appointed as a member of Preliminary screening committee for screening of the “application of faculty posts” on July, 2015
- Appointed as Chairperson of various Technical Evaluation Committee of the Department of Anatomy, Ophthalmology, ENT, Forensic Medicine & Hospital Furniture.
- Participated as a chairperson of Library committee of NEIAH on 3rd September, 2015.
- Appointed as a member of MBBS/MD/MS/DM counselling committee for the session 2015-16.
- Appointed as a member of Hospital Infection Control Committee on 12th September, 2015.
- Participated as a chairperson in the National Conference of Nursing College on the theme “Today’s Learner’s and Tomorrows Leaders- Transforming Nursing Education”, held in NEIGRIHMS on 29th September, 2015.
- Organizing Chairperson of CME cum Workshop on ‘Emerging Role of Virtual Dissection Technology in Integrated Medical Teaching’, presented by Dr. Ahmed Saad Mohsen, International Guest Faculty from Dept. of Anatomy, College of Medicine, University of Baghdad, Baghdad, Iraq, on the 27th November, 2015, NEIGRIHMS.
- Organizing Joint Secretary & Workshop Coordinator for ‘Cadaveric Workshop on Interventional Pain Management’ organized by Dept. of Anaesthesiology & Daradia Pain Clinic, Kolkata, with Dept. of Anatomy, NEIGRIHMS, Shillong held on 26th & 27th March, 2016.

Amitav Sarma

- Attended the Workshop on Research Methodology conducted by National Institute of Epidemiology, ICMR, Chennai at NEIGRIHMS from 21st -24th September, 2015.
- Participate in the “National Workshop on Skill Building for Systematic Reviews for North East Region” conducted by ICMR- PGIMER group, held at Guwahati, Assam from 16th - 18th September, 2015.
- As principal investigator a Research project cleared by IEC of NEIGRIHMS titled as Chromosomal abnormalities and congenital heart diseases in Northeast India: A Descriptive study.
- Participate in the “National Workshop on Skill Building for Systematic Reviews for North East Region” conducted by ICMR – PGIMER group, held at Guwahati, Assam in 16th – 18th September, 2015.
- Attend the Workshop on Research Methodology conducted by National Institute of Epidemiology, ICMR, Chennai at NEIGRIHMS from 21st – 24th September 2015.
- Participated in 2nd North East zonal Conference of IAPSM on “Biostatistics” held on 15th October, 2015 at NEIGRIHMS.

- Presented oral paper on “**Evolving a new technique for cleaning embalmed cadaver bones**” at 6th Convocation. Annual Dav. Research Presentation Programme of NEIGRIHMS, Shillong on 4th March, 2016 & Won a special award for the same.
- Appointed as Question paper Moderator for 1st Prof. MBBS Examination in NEIGRIHMS.
- Appointed as Internal examiner for 1st Prof. MBBS Examination in NEIGRIHMS.
- Appointed as External examiner for 1st year examination in College of Physiotherapy at Guwahati under Guwahati University.

Dr. Sarah Ralte

1. Member of “**American Association of Anatomist (AAA) Curricular Task Force Embryology Committee**” comprising of a total of 10 members. As a Task Force Committee member, I contributed to the developmental syllabi on “Early Embryogenesis and Gastrulation”; “Placenta and Fetal Membranes” and “Head and Neck (Pharynx)”. The goal is ‘To create a set of embryological essential concepts and clinical correlations to be shared with other Anatomists’. The Embryology team report was presented for discussion in the Annual AAA Meeting held in San Diego early this year.
2. Conferred the ribbon title of “**Silver Contributor**” from the American Association of Anatomists” against my Profile on the AAA official website as of date.
3. Member of international Scientific Committee for ‘**International Microscopy Image Contest (IMIC 2015)**’, organized by the Dept. of Mining and Metallurgical Engineering, Amirkabir University of Technology, Tehran, Iran, held on 6th & 7th May, 2015.
4. Invited Member to the prestigious ‘Asian Council of Science Editors’, Dubai.
5. Member of editorial board for six American indexed peer reviewed journals.
 - a. “**International Journal of General Medicine Research and Public Health**” published by Institute of Research Engineers and Doctors (IREDD), based in Santa Barbara, California, USA.
 - b. “**International Journal of Infections and Drug Resistance**” published by Institute of Research Engineers and Doctors (IREDD).
 - c. “**Microscopy Research**” journal published by Scientific Research Publishing, based in Delaware, USA.
 - d. “**Forensic Medicine and Anatomy Research**” journal published by Scientific Research Publishing, based in Delaware, USA.
 - e. Appointed as member of editorial board for two American journals, published by Austin Publishing Group, New Jersey:
 - i. ‘Austin Journal of Anatomy’
 - ii. ‘Austin Journal of Forensic Sciences and Criminology’
6. Editor of two Indian scientific journals, published by RFPPL, Delhi:
 - a) Executive Editor member of ‘**Indian Journal of Anatomy**’.
 - b) National Editorial Board member of ‘**Indian Journal of Genetics and Molecular Research**’.
7. Reviewer for OMICS Journal: ‘**Anatomy and Physiology: Current Research**’ and ‘**National Journal of Clinical Anatomy**’.
8. Selected for inclusion in the “**32nd & 33rd Edition of Marquis who’s who in the World – 2015 & 2016**” respectively and in ‘**Marquis who’s who in Science and Engineering**

2016-17' published by American publisher, Marquis Who's Who, News Communications Inc.

9. Selected Biographee in the '2000 Outstanding Intellectuals of the 21st Century- 9th Edition' and in the 'Top 100 Professionals-2015' published by International Biographical Centre, Cambridge, England, Great Britain.
10. Member of "Anti-Ragging Committee"
11. Member of "Technical Evaluation committee" for purchase of equipments for the Department of Anatomy.
12. Organizing Secretary of CME cum Workshop on 'Emerging Role of Virtual Dissection Technology in Integrated Medical Teaching', presented by Dr. Ahmed Saad Mohsen, International Guest Faculty from Dept. of Anatomy, College of Medicine, University of Baghdad, Baghdad, Iraq, on the 27th November, 2015, NEIGRIHMS
13. Member of Organizing Committee of CME cum Workshop on 'Endovascular Neuroradiology' organized by Department of Radiology, on the 20th December, 2015, NEIGRIHMS.
14. Scientific Committee Member of Workshop for 'Cadaveric Workshop on Interventional Pain Management' organized by Dept. of Anaesthesiology & Daradia Pain Clinic, Kolkata, with Dept. of Anatomy, NEIGRIHMS, Shillong held on 26th & 27th March, 2016.

Dr. Bishwajeet Saikia

1. Participated in the "National Workshop on Skill Building for Systematic Reviews for North East Region" conducted by ICMR- PGIMER group, held at Guwahati, Assam in 16-18th September, 2015.
2. Participated in CME and workshop on Transplant Immunology, organized by the DBT Healthcare Laboratory for HLA Tissue Typing and Transplant Immunology, Department of Anatomy, Gauhati Medical College, Guwahati.
3. As principal investigator a Research project cleared by IEC of NEIGRIHMS titled as Quantative assessment of Blood-Flow Volume in Internal Carotid and Vertebral Arteries: Comparison of trans-cranial Doppler with Phase Contrast MR Imaging.
4. As co- investigator a Research project cleared by IEC of NEIGRIHMS titled as Chromosomal abnormalities and congenital heart diseases in Northeast India: A Descriptive study.
5. Involved in taking theory classes on Neuro-anatomy and Head & Neck anatomy for the post-graduate students in Department of Radiology, NEIGRIHMS.

DEPARTMENT OF BIOCHEMISTRY

FACULTY:

Post	Sanctioned	Current status	Name
Professor & Head	1	-	Vacant
Associate Professor	1	1	Dr. Alice Abraham Ruram
Assistant Professor	2	2	Dr Chandan Kumar Nath Dr Happy Chutia

Senior Resident : 4

Highlights

At present on an average more than 300 patients samples are processed in the biochemistry laboratory per day for various clinical investigations. Around 2500-3000 numbers of various biochemical investigations are performed per day. The Clinical Biochemistry Laboratory operates 24hrs/day providing uninterrupted and unremitting emergency service to the patients visiting NEIGRIHMS. The Department has conducted the continuing medical laboratory technology education on automation in laboratories from 24th -25th July 2015 in collaboration with Department of Pathology .The Department also participates in providing services to different communities through health camps.

Education

The faculty and the resident doctors of the Department of Biochemistry have been actively involved in conducting both theory and practical classes to the MBBS students and for *B.Sc. Nursing* students. We provide regular training to the phlebotomists ,Technicians , postgraduate students from other department within or outside the institute. Regular journal clubs, Seminars are also held in the department .We also participate in clinical grand round presentations and paper presentations in Annual day of NEIGRIHMS.

CMEs /Workshop/Symposia/National and international conferences

The Department has conducted the continuing medical laboratory technology education and workshop on automation in laboratories from 24th -25th July 2015 in NEIGRIHMS, Shillong
Lectures delivered at CMEs, National and International conferences

Name of faculty member

Sl/no	Title of talk	Name of CME	Date	Venue	City
1	Pre-analytical variables effecting laboratory performance	Automation in laboratories	24 th -25 th july,2015	NEIGRIHMS	Shillong
2	Laboratory quality control in clinical biochemistry laboratory	-do-	-do-	-do-	-do-
3	Screening of diabetes Mellitus	-do-	-do-	-do-	-do-

List of oral papers/posters presented

Sl.No	Authors	Title of presentation	Name of conferences	Date	Venue	City
1	Dr Chandan Kr Nath	Association of hypothyroidism in the pathogenesis of polycystic ovarian syndrome (PCOS).	ACBICON 2015	25.11.15-28.11.15	PGIMER	Chandigarh
2	Dr Chandan Kr Nath	Sample size calculation Workshop		16.11.15-20.11.15	IIPH,	New Delhi

Research :Funded projects ,Ongoing

S.No	Title of Project	Name of the principal investigator	Funded by	Duration	Start year-end year	Total funds
1	Study of glucose 6 phosphate Dehydrogenase deficiency & G6PD gene polymorphism with reference to G6PD B & G6PD (A+/A_) genotype in patient treated for malaria in NEIGRIHMS	Dr Chandan Kr Nath	DBT	3yrs	April 2013 – March 16	20,000,00/- Approx.
2	Early detection of kidney injury due to broad spectrum antibiotics use in critically ill patients with reference to cystatin C & neutrophil gelatinase associated lipocalin funded by DBT	Dr Chandan Kr Nath	DBT	3yrs	April 2013- March 16	20,000,00/- Approx

Completed

S.No	Title of Project	Name of the principal investigator	Funded by	Duration	Start year-end year	Total funds
1	Study of iodine deficiency disorders and abnormal thyroid function test in pregnant women and their neonates in NEIGRIHMS	Dr Alice A. Ruram	ICMR	3 yrs	July 2012- July 2015	4,00,000/-

Departmental projects (Including thesis /Dissertations):Ongoing

S.No	Title of project
1	<ul style="list-style-type: none"> Prevalence of Vitamin D Deficiency and Insufficiency among the health care Professionals working in NEIGRIHMS, Shillong
2	<ul style="list-style-type: none"> Study of serum Vitamin D status in pregnant women and its association with maternal complication-A hospital based study
3	<ul style="list-style-type: none"> CA-125 in the diagnosis of operationally defined pulmonary tuberculosis
4	<ul style="list-style-type: none"> A study on vitamin D status in relation to type 2 diabetes mellitus
5	<ul style="list-style-type: none"> Role of selective biological marker in coronary and peripheral atherosclerotic patients attending a tertiary care institute
6.	<ul style="list-style-type: none"> . An evaluation of specificity Prostate density measurement over % free PSA measurement in patients of BPH suspected for carcinoma
7.	<ul style="list-style-type: none"> Study of prevalence, demographic profile and risk factors for osteoporosis in a tertiary care centre in north-eastern India- A NEIGRIHMS hospital based prospective study

Completed

S.No	Title of project
1.	Study of Thyroid profile status of MDR TB patients under DOTS Plus treatment in East Khasi Hills district of Meghalaya –Published in Indian journal of tuberculosis

Collaborative projects :Ongoing

S.No	Title of project
1	Insulin : glucagons ratio in obesity and its effect on serum glucose level
2.	Fetomaternal outcome in patients with hypothyroidism in pregnancy

Completed

S.No	Title of project
1	Childhood obesity in India : A multicentric study on measurements and determinants funded by ICMR
2	Inflammatory markers as predictors of outcome in peripartum cardiomyopathy
3	The impact of low level HDL on clinical outcomes in acute coronary syndrome patients undergoing percutaneous coronary intervention
4	To study thyroid profile in patirnts of ACS
5	Association between micro-albuminuria and severity of CAD in non diabetics

Patient care

Infrastructure

Department of Biochemistry is well equipped with most of the high-quality Clinical Biochemistry

Laboratory equipments:

- Fully Automated Clinical chemistry analyzer (Beckman Coulter, AU2700 plus)-1
- Fully Automated Clinical chemistry analyzer (Beckman Coulter, AU480)-1
- Fully Automated Dry chemistry Clinical analyzer (Johnson’s and Johnson’s, vitros 4600)
- Fully Automated Clinical chemistry analyzers (Transasia Erba XL-600 and Erba 300)-1 each
- Fully automated Chemiluminescence system (Beckman Coulter, Access 2)– 1
- Fully automated Chemiluminescence system (Beckman Coulter, DXI 800) - 1
- Fully automated Nephelometer system (Beckman Coulter, Immage)- 1

- Fully automated ELISA processor system (Transasia, Mago-4)- 1
 - Semiautomatic clinical chemistry analyzers (Make- Erba, Model no- Chem 5X) -2
 - Electrolyte analyzers from Eschweiler combiline -4
 - Electrolyte analyzer (Erba Easylyte)-1
 - Automated Electrolyte analyzers with sample tray (Caretium, BR Medical) -2
 - Automated HbA1C analyzer (Biorad, Model No D 10)-1
 - Clinical centrifuge-5
 - Refrigerated centrifuge- 2
 - Water purification system (Milipore Elix 3 and Mili Q)-1
 - Water purification system (Milipore Elix-70)-1
 - Water purification system (Thermofisher Maxi Tower plus)-1
 - Fully automated electrophoresis system from Helena Bioscience with SAS-1 and SAS-2-1
- Basic Research Equipments available in the Department
- High speed refrigerated centrifuge (Eppendorf & Thermofisher Scientific)-3
 - UV Spectrophotometer-1(MRC lab)
 - Electrophoresis system with power pack-1 (Genetix)
 - Gradient Thermal Cycler (Eppendorf)-1
 - Laminar air flow (Nuair)-1
 - Deep Freezer (-20 and -80) from Dometic -1 each
 - ELISA reader and washer (Biorad) -1
 - Lyophilizer (Delvac Pumps)-1
 - BOD Incubator(Acma)-1
 - HPLC system (Thermofischer scientific)-1
 - Real Time PCR (Rotor Gene) from Qiagen

Services

Apart from routine tests, hormone assays, viz., thyroid, fertility, renal, tumor markers ,serum protein electrophoresis are done . In the year 2015 we started analysis of 25(OH) vitamin D, Antimullerian Hormone and D Dimer. Furthermore the Biochemistry Laboratory is also routinely conducting biochemical analysis of Urine and various other fluids such as cerebrospinal fluid, peritoneal fluid, pleural fluid etc.

The Clinical Biochemistry Laboratory is also actively involved in stringent Quality Control Programs. Third party **Biorad and Randox Internal Quality Control as per the guidelines of ICMR and Quality Council of India** are done on a regular basis to verify and validate the reports generated in the Clinical Biochemistry Laboratory. Moreover the Department is also participating in an **External Quality Control program in association with EQAS of Association of Clinical Biochemists of India (ACBI)** conducted by Christian Medical College, Vellore.

Clinical Diagnostic Laboratory Services

Year	Total number of patient samples analyzed	Total number of tests done
Jan2013-December 2013	88,621	6,39,769
Jan 2014- December 2014	99,517	6,53,144
Jan 2015-December 2015	1,26,206	8,13,386

Awards , Honors and significant events

Life member of Association of Medical Biochemists of India and Life Member of Association of Clinical Biochemists of India

DEPARTMENT OF CARDIOLOGY

FACULTY:

Post	Sanctioned	Current status	Name
Professor & Head	1	1	Dr Animesh Mishra
Associate Professor	1	1	Dr Manish Kapoor
Assistant Professor	2	2	Dr Amit Malviya Dr.Swapan Saha

Senior Resident Doctor (DM/Non DM) : 7

*On the Academic side, 3 (three) international publications has been accepted & published by BMJ Heart Asia , International Journal of Clinical & Medical Imaging 2015, The Egypt Heart J , Oxford Medical Case Reports, American Journal of Medical Case Reports, 2015, Vol. 3 No. 2, 49-52. Int J Res Med Sci. 2015;3 (12):3644-3650. 7 (seven) SRDs (6 DM and 1 Non DM) are regularly working in the department of Cardiology and submitted the Log Book of all the Academic and Scientific activity on a monthly basis. **Work LOG Book** of all the units' year wise are maintained. Daily morning round with bed side teaching for Nurses/SRDs is a regular feature of our Department. Department has been conducting **Seminars, Presentation, Journals Review, Workshops, etc** as a part of routine academic activity. One of the significant additions in our routine academic activity is the **interdepartmental Cath & Cardiovascular Meet** which is continuing till date (This interdepartmental meet is attended by esteemed Director, NEIGRIHMS, department of Cardiology, department of CTVS, department of Anesthesia respectively) and the **Journal Club**. This activity has boosted the academic temper of the department.*

*Department of Cardiology is the first department at NEIGRIHMS which has started the Post Doctoral Course (i.e., DM Cardiology) in the academic year 2012-13 with intake of 2 (two) students each year) and thus spearheading the inter alia objectives of the institute. The first batch of DM Cardiology students have completed their course successfully and the DM Cardiology Course has been also duly recognized by the Medical Council of India (MCI) for a period of 5 (five) years from the date of letter of permission (LOP). Another general addition in the academic activity of the institute is the **Clinical Grand Round (CGR) & Mortality Meeting** of the institute where department of Cardiology has presented the Cases and actively participated in all the sessions of this auspicious gathering of the institute where Director, NEIGRIHMS, Faculty, SRDs/ JRDs, Nursing Teachers and Staffs, Technical Staffs and UG and PG Students assembled on every Saturday Morning.*

The "Thesis protocols" of the 2nd and final year DM Candidates has been duly approved by the Institute Ethical Committee

Involvement in organizing CME/ Conferences/Seminars/Symposia/ Training Course/ Workshop during 1st of April, 2015 – 31st March, 2016 by the Department of Cardiology, NEIGRIHMS

Sl No	Name of the Activity	International /national/ Regional/ Departmental	Dates Conducted From To
1	<i>Electrophysiology Study – Dr Nitish Naik, Addl Professor, AIIMS New Delhi</i>	<i>Workshop</i>	<i>18th July, 2015</i>
2	<i>FFR & IVUS - Dr Nitish Naik, Addl Professor, AIIMS New Delhi</i>	<i>Workshop</i>	<i>20th July, 2015</i>
3	<i>Seminar on “Congenital Heart Surgery” on 1st October,2015 at Department of Cardiology Seminar Room. Guest Speaker : - Dr K S Iyer Executive Director, Department of Pediatric and Congenital Heart Surgery, Fortis Escorts Hospital, New Delhi.</i>	<i>Seminar</i>	<i>1st October,2015</i>
4	<i>MCI Inspection for Recognition of DM Cardiology</i>	<i>atMCI Inspection</i>	<i>22nd July,2015</i>

PATIENT CARE:

The department of Cardiology runs OPD services in all week days i.e from Monday to Saturday. The services provided are Out patient, In-patient (of 24 X 7 services) including ICCU & Ward.

At present 9 (nine) functional units in the Cardiology Department have been established and developed. The department has also started this year the Electrophysiology lab i.e., on 18th July,2015 followed by IVUS & FFR on 20th July,2015 besides the prevailing Non Invasive and Invasive Laboratories ;-

Non Invasive Labs :-

- 1. TMT Lab, 2. Pacemaker Programming & Holter Lab (started on March, 2009), 3. Echocardiography Lab (January,2005), & 4. ECG Lab (started on September,2004)*

Invasive Lab :-

- 1. Central Cath Laboratory (Regular Cath Lab with Day Care Area of 6 Bedded)*
- 2. Mobile Cath Lab Unit (started on 22nd April, 2008)*

CARDIOLOGY DEPARTMENT, NEIGRIHMS

OUT PATIENT STATISTICS

New Male	New Female	Old Male	Old Female	Referral Male	Referral Female
3515	2578	7972	6341	649	518

BRIEF STATISTICS NON INVASIVE LABORATORIES

Holter	TMT	Echocardiography	ECG
1217	1969	14125	16859

DETAILS ADMISSION STATISTICS

CORONARY CARE UNIT (CCU) – 11 BEDDED

Coronary Care Unit (CCU)	Total
No of pt in a month	3476
No of Beds in a month	4026
Bed Occupancy	86.33%

CARDIOLOGY WARD – 33 BEDDED

CARDIOLOGY WARD	Total
No of pt in a month	10152
No of Beds in a month	11346
Bed Occupancy	89.47%

Details catheterization/invasive lab procedures

Sl.No.	Name of the procedure done	Total
1	CAG/ Check Angio	1156
2	Renal Angiogram	52
3	Aortogram/ Peripheral Angio	22
4	Cath Study	31
5	LV Angio	5

Therapeutic procedures

Sl.No.	Name of the procedure done	Total
1	Angioplasty/PTCA	333
2	BMV	28
3	ASD Closure	17
4	TPI	96
5	PPI	67
6	Renal Angioplasty	1
7	CRT	7
8	PDA Closure	14
9	POBA	15
10	PVBD	3
11	PTRA	8
12	AICD	2

In the field of preventive and promotive cardiology, the department of Cardiology has spearhead in the North Eastern Region by deliberations through **Prasar Bharati Shillong Doordarshan, All India Radio (AIR), National Informatics Centre (NIC) Ministry of Communications and Information Technology, Govt of India**, Workshops, lectures in Government & Private Colleges and University, Para-Military Forces, etc since 2007. Department of Cardiology is catering patients from all North East, Eastern India and neighboring countries like Bangladesh, Nepal, Burma etc.

Department of Cardiology is also participating routinely in various health activities of the region through **Radio/Television talks, Health camps, CMEs** and awareness talks through various Government and public forums.

DEPARTMENT OF COMMUNITY MEDICINE

FACULTY

Post	Sanctioned	Current status	Name
Professor & Head	1	1	Prof. G.K.Medhi
Associate Professor	1	1	Dr. Star Pala
Assistant Professor	1	1	Dr. Himashree Bhattacharyya

SENIOR RESIDENTS	- 3
LADY MEDICAL OFFICERS	- 2
PUBLIC HEALTH NURSES	- 2
STATISTICAL ASSISTANT	- 1
HEALTH INSPECTOR	- 1
SENIOR STENOGRAPHER	- 1

HIGHLIGHTS:

The 2nd North East Zonal Conference of IAPSM was conducted from the 15th to 17th October, 2015 by the Department of Community Medicine with technical and financial support from UNICEF at North Eastern Indira Gandhi Regional Institute of Health and Medical Sciences (NEIGRIHMS), Shillong, Meghalaya. The theme of The Conference was “Addressing the Public Health Challenges in North East Region: Challenges and Opportunities.” A workshop on “Bio Statistics” was conducted on the 15th of October, 2015 with Dr. RM Pandey, Prof and Head, Department of Biostatistics, AIIMS and Dr.P.K. Mahapatra, Scientist F, RMRC, Dibrugarh as the key resource persons. The main conference was inaugurated by Prof. UC Sharma, Vice Chancellor, Srimanta Sankaradeva University of Health Sciences, Assam in the presence of Dr. AG Ahangar, Director NEIGRIHMS, National President of IAPSM, Prof. Mohan Doibale, Prof. FU Ahmed, Dr. Pravin KHobragade, Health Specialist, UNICEF, Dean, NEIGRIHMS, Organizing Chairman and all the distinguished guests and delegates. A Souvenir was also released to mark this occasion which had contributions and articles from all the public health specialists of the region.

EDUCATION:

1. MBBS Program

- Teaching and training of MBBS (I to VII semester & Interns).
- Problem based learning and field visits for MBBS students in the community (rural and urban areas) .Students participated in various health activities of the local health institution like health talk on various public health issues mainly in Mawpat and Pynthorbah Urban Health Centres.

2. Department Academic activities

- Weekly seminar/Journal Club in the department.
- Discussion on Research Methodology and Biostatistics once a week.

CME'S/ WORKSHOPS/SYMPOSIA/NATIONAL AND INTERNATIONAL CONFERENCES

- Successfully conducted the Workshop on Research Methodology on 15th October,2015.

- 2nd North East Zonal Conference of Indian Association of Preventive and Social Medicine (IAPSM) conducted by the department of Community Medicine in NEIGRIHMS on 16th and 17th October,2015.
- 3rd batch refresher training for doctors and nurses on Harm Reduction on IDU-TIs organized by RTTC, Dept of Community Medicine, NEIGRIHMS from 1st-3rd December, 2015.

LECTURES DELIVERED AT CME's, NATIONAL AND INTERNATIONAL CONFERENCES

Name of faculty member: Prof. G.K. Medhi

Sl No.	Title of talk	Name of Conference/CME	Date	Venue	City
1.	Burden of NCD's in North East Region	2 nd NE Zonal Conference of IAPSM	17 th October,2015	NEIGRIHMS	Shillong
2.	Critical Appraisal of Research Paper	International Workshop on Research Methodology	22 nd -23 rd Jan,2016	NEIGRIHMS	Shillong

LIST OF ORAL: PAPERS/POSTERS PRESENTED

Sl No.	Authors	Title of presentation	Date	Venue	City
1	Dr. Star Pala	Missed opportunity in the diagnosis of Pulmonary TB at a tertiary care center	4 th March	NEIGRIHMS	Shillong
2	Dr. H. Bhattacharyya	Opioid Overdose: Knowledge and Practices among health care providers in Meghalaya.	4 th March	NEIGRIHMS	Shillong
3	Dr. Amrita Sarkar	A study to find out the prevalence of Tuberculosis in Urban slums of Shillong.	4 th March	NEIGRIHMS	Shillong.

RESEARCH:Funded Project:Ongoing

Sl No.	Title of Project	Name of PI	Funding agency	Duration (year)	Start Year-End Year
1.	Improving health and nutritional status of vulnerable segment of population by implementing multi component health and nutrition education intervention as a sustainable model of intervention	Prof. G.K. Medhi	ICMR	3	2016-2019

2.	Drug, sexual network characteristics and HIV-related risk behaviors among female sex workers (FSW) in Manipur. Under ICMR	Prof. G.K. Medhi			
3.	Comparison of family member DOTS versus non family DOTS member DOTS provider among new TB cases in Shillong.	Dr. Star Pala	RNTCP, Meghalaya		
4.	Causative analysis for better dispersion of skilled health professionals in rural and remote areas of Meghalaya. with funding and support from RRC, Regional Resource Centre for NE states.	Dr. Star Pala	RRC	2 months	
5.	“Prevalence of Iodine Deficiency Disorders among school going children (6-12) years residing in East Khasi hills district of Meghalaya.	Dr. H.Bhattacharya	ICMR	2.6	2016-2018

Completed:

Sl	Title of Project
1	Implementation of GFATM HIV-IDU Grant for RTTC NEIGRIHMS from January 2012 till March 2016. (for training of Doctors and nurses working in IDU-TI of Meghalaya, Nagaland & Mizoram on harm reduction).

Departmental projects (including thesis/dissertations):Ongoing

Sl No	Title of project
1.	A study on menstrual hygiene among adolescent girls residing in East Khasi Hills district of Meghalaya.
2.	A study to find out the prevalence of Tuberculosis in Urban slums of Shillong.
3.	Prevalence of Hypertension and its risk factors in urban areas of Shillong.
4.	Assessing the reasons for low institutional deliveries among women residing in rural field practice area of NEIGRIHMS- A Qualitative study.

Completed

Sl	Title of project
1.	Opioid Overdose: Knowledge and Practices among health care providers in Meghalaya.

Collaborative Projects:Ongoing

Sl	Title of Project	Collaborating dept/institution
1.	Epidemiological & Prevalence of Hearing Impairment & Disorders in India:	ENT/ Community Medicine
2.	A study to evaluate knowledge of handling medico legal cases among interns in a teaching institution	Forensic Medicine/ Community Medicine
3.	Role of selective biological markers in Coronary and Peripheral atherosclerotic patients attending a tertiary care Institute.	Bio chemistry/ Community Medicine

PATIENT CARE:

- Health at the doorstep was also provided during the field visit by MBBS students and the staff of the department as part of their family case studies and family health advisory service. Around 400 families were visited in the year 2015 and more than 220 patients were consulted during those visits.
 - School Health Programs-11

- Health camps-7
- Mass awareness programs with health tals-6
- Special vaccination campaign-
 1. JE-4 (in collaboration with dept of Pediatrics)
 2. Pulse Polio-2

The Department observed the following important health days:

- World Health Day, 7th April 2015, with poster competition on Food Safety in NEIGRIHMS.
- Intensified Diarrhoea Control Fortnight (27th July- 8th August, 2015) through health awareness programme with Mawpat UHC.
- World Breastfeeding Week (1st to 7th August 2015) through health awareness programme with Mawpat UHC and Iapngar SC in Ri Bhoi district.
- World Diabetes Day, 14th November 2015, through health awareness and health screening with Mawpat UHC.
- World AIDS Day, 1st December 2015, through poster display and distribution of pamphlets at NEIGHRIMS OPD.
- Anti- Leprosy Day, 30th January 2016, through video show on leprosy at Smit village and health awareness programme on Leprosy at Demseiniong Urban Health Centre on 4th February 2016.

DEPARTMENT OF CARDIO THORACIC & VASCULAR SURGERY

FACULTY

Post	Sanctioned	Current status	Name
Professor & HOD	1	1	Dr. Manuj Saikia
Associate Professor	1	-	-
Assistant Professor	2	1	Dr. Jyoti Prasad Kalita

Professor A.G Ahangar : Director NEIGRIHMS.
Technical staff: One Senior Perfusionist.

INTRODUCTION:

The department performs all forms of major open heart surgeries such as Adult cardiac surgery, Beating Heart CABG, Valvular Heart Surgeries, congenital Heart Surgeries and Vascular surgery like Aortic aneurysm, Peripheral vascular surgeries best in emergency / trauma.

Apart from these all thoracic and Lung surgeries are also performed in the Department.

Minimally Invasive cardiac surgery has been started from this year and indicated cases are being performed under MICS on regular basis.

PERFORMANCE OF THE DEPARTMENT FOR THE PERIOD FROM 1ST APRIL 2015 TO 31ST MARCH 2016 CAN BE SHOWN IN THE FOLLOWING STATISTICS:

STATISTICS FOR PATIENT CARE ACTIVITIES: **NUMBER OF OUT PATIENTS ATTENDING IN OPD**

New	Follow up	Total
1049	1381	2430

NUMBER OF IN-DOOR PATIENTS (WARD)

Male	Female	Total
411	241	652

INTENSIVE CARE UNIT (ICU) ADMISSION

<u>SL. NO</u>	<u>Number of beds</u>	<u>Admission</u>
1.	10	278

NUMBER OF OPERATIONS PERFORMED:

SL.No.	Operation performed	Total No.
1.	CABG	26
2.	DVR	13
3.	MVR	37
4.	AVR	13
5.	Bentall Procedure	2
6.	TOF	10
7.	BT Shunt	5
8.	ASD closure	23
9.	VSD closure	16
10.	Excision of Myxoma	2
11.	R V Repair	1
12.	Lobectomy	20
13.	Thoracotomy	8
14.	Pericardiectomy	6
15.	Pericardiostomy	10
16.	Embolectomy	2
17.	Thymectomy	3
18.	Pulmonary Valvotomy	2
19.	Pulmonary Embolectomy	1
20.	Bullectomy	1
21.	Bronchial Artery Repair	4
22.	Foreign body repair	1
23.	Aneurysm Repair	1
24.	Intra Renal Aortic Aneurysm	2
25.	U. Artery Ligation	1
26.	RA Mass	1
27.	Decortication	3
28.	Ex. Popliteal	1
29.	Ex. Lung Mass	1
30.	Ex. Chest wall granuloma	1
31.	Re- exploration	1
32.	Ewing Sarcoma Excision	1
33.	PDA Ligation	1
34.	ASD with MV repair	1
35.	Lt. Teratoma	1
TOTAL		222

NATIONAL CONFERENCE, CME AND WORKSHOP ORGANISED;

The department of CTVS, NEIGRIHMS Shillong was organized for the first time the 3rd Annual Conference of ACVTSA 2015, National live workshop on “Minimally Invasive Cardiac Surgery (MICS), Joint CME on Adult & Congenital Cardiac Surgery” on 2nd & 3rd October 2015.

Dr. Manuj Kr. Saikia, Professor & HOD

ORGANIZER & CHAIRPERSON IN SCIENTIFIC CONFERENCE:

1. Organizing Secretary “3rd Annual Conference of ACVTSA 2015”, 2nd & 3rd October 2015.
2. Chairperson, “62nd Annual National Conference (IACS)”, Lucknow, on 18th – 21st February 2016.
3. Organizing Chairman, “6th Convocation, Annual Day NEIGRIHMS”

ii. CONFERENCE /WORKSHOP/TRAINING ATTENDED:

1. “Workshop on Bentall Operation”, AIIMS New Delhi. 21st – 23rd August 2015.
2. 3rd National Conference of the Forum for Ethics Review Committees in India ”SGPGIMS, Lucknow, U.P, on 11th 12th December 2015
3. “Workshop on Aortic Dissection”, AIIMS, New Delhi on 11th – 13rd March 2016.

iii. Chapter in Books:

1. Essential of Surgery –II edition
2. A text Book for Students & Surgeons
3. Chapter: Lung, Pleura & Pericardium

iv. Delivered a Talk :

Panel Discussions: “Public investments in healthcare facilities in North East India”

on “2nd Annual North East Health care Summit”, Guwahati, on 3rd September 2015

v. INSTITUTIONAL RESPONSIBILITY:

- Medical Superintendent I/C whenever Medical Superintendent is on leave.
- Deputy Medical Superintendent Surgical Division
- Sub-Dean (Surgical Superspeciality department)
- Chairman – Antibiotic Policy of NEIGRIHMS.
- Associate Editor – NEIGRIHMS Journals of Health & Medical Sciences.
- Member – Technical Committee
- Member – Scientific Research Proposal
- Member - Institute Ethical committee (IEC) (Internal)
- Member - Hospital Council, NEIGRIHMS.
- Member - Board of studies for professional course, NEIGRIHMS.
- Member – UTP Committee.
- Member - Public Grievance Committee
- Member – Hospital Infection Control Committee

i. Dr Jyoti Prasad Kalita, Assistant Professor

CONFERENCE /WORKSHOP/TRAINING ATTENDED:

1. Conference on “62nd Annual National Conference (IACS)”, Lucknow, on 18th – 21st February 2016.

ii. Training and presentations:

1. **Minimally Invasive Beating Heart Mitral Valve Replacement using Conventional Instruments: An Experience from a Remote Government Institute of India has been accepted for poster presentation (Accepted - Corresponding author).**

World Society of Cardio Thoracic Surgeons (WSCTS), 2015, 25th Annual Meeting and Exhibition,

19th -22th September 2015, Edinberg, Scotland

Presenting Author: Prof A G Ahangar

2. **A case of Primary Cardiac Lymphoma – A rare entity**
EHA-ISHBT Hematology Tutorial on Myeloid Malignancies & Multiple Myeloma, Mumbai, India, January 29-31, 2016
Presenting Author: Dr Nabin Hage
Co-author: Dr Jyoti Prasad Kalita
3. **Small Aortic Root – Minimize patient Prosthetic Mismatch by Fusion of Classical Technique: a NEIGRIHMS Innovation**
6th Convocation, NEIGRIHMS Annual Day, 4th and 5th March, 2016
Presenting Author: Dr Jyoti Prasad Kalita
4. **Off Pump Surgical Correction of Aortic Origin of Right Pulmonary Artery of a Three Months Old Infant - A rare case report**

Presenting Author: Dr Jyoti Prasad Kalita

6th Convocation, NEIGRIHMS Annual Day, 4th and 5th March, 2016

5. **Basic Course on Medical Education Technologies for Resident Doctors,** NEIGRIHMS, 22nd – 23rd July, 2015
As Faculty Resource: Dr Jyoti Prasad Kalita
6. **International Workshop on Research Methodology,** January 22-23, 2016, NEIGRIHMS (Attended)
7. **Basic Course Workshop in Medical Education Technologies** under MCI regional Centre for Medical Education Technologies King George's Medical University, U P, Lucknow. 26-28 March, 2015.

Books Edited

8. Editor of Souvenir of 3rd Annual Conference of Assam Cardio Vascular and Thoracic Surgeon Association Conference (ACVTSA CON), 2015

All India Radio Programme

9. On 30-07-15 on Awareness on Early Treatment of Congenital Heart Disease for 55 minutes Live Radio Programme
Participated as an Expert: Dr Jyoti Prasad Kalita

iii. Publications: (Departmental)

1. Manuj Kumar Saikia¹, Jyoti Prasad Kalita^{2*}, Manish Kapoor³, Pranjal Phukon,⁴ Amit Malviya⁵ and Aswin Padmanabhan⁶. Surgical Resection of Giant Lipoma of Interventricular Septum Presenting as RVOTO: A Case Report .Journal of Cardiovascular Disease Research Vol 6 • Issue 3 • Jul-Sep 2015

2. Manuj Kr. Saikai¹, Jyoti Prasad Kalita^{2*}, Pranjal Phukan³, Md. Yunus⁴, Aswin Padmanabhan⁵. Multilocular Thymic Cyst From Ectopic Superior Mediastinal Thymic Tissues: A Rare Case Report. Journal of Evidence Based Medicine and Healthcare. 2015 Month: July Volume: 2 Issue: 27 Page: 4056-406
3. L. Purnima Devi¹ & Ritesh Kumar¹ & Jyoti Prasad Kalita² & Yookarin Khonglah³ & Akash Handique⁴. Locally Advanced Askin's Tumour in a Child—a Rare Case Report and Review of the Literature. Indian J Surg Oncol DOI 10.1007/s13193-015-0422-z

Reviewer

4. Journal: Journal of Clinical and Diagnostic Research
Index: Pubmed

Corporate Activities

1. Conducted of 3rd Annual Conference of Assam Cardio Vascular and Thoracic Surgeon Association Conference (ACVTSA CON), 2015 in NEIGRIHMS as Joint Organizing Secretary and National Conference on Minimal invasive Cardiac Surgery under the same umbrella.
2. Conducted of 3rd Annual Conference of Assam Cardio Vascular and Thoracic Surgeon Association Conference (ACVTSA CON), 2015 in NEIGRIHMS as an leading member of Scientific committee
3. Conducted Endovascular Neuroradiology – workshop and CME in the department of Radiology and Imaging, NEIGRIHMS, 20th December, 2015
4. Co-ordinator of Medical Education Unit in conducting Basic Course on Medical Education Technologies for Resident Doctors, NEIGRIHMS, 22nd – 23rd July, 2015
5. Expert member of Selection committee for Junior Perfusionist, NEIGRIHMS, 2015.
6. Expert member of of technical evaluation meeting of Microprocessor controlled suction system of OPCAB, beating heart surgery, Temperature control machine.
7. Protocol and Hospitality committee member of 6th Convocation, NEIGRIHMS Annual Day, 4th and 5th March, 2016
8. MBBS professional examination invigilator
9. Look after the Department of CTVS in absence of Head of the Department.
10. Active participation in decisions and policy making of the Department of CTVS
11. Look after the Department of Urology in absence of faculty of the department.
12. Look after the Department of Neurosurgery in absence of faculty of the department.

REGULAR ACADEMIC ACTIVITIES:

- Teaching of DM Cardiology trainee.
- Teaching of post graduate general surgery trainee.
- MBBS Theory Classes
- Nursing Classes
- Departmental Clinics
- Combine CTVS and Cardiology case Presentation & Angio Meet.

DEPARTMENT OF DENTISTRY

FACULTY

Post	Sanctioned	Current status	Name
Professor	1	-	Vacant
Assistant Professor	1	1	Dr.Lomtu Ronrang
Dental Officer	2	1	Dr.Nathanial Kharumnuid



PROCEDURE ROOM DEPARTMENT OF DENTISTRY NEIGRIHMS.

Highlights:

The changes as compared to the last year, there is increase in the numbers of OPD patient flow in our department as per our statistics. In the same way we have to stretch our work load capacity despite of being two (2) No of manpower in our deptt, maintaining the same momentum as usual as before without deteriorating the quality in terms of patient care. One free dental check up camp at SMIT along with the other department of NEIGRIHMS from 28.01.2016 to 30.01.2016. We have also started giving oral hygiene instruction and education to each and every patient those who attend our Dental OPD at NEIGRIHMS part from dental procedure. Oral hygiene procedure is mainly instructed to school going children's and to those who are habit of chewing tobacco, betel nut chewers and smokers.



Free Dental check up at SMIT on 28th to 30th January 2016.



Education:

We are actively participating in teaching undergraduates MBBS student both Clinical and theory classes related to dental subject and the topic which are relevant to them.

Patient Care:

Daily OPD with two dental chairs with one (1) RVG for Dental IOPA X-ray.

DEPARTMENT OF DERMATOLOGY & STD

FACULTY

Post	Sanctioned	Current status	Name
Professor	1	-	Vacant
Associate Professor	1	1	Dr. Shikha
Assistant Professor	2	1	Dr. Binod Kumar Thakur

Senior Resident Doctor: One :

Senior Resident Doctor: Two:

Out Patient Department:

Highlights: Routine OPD is run from Monday to Friday daily from 9:00 am to 4:00 pm and on Saturday from 9:00 am to 1:00 pm excepting holidays. Around 120-150 patients are being treated daily.

We have separate dermatology ward where patient of serious dermatological disorders like Pemphigus Vulgaris. Toxic epidermal Necrolysis, severe drug reactions etc are admitted

Total number of patients seen in the OPD from April 2015 to March 2016

STATISTICS FOR THE YEAR APRIL 2015 TO MARCH 2016

New Cases	Old Cases	Referral Cases	TOTAL
10333	10308	2142	22783

SPECIAL SERVICES:

- **LASER Unit**, equipped with Q switched Nd YAG LASER, Long pulsed Nd YAG LASER, Fractional CO2 LASER and Pulse Dye LASERS
- **Cryotherapy unit**
- **Dermatosurgery Unit**,
- **Phototherapy Unit**,

SPECIAL OPD CLINICS: The Department is running 3 special OPD clinics

1. **STI (Sexually Transmitted Infections) Clinic:** Everyday
2. **Psoriasis & Vitiligo clinic:** Tuesday/Thursday/Saturday
3. **Hair Clinic:** Every Friday

LASER unit:

New service started on March, 2015

Our LASER unit is equipped with Q switched Nd YAG LASER, Long pulsed Nd YAG LASER, Fractional CO2 LASER and Pulsed Dye LASERS. Our centre is the only centre with pulsed dye LASER in the whole Eastern India. (Laser have been installed in the Month of March 2015)

Statistics: April 2015 to March 2016

Q Switched Nd YAG Laser	P.D.L	Fractional CO2 Laser
865	179	60

PHOTOTHERAPY UNIT:

- We have well equipped phototherapy unit with:
- NBUVB whole body chamber,
- NBUVB Multiutility Phototherapy unit and
- NBUVB Comb.
- Patients with various types of skin disorders esp vitiligo, psoriasis, atopic dermatitis etc benefit from phototherapy unit

STATISTICS FOR PHOTOTHERAPY UNIT: April 2015 to March 2016

No of Patients receiving phototherapy : 2733

DERMATOSURGERY UNIT :

We have state of the art Dermatosurgery unit with the latest equipments for various types of dermatosurgeries especially vitiligo surgeries like punch grafting, suction blister grafting, split skin grafting, melanocyte suspension transfer etc. Moh's Micrographic surgery for skin cancer has also been done with flap reconstruction.

**STATISTICS OF VARIOUS PROCEDURES DONE IN DERMATOSURGERY UNIT:
APRIL 2015 to MARCH 2016**

Procedures done	Total
Skin Biopsy- Excisional	40
Skin Biopsy-Punch	147
Electrosurgery	294
Lobuloplasty	5
Sclerotherapy	4
Punch Grafting for Vitiligo	6
Split Skin grafting for Vitiligo	1
Nail Surgery	15
Intra Lesional Therapy	425
Subcision	13
Tattoo Removals	639
Micro Needling	15
PRP injections	85
Hair transplantation- FUE	12
Excision	71
Paring	37
Needle Extraction	31
Chemical Cauterisation	45
Chemical Peeling- TCA	7
Chemical Peeling- Glycolic Acid	8
TCA- CROSS	15

Podowart Application	14
I&D (Incision & Drainage)	6
Botulinum Injection	6
Moh's Micrographic surgery with flap repair	3
Smash Grafting for vitiligo	4
Suction blister Grafting for vitiligo	1
Cryotherapy	62
Ear piercing	1
Total	2012

Education: We take classes of MBBS and BSc nursing as per our allotted schedule. The classes include both theory and clinical postings.

Our Faculty is also resource persons of various programmes like MBBS, PG orientation programme and Medical Education Workshop.

CMEs/Workshops/ Symposia/National and International Conference:

Dr Shikha:

Workshops attended:

- Association of Cutaneous Surgeons of India zonal workshop on DERMATOSURGERY, March 2016
- Research Methodology at NEIGRIHMS, Sep 2015
- CME on Emerging role of Virtual dissection technology Nov 2015, NEIGRIHMS
- International workshop on research methodology Jan 2016
- **Biostatistics** at IAPSM NEIGRIHMS, Oct 2015

Dr Binod Kumar Thakur

Workshops attended:

- ACSI ZONAL WORKSHOP on Dermatotomy, March 2016
- Biostatistics, NEIGRIHMS sept 2015
- Research Methodology, NEIGRIHMS, Sept 2015, Jan 2016
- Research Methodology, July 2015Guwahati
- Dermatotomy, May 2015 Guwahati
- Sample size calculation, IIPH, Nov 2015, Gurgaon
- Systematic Metanalysis, Aug 2015, Guwahati

Conferences attended:

- ACSICON 2015
- SARCD 2015

DEPARTMENTAL ACTIVITIES:

- Organised CME on 'IMMUNOFLUORESCENCE IN SKIN DISEASE' at NEIGRIHMS in August 2015
- Organised ACSI Zonal workshop on Dermatotomy at Shillong

Lectures delivered at CMEs, National and International Conferences

Sl.No.		Title of talk	Name of the CME/conference	Date	City
<u>1</u>	Dr Binod Thakur	Invited faculty for Management of cicatricial alopecia	SARCD 2015	Sep 2015	Mysore
<u>2</u>	Dr Binod Thakur	Academic research grant/ Scholarship and publication	Medical Education Technologies, For MD students	2015	Shillong
<u>3</u>	Dr Binod Thakur	Surviving MBBS guidelines	Medical Education Technologies, For MBBS students	2015	Shillong
<u>4</u>	Dr Binod Thakur	Faculty	Research Methodology, Medical Education Technologies	2015	Shillong
<u>5</u>	Dr Binod Thakur	Faculty/Panelist (Pregnancy Dermatoses)	ACDIMEET	2016	Guwahati
<u>6</u>	Dr Shikha	'A clinicopathological study of subcutaneous mycoses in North east India'	3 rd annual day at NEIGRIHMS	2016	Shillong

List of oral papers/posters presented

Sl.No	Authors	Title of presentation	Name of the Conference	Date	City
1	Dr Binod Kumar Thakur	'Nail surgery in 3 interesting cases'	ACSICON 2015	April 2015	Kolkata

Significant achievements: Dr Binod Kumar Thakur

1. Received 2nd prize for E poster in paper presentation "Nail Surgery- Three Interesting rare cases" in ACSICON 2015 held in Kolkata in April.
2. Received IADVL Fellowship on Hair Transplantation under DR Sethi at New Delhi
3. Guest lecture on surviving MBBS Guidelines at orientation program for MBBS, NEIGRIHMS

Research

Intramural projects:Ongoing

Sl.no	Title of projects
1	A clinicopathological study of subcutaneous mycoses from north east india
2	Magnitudes and correlates of vitiligo in India: A multicentric cross sectional hospital based

	observational study
3	A randomized, single blinded, comparative study of efficacy of NBUVB alone and NBUVB in combination with low dose oral mini pulse in patients with progressive non segmental vitiligo.
4	Role of Dermoscopy in classification of melasma

Completed

Sl.No	Title of project
1	Clinical, Trichoscopic and histopathological features of primary cicatricial alopecias: A retrospective observational study at a tertiary care centre of north east India. PUBLISHED
2	A randomized, double-blind, placebo controlled, half-head study to evaluate the effects of platelet-rich plasma on androgenetic alopecia. Completed
3	'Amateur Tattoo' removal by radiofrequency ablation: A retrospective observational study. Completed

DEPARTMENT OF CASUALTY/EMERGENCY MEDICINE

Faculty and Staff:

Faculty:

Dr. Md. Yunus, I/c Head of the Emergency Department.

Dr. Bhaskar Borgohain, DMS & Faculty of Emergency Department.

Dr. Arup J Baruah, Faculty of Emergency Department.

Dr. Md Jamil, Faculty of Emergency Department

CMOs: 4

Junior Resident Doctors: 5

1. HIGHLIGHT: Emergency Department is the face of the Institute, providing 24x7x365 days emergency services to the patient attending Emergency room at NEIGRIHMS.

A. AVAILABLE SPACE:

Present Emergency Area

Yellow Zone/Pt. Receiving Area:	738 Sq feet
Red Zone (designated)/VIP Area:	1189 Sq feet
Green Zone/ Observation Area:	1069 Sq feet
I/c Head Office:	129 Sq feet
Pantry room:	109 Sq feet
Nurses' room:	92 Sq feet
Doctors' room:	130 Sq feet
Total:	3501Sq feet

B. No. OF BEDS:

Total number of beds: 25Beds	Red zone: 6
	Green zone: 13
	Yellow zone: 6

D. SERVICES AVAILABLE:

- 24x7 Emergency Patient care services.
- Handling of MLC cases.
- Facilities for 24x7 coverage patients by SRD & Consultant on call for direct patient care from different specialty and super specialty departments.
- Ambulance Services 24x7.
- Laboratory Emergency blood and radiological investigations 24x7.
- Emergency tests on the spot: Para screen kit for Malaria Parasite, HCG kit, Trop I kit, ECGs, RBS and electrolyte estimation.
- Two new Ambulances one with advanced resuscitation facilities and the other with basic life support facilities.

2. EDUCATION:

Sl. no.	Name of the Workshop/ CME/Training Programmes	Dates and Duration	Name of the Participants	Remarks
1.	Basic Life support (BLS) for healthcare providers, conducted by the Departments of Medical, Education, NEIGRIHMS associated with GVK EMRI.	24 th April, 2 nd June, 4 th June, 2015. 1 day each	Dr. Kavitha Jain, Dr. Anna J. Momin, Dr. Kevin Zodin Donoghue, Dr. Arnest Marbaniang, } CMO of ED DNS Smti. Gangarani Angom, Nursing I/c: Smti. Mathilda Kharsunai, and all the 12 staff nurses.	This course is American Heart Association (AHA) accredited.
2.	Advanced Cardiovascular Life Support (ACLS), conducted by the Departments of Medical, Education, NEIGRIHMS associated with GVK EMRI..	24 th &25 th April, 2015 5 th & 6 th June, 2015 } Two days each	Dr. Kavitha Jain Dr. Kevin Zodin Donoghue, Dr. Anna J. Momin } CMO of ED	American Heart Association (AHA) accredited.
3.	Advanced Life Support in Obstetrics (ALSO) Provider course, conducted by the Departments of Medical, Education, NEIGRIHMS associated with GVK EMRI.	27 th & 28 th April 2015; Two days.	Dr. Kevin Z Donoghue, Dr. Arnest Marbaniang, Dr. Anna J. Momin, Dr. Kavitha Jain. } CMO of ED	American Association of Family Physician
4.	“EMBARC 2015” as part of INDO-US World Congress on Emergency Medicine hosted by AIIMS, New Delhi.	30th Sept to 1 st Oct 2015 and again from 3 rd to 4 th October 2015. Four days.	Dr. Md. Yunus, I/c Head of ED Dr. Tashi Khonglah ,Faculty, Orthopaedic Department, Dr. Kevin Z Donoghue, Dr. Kavitha Jain } CMO of ED	It is an International Forum for the academic Development of MD Emergency Medicine Program across India
5.	Workshops at the Santosh University, Ghaziabad as part of INDO-US World Congress on Emergency Medicine.	2 nd October 2015. 1 day.	Dr. Kevin Z Donoghue, Dr. Kavitha Jain } CMO of ED	Basic & Advanced ECG, Wound care and Splinting

3. Lectures :

Sl. No.	Name of the Conference	Date	Name of the Participants	Remarks
1	Healthcare Executive Management Development Programme, AIIMS, New Delhi	4th -10th October 2015	Dr. B. Borgohain, Faculty Emergency Medicine, Assoc. Prof of Orthopaedics.	Included setting up for emergency trauma managements as well as quality improvements as a whole.

2	CME- Emerging trends of Emergency Medicine in North East India held at NEIGRIHMS	31st October 2015	Dr. Kevin Zodin Donoghue and Dr. Kavitha Jain (CMOs of ED)	Dr. Kevin delivered a presentation on e-MLC and Dr. Kavitha on BLS-New Guidelines 2015
3.	CME- Mini- Respire conducted by the IAP Meghalaya Branch in Nazareth Hospital	16th Dec. 2015. 1 day.	Dr. Kevin Zodin Donoghue (CMO of ED)	Management of respiratory Distress in pediatric patients and airway management.
4.	Faculty development Workshop for Family medicine held at CMC, Vellore organized by the Department of Distance Education, CMC, Vellore.	14th, 15th and 16th May, 2015. 3 days.	Dr. Kavitha Jain (CMO of ED)	She also participated as a Facilitator (resource person) for Contact Program for teaching doctors enrolled for the Distance Education Course in Family Medicine held from 2nd to 13th June, 15th 2015 organized by the Department of Distance Education, CMC, Vellore.
5.	ENACT 2015, as part of INDO-US World Congress on Emergency Medicine hosted by AIIMS, New Delhi.	30 th Sept to 1 st Oct 2015 2 days.	Smti. Morality Kharbani Smti. Maria Goretti Pakmakyaa (Staff nurse of ED)	Emergency Nursing Advance Technical Techniques in India
6.	Workshops at the Santosh University, Ghaziabad as part of INDO-US World Congress on Emergency Medicine.	2 nd Oct 2015 1 day.	Morality Kharbani Smti. Maria Goretti Pakmakyaa (Staff nurse of ED)	Basic Emergency Care Course
7.	Orientation Programme for the 1ST Year Post Graduate and Post Doctor(MD/MS/DM) students-2015 organized by the Medical Education Unit, NEIGRIHMS, Shillong..	27 th July 2015	Dr. Anna J. Momin (CMO of ED)	Introductory lecture of the Emergency Department and its workings was delivered.
8.	Orientation Programme for the 1ST Year MBBS students-2015, organized by the Medical Education Unit, NEIGRIHMS, Shillong.	27 th Oct, 2015.	Dr. Kevin Zodin Donoghue Dr. Kavitha Jain (CMOs of ED)	Introductory lecture of the Emergency Department and its workings was delivered.

4. Awards, Honors and significant events:

Sl.No		Date	Name of the Participants	Remarks
1.	The 6 th Convocation Annual Day, Academic Excellence award	4 th to 5 th March 2016	Dr. Md Yunus I/c Head of the Emergency Medicine & Traumatology Department & Addl. Prof of Anesthesiology Department,	Highest award in the Institute
2.	The 6 th Convocation Annual Day, Academic Excellence award	4 th to 5 th March 2016	Dr. Bhaskar Borgohain DMS & Faculty of Emergency Medicine & Traumatology Department Assoc. Prof of Orthopaedics Department,	Highest award in the Institute

3.	Guest Speaker of CME on Emerging Trends of EM Care at North-East & India conducted by Health Care Worker Trained from INDUSEM at AIIMS, New Delhi and deliver Guest Lecture on Introduction of INDUS-EM & Disposable Ventilator	31 st October 2015	Dr. Md Yunus I/c Head of the Emergency Medicine & Traumatology Department & Addl. Prof of Anesthesiology Department,	It CME with the INDUSEM conducted at NEIGRIHMS
4.	INDUSEM senior leader & Faculty of the Congress.	30 th September , 2015 to 4 th October, 2015	Dr. Md Yunus I/c Head of the Emergency Medicine & Traumatology Department & Addl. Prof of Anesthesiology Department,	11 th Annual INDO-US World Congress of Emergency Medicine at New Delhi
5.	12th Governing Council Meeting, NEIGRIHMS.	26 th June 2015	Dr. Anna J. Momin Dr. Kavitha Jain (CMOs of ED)	Were appointed by the Director as the Liaisoning Officers for Smt. Vijaya Srivastava, Additional secretary & Financial Advisor, Ministry of Health and Family Welfare.
6.	The 6th South Asian Games hosted by Shillong	5th Feb to 16th Feb 2016	Dr. Bhaskar Borgohain	Co-ordinator for the games with regard to emergency medical care at NEIGRIHMS from various games venues and hotels.
7.	The 6th South Asian Games hosted by Shillong	5th Feb to 16th Feb 2016	Dr. Arnest Marbaniang Dr. Kevin Zodin Donoghue (CMO of ED) Smit Ganga Rani Angom (DNS of ED)	Medical Team Leaders providing medical cover to the Taekwondo Venue at NEIGRIHMS indoor stadium.

5. Patient Care

Overview Of The Emergency Department Patient Attendance And Statistics:

- Total no. of patients attending the ED: 17427 (Seventeen thousand, four hundred and twenty seven).
- No of patients admitted from Emergency: 7746 (Seven thousand, seven hundred and forty six).
- Percentage of admission: 44 % (Forty four percent).
- Total no. of Medico legal cases registered: 1380 (One thousand, three hundred and eighty).

Fig 1. Annual Statistics from April 2015 to March 2016: Average no. of patients seen in a day 48 patients.

TOTAL PTS	ADMITTED	TRAUMA	MLCs	Brought Dead	DIED IN ED	OBS	ADMITTED IN ED	REF FROM	REF TO	LAMA/D AMA
<u>17427</u>	<u>7746</u>	<u>2587</u>	<u>1412</u>	<u>40</u>	<u>9</u>	<u>2425</u>	<u>234</u>	<u>1732</u>	<u>22</u>	<u>83</u>

Fig 2: Total No. of patients attending the ED over the years: Number of patients shows an increasing trend over the years, especially in the past one year.

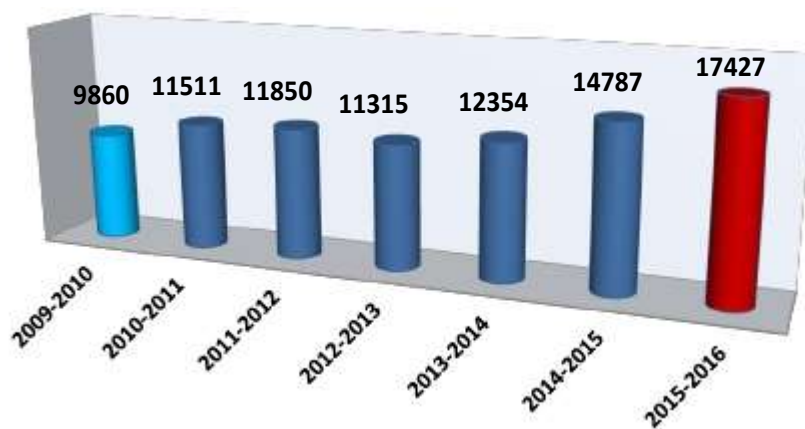
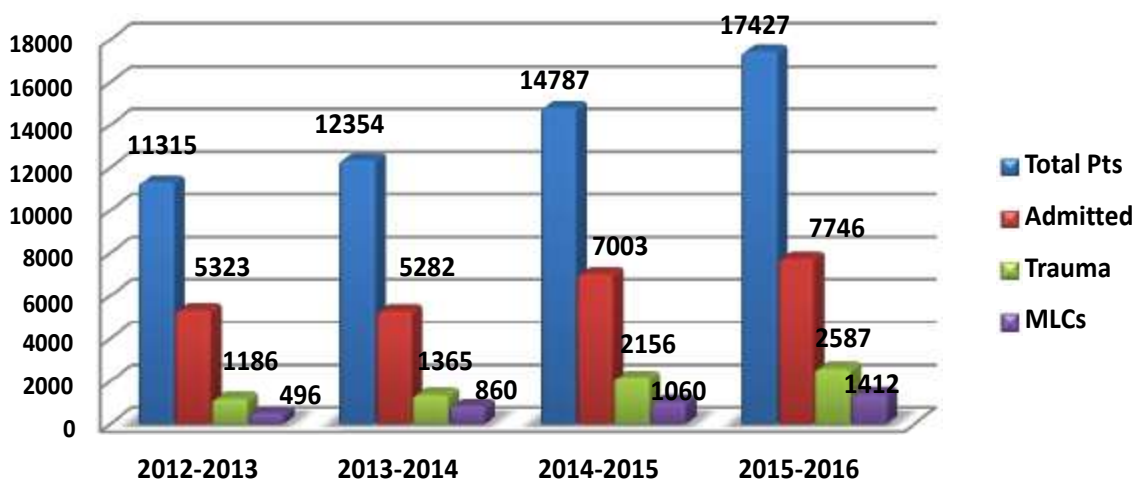


Fig 3: Number of Emergency visits, Admissions, Trauma cases and MLCs in the year 2015-2016 and in comparison to the previous years: This shows an increase in patient no. in all respects.



6. Scientist visits:

Sl.no.	Name	Designation	Date	Remarks
1.	Dr. Sagar Galwankar Founder & CEO of the INDO-US Emergency and Trauma Collaborative. Founding Chairman of Academic College of Emergency Expert in India	MBBS,DNB,FACEE(India),MD, MPH, Diplomat ABEM(USA), FRCP (UK)	4 th – 5 th March 2016	Academic Development of Emergency Medicine at NEIGRIHMS (MD Curriculum)

DEPARTMENT OF E.N.T

FACULTY

Post	Sanctioned	Current status	Name
Professor	1	-	Vacant
Associate Professor	1	1	Dr. N Bryan Shunyu
Assistant Professor	2	2	Dr. Abhijeet Bhatia Dr.Hanifa Akhtar (Adhoc)

Highlights:

Routine OPD is run from Monday through Friday daily from 9.00 am to 4.00 pm and on Saturday from 9.00 am to 2.00 pm except holidays. An average of 100 patients is being seen daily.

In the OPD we routinely do Rigid & Flexible Laryngoscopes, Nasal Endoscopes, Biopsy, Foreign bodies removal, cauterization, nasal packing, tracheotomy tube change, syringing, EUM, abscess drainage, lymph node biopsy etc.

Audiology

Recently the department was upgraded with VNG for vertigo and OAE instrument for hearing assessment both for children and adults.

Speech/Voice therapy have been regularly been taken care in our voice clinic such as professional voice users, teachers, neurogenic voice disorders etc on daily basis.

Special Clinics

Head and Neck cancer every Monday and Thursday 02-04pm
Vertigo and Head and Neck clinics every Wednesday 02-03pm
Cochlear Implant and Rehabilitation clinic on weekly basis

Intercollaborative Activities

The department runs collaborative Head and Neck Cancer clinics with State cancer unit in Civil Hospital, Shillong.

Operation

Every Tuesday and Friday under GA surgery are performed in the main OT
Every Saturday under LA surgery are performed in the main OT

Education:

- MBBS Teaching Programme
- Bsc Nursing Teaching Programme
- PG Teaching Programme in term of **Co-Guide:**
- Inter departmental activities, ward round, clinical round, CCR, CGR Etc.

- ICMR-STS research project involving MBBS students underway in the department for 2 years.

Dr Abhijeet Bhatia:

- Attended MBBS (Otorhinolaryngology) Examination, in Jan 2016 as External Examiner at Regional Institute of Medical Sciences, Imphal from 2nd to 4th Feb 2016

CMEs/Workshops/Symposia/National and International Conference:

- **Workshop on Cochlear Implant** at NEIGRIHMS in collaboration with CRC, Guwahati , Venue: Clinical Teaching Room II, NEIGRIHMS Shillong on 04th July 2015
- Visit of **Shri Krishan Pal Gurjar**, Hon’ble Minister of State, Social Justice & Empowerment, Govt of India to Shillong on 08th October 2015. Venue: Auditorium NEIGRIHMS, Shillong for
 - (i) Meeting children using Cochlear Implant under ADIP Scheme and their parents.
 - (ii) Handing over Cochlear Implant Processors for children undergone/due for surgery at NEIGRIHMS, Shillong.

Dr Abhijeet Bhatia

Sl. No	Authors	Title of presentation	Name of the Conference	Date	Venue	City
1.	Abhijeet Bhatia	Etiology of unilateral sensorineural hearing loss	NES 2016, 35th Annual Conference of Neuro-otological and Equilibriometric Society of India	12-13 Mar 2016	AIIMS	Bhopal
2.	Abhijeet Bhatia	Electrode modifications to minimize electrode insertion trauma	CIGICON 2015, 13th Annual conference of Cochlear Implant Group of India)	26-27 Sept 2016	SMS Medical College	Jaipur

Research:Funded project, Ongoing

S.No.	Title of the project	Name	Funded by (Name of funding agency)	Duration (year)	Start Year-End year	Total funds sanctioned (Rs.)
1.	Multicentric National Task Force entitled “Prevalance and Etiology Study of Hearing Impairment”	Dr N Brian Shunyu (PI)	ICMR	5 Years		2 Crore
2.	Identification of biomarkers of Orpharyngeal Cancer	Dr N Brian Shunyu (Co-PI)	DBT (In Collaboration	3 years (Ongoing since 1		85lakhs

	prevalent in North Eastern states of India by whole genome methylation and expression profiling.		with NEHU)	years)		
3.	Etiology of unilateral sensorineural hearing loss	Dr Abhijeet Bhatia	No specific funding	1 year	2015- 2016	Nil

Completed

S.No.	Title of the project	Name	Funded by (Name of funding agency)	Duration (year)	Start Year-End year	Total funds sanctioned (Rs.)
1.	Identification and development of DNA Methylation Biomarker for Oral Cancer in North Eastern Region of India	Dr N Brian Shunyu (Co-PI)	DBT (In Collaboration with NEHU)	3 years	2013 - 2015	52 lakhs

Departmental projects (including thesis/dissertations):Ongoing

S.No	Title of project
1.	High risk new born screening
2.	Assessment of awareness levels about rational prescription of antibiotics among junior doctors in a tertiary care hospital in North-East India.
3.	Brainstem evoked response audiometry (BERA) findings in chronic kidney diseases and diabetes mellitus-A study from North Eastern India.

Completed

S.No	Title of project
1.	Association between duration of exposure to personal listening devices and hearing devices and hearing loss in young adults.

Collaborative Projects:Ongoing

S.No	Title of Project	Collaborating department/institution
1.	Study of the EGFR prevalence in head and Neck Cancer patients and treatment of locally advance HNC patient with targeted therapy.	With Meghalaya State Cancer Unit
2.	Incidence and Role of HPV in Head and Neck Cancer.	DBT Project (With Pathology Department)
3.	Evaluation of hearing loss after spinal Anaesthesia.	Intramural(with Anaesthesia department)
4.	Efficacy of multislice ct perfusion in post radiotherapy assessment of nasopharyngeal carcinoma	Intramural (with Radiology Department)

5.	Identification of molecular marker for Ca papillary thyroid	Intramural (with pathology department)
----	---	--

Completed

S.No	Title of Project	Collaborating department/institution
1.	Role of Brush biopsy and DNA cytometry in the diagnosis of Oral Premalignant and Malignant cases.	With Pathology Department

Patient Care:

Routine OPD is run from Monday through Friday daily from 9.00 am to 4.00 pm and on Saturday from 9.00 am to 2.00 pm except holidays. An average of 80 patients is being seen daily.

From April 2015 to March 2016, total of 22276 patients attended ENT OPD.

From April 2015 to March 2016, total of 4243 minor procedures and endoscopy procedures were performed in minor OT- OPD premises.

A total of 3252 patients attended Audio-vestibular and Speech-language unit.

OT

A total of 309 major surgeries were performed in the main OT

A total of 157 minor surgeries were performed in the main OT

Indoor Patients

There are 22 indoor beds under ENT department. A total of 242 Female patients and 376 Male patients were admitted and have received treatment.

Awards, Honours and Significant events:

List only awards, honours and named orations of national and international repute, conferred (non-elected) memberships of fellowships, offices of the international and national societies and journals. Do not list lectures delivered at CMEs and conference. Also include any major academic activity which is not included under teaching, research and patient care activities. Workshops, symposia etc. already under CME, should not be repeated under this section. These can also include membership of Programme Advisory Committee, Scientific Advisory Committee, Research Advisory Committee, Government Advisory. Please limit this information to a maximum of 500 words.

Visiting Scientist:

Provide the name, Institutional affiliation, city and country of persons visiting with official approval.

DEPARTMENT OF FORENSIC MEDICINE

FACULTY

Post	Sanctioned	Current status	Name
Professor	1	-	Vacant
Associate Professor	1	1	Dr.A.D.Ropmay
Assistant Professor	1	1	Dr.Daunipaia Slong

Senior Resident Doctors : 2
Junior Resident Doctors : 1

Highlights:

The Department of Forensic Medicine is engaged in academic, hospital and research activities. This year, the sixth batch of MBBS students were imparted due training and instruction in the subject. They were taken to Civil Hospital, Shillong in groups of ten every week for live postmortem demonstration, accompanied by an Assistant Professor and Senior Resident Doctor. Evening posting in the Emergency Department was arranged to enable students to get hands-on practical experience and direct observation of medicolegal cases, with special reference to recording of injuries in accidents and assaults, and preparing a proper injury report which is both medically and legally acceptable.

In the month of June, a *Workshop on Medicolegal Procedures* was organized with a view to enhancing medicolegal services in the state of Meghalaya. It witnessed good participation from medical officers practising in various government primary health centres and civil hospitals. The Resource Persons were Dr. R. R. Chaliha, Professor and Head, Department of Forensic Medicine, Gauhati Medical College, and Shri E. Warjri, Retired Secretary of Law and Parliamentary Affairs, Government of Meghalaya & Former District and Sessions Judge.

As far as hospital activities are concerned, a duty roster is maintained for Faculty and Senior Residents to cover the Emergency Department in order to give advice on forensic-related matters as and when required by the medical officers posted there. Regular consultations are held to find out the load and type of medicolegal cases reporting to NEIGRIHMS hospital. Expert opinion on age estimation is given in both medicolegal and non-medicolegal cases at the requisition of police and other concerned authorities. In addition, the department has received official approval from the State Government to conduct medicolegal autopsies.

In the area of research, two studies on physical assault and road traffic accidents have been completed.

Education:

(i) MBBS

- ❖ Teaching and training of the II MBBS students in two batches, i.e. senior and junior.

BATCH – 2013

The student of this batch appeared in the IInd MBBS Professional University Examination held in December 2015 and pass percentage in Forensic Medicine was 100%.

BATCH – 2014

The student of this batch are due to appear for their II Professional University Examination in December 2016.

(ii) B.Sc Nursing

(iii) Departmental Seminar (monthly):

(iv) CGR (Clinical Grand Rounds): Presentation on ‘Medical Negligence: An Overview’ on 21st November 2015.

(v) Innovative teaching methods

1. Problem-based & self-learning (Practical class) Small group discussion & presentation of a topic which has not been taught.
2. Student seminars.

(vi) Evening Casualty Posting for the 2nd MBBS Students in order to observe Medicolegal cases, as part of their academic curriculum from 9.2.2015.

CMEs/workshops/Symposia/National and International Conference:

1. ‘Workshop on Medicolegal Procedures’ held on 12th June 2015 at NEIGRIHMS.

Lectures delivered at CMEs, National and International Conference:

Name of Faculty member: Dr. A. D. Ropmay

Sl. No	Title of talk	Name of the CME/Conference	Date	Venue	City
1.	“Forensic Medicine: It’s Significance in Crime Investigation”.	Course on Scientific Investigation of Criminal Cases.	April 21 st 2015	North Eastern Police Academy	Umsaw, Meghalaya
2.	“Role of doctors in crime against women”	Workshop on Medicolegal Procedures	June 12 th 2015	NEIGRIHMS, Shillong.	NEIGRIHMS, Shillong.
3.	“Introduction to Medical Ethics”	Postgraduate Orientation Programme	July 29 th , 2015	NEIGRIHMS, Shillong.	NEIGRIHMS, Shillong.

List of oral papers/posters presented:

Sl. No	Authors	Title of talk	Name of the CME/Conference	Date	Venue	City
1.	Dr. A. D. Ropmay	“The Silent Scream: Ethical dilemmas in Abortion”	7 th International Conference on Legal Medicine, Medical Negligence & Litigation in Medical Practice	January 30 th 2016	The Centre Court Hotel	Hyderabad

Name of Faculty member: Dr. Daunipaia Slong

Sl. No	Title of talk	Name of the CME/Conference	Date	Venue	City
1.	“Medicolegal Report Writing”	Workshop on Medicolegal Procedures	June 12 th 2015	NEIGRIHMS, Shillong	NEIGRIHMS, Shillong
2.	“Physical assault against women: A hospital perspective”	6 th Convocation Annual Day Research Presentation Programme	4 th March 2016.	NEIGRIHMS, Shillong	NEIGRIHMS, Shillong

Departmental Projects (Including thesis/dissertations):Ongoing

S.No.	Title of Project
1.	A study to evaluate knowledge of handling medicolegal cases among interns in a teaching institution.

Completed

S.No.	Title of Project
1.	Physical Assault Cases Attending the Emergency Department of a Tertiary Care Teaching Hospital – A Retrospective Study.
2.	Retrospective profile of road traffic accident victims brought to the Emergency department of a teaching hospital in north-east India.

Patient Care:

1. Medicolegal cases, from April 2015 to March 2016: 15 (fifteen)
2. Non–medicolegal cases, from April 2015 to March 2016: 139 (one hundred thirty nine)
3. Forensic consultation in the Emergency Department.

DEPARTMENT OF GENERAL MEDICINE

FACULTY

Post	Sanctioned	Current status	Name
Professor & Head	1	1	Dr. Prasanta Kr. Bhattacharya
Associate Professor	2	2	Dr. K G Lynrah Dr. Bhupen Barman
Assistant Professor	3	2	Dr. Monaliza Lyngdoh Dr. Md. Jamil

Education:

The Faculty and Senior Residents of the Department are actively engaged in teaching the undergraduate and postgraduate students, in addition to involving in teaching programmes of the B Sc Nursing students of the College of Nursing. Medical Officers from other departments and institutions who are put on rotation in this Department are also trained in the clinical skills of the subject.

1. Undergraduate MBBS training:

- a. Lecture classes
- b. Bedside Clinics
- c. Interactive UG seminars for clinical case discussions
- d. Tutorial classes for Problem-based learning

2. Postgraduate MD training:

- a. Clinical: bedside academic rounds for PG students - daily
- b. Seminars: weekly
- c. Case presentations: weekly
- d. Journal Club: weekly
- e. Group Discussions: weekly
- f. Theory class: With UG Classes as per schedule
- g. Research: postgraduate students are actively involved in various research activities including their Thesis work, assisting in publication of research works of the Department, preparing and presenting their platform and poster presentations

3. B Sc Nursing:

- a. Lecture classes: Twice a week

4. Medical Officers, Emergency Department:

- a. Clinical skill training: periodic, as per requirement

5. Bachelor of Trauma, Emergency & Disaster Management students posting in General Medicine: 2 months training

The changes in the academic schedule during the year include:

1. Continuation of postgraduate academic activities with the starting of the PG course from this academic year
2. Starting of interactive clinical case discussion classes for undergraduate students
3. With the increase in the number of faculty, reorientation of undergraduate teaching, with faculty focusing on theory, bedside clinics and interactive seminars, while the SRD and postgraduates focus on bedside clinics and PBL classes.

CMEs/Workshops/Symposia/National and International Conference:

1. Organized a workshop on “Patient Safety and Medical Errors” on 7th April 2015 in collaboration the North East Clinical Excellence Foundation and specialist from National Health Services (NHS), UK at NEIGRIHMS, Shillong.
2. Co-organized with NEC, Govt. of India, a “Regional Consultative Conference on Swine Flu and other Emerging Infectious Disease” in technical collaboration with Indian Academy of Respiratory Medicine being sponsored by NEC, Govt of India on 24th and 25th April 2015 at NEC campus, Shillong.
3. Organized an International Workshop on Research Methodology in collaboration with the Florida International University, USA on 22nd and 23rd January 2016.

Lectures delivered at CMEs, National and International Conferences:

Name of Faculty member: Dr Prasanta Kumar Bhattacharya

Sl No	Title of talk	Name of the CME/ Conference	Date	Venue	City
1	Risk evaluation for type 2 diabetes mellitus in college students in a northeast Indian city	NIH funded 14 th International Seminar on Prevention of NCD, organized jointly by the University of Alabama, Birmingham, Florida International University, USA and MDRF, Chennai	05 – 07 February 2016	Madras Diabetes Research Foundation	Chennai
2	Scrub Typhus: Prevalence and profile in India	71 st Annual Conference of the Association of Physicians of India, APICON-2016	28-31 January, 2016	International Convention center	Hyderabad
3	Approach to Medical Literature Search	International Workshop on Research Methodology, organized jointly by Department of General Medicine, NEIGRIHMS, and Florida International University, Florida, USA	22nd & 23rd January 2016	NEIGRIHMS	Shillong
4	Introduction to Cohort Studies, Panel Studies and Hybrids	International Workshop on Research Methodology,	22nd & 23rd January 2016	NEIGRIHMS	Shillong

		organized jointly by Department of General Medicine, NEIGRIHMS, and Florida International University, Florida, USA			
5	Technologies needed to be developed for solution of biomedical problems related to diagnostics, surgery and medicine”	Symposium on Biomedical Engineering, organized by DBT Biotech Hub, IIT, Guwahati sponsored by Department of Biotechnology, Govt. of India	23 rd December 2015	IIT, Guwahati	Guwahati
6	“Scrub Typhus – Re-emergence or did we miss it”.	22 nd Annual Conference of Association of Physicians of India, West Bengal Branch,	7-8 November, 2015	Hyatt Regency	Kolkata
7	Importance of p-value	Workshop on Biostatistics, 2 nd North East Zonal Conference of Indian Association of Preventive and Social Medicine	15 th October 2015	NEIGRIHMS	Shillong
8	Patient Safety and Medical Errors	2 nd Annual Northeast Healthcare Expansion Summit; supported and endorsed by NEC & Ministry of DONER, Govt. of India	3 rd & 4 th September, 2015	Radisson Blu Hotel	Guwahati
9	Challenges in applying for Grants for Biomedical Projects	Workshop on International Conference on Harmonisation (ICH) and Good Clinical Practice (GCP). Department of Medical Education, supported by AUM Clinical Research	29-08-2015	NEIGRIHMS	Shillong
10	Tuberculosis and Associated Diseases	CME in Medicine, Department of Medicine, GNRC	25-07-2015	Gauhati Neurological Research Centre	Guwahati

11	Plan of Research	Workshop on Research Methodology	27-28 April 2015	Tezpur Medical College	Tezpur, Assam
13	Introduction to Review of Literature and Literature Search	Workshop on Research Methodology	27-28 April 2015	Tezpur Medical College	Tezpur, Assam
14	Challenges in the management of Severe Malaria with reference to North east India	“Regional Consultative Conference on Swine Flu and other Emerging Infectious Disease”, organized jointly by NEIGRIHMS and NEC, Govt. of India and NEIGRIHMS, in technical collaboration with Indian Academy of Respiratory Medicine.	April 24-25, 2015	North Eastern Council	Shillong
15	Medical Errors	Workshop on “Patient Safety and Medical Errors”	April 7, 2015	NEIGRIHMS	Shillong
16	Primary Prevention of Diabetes Mellitus – fact or fiction	23 rd Annual Conference on Diabetes, organized by Delhi Diabetes Forum, New Delhi	April 18-19, 2015	Royal Plaza	New Delhi

Name of Faculty member: Dr Bhupen Barman

Sl No	Title of talk	Name of the CME/ Conference	Date	Venue	City
1	Hepatitis C infection and its management	HCV Awareness Program with PUD Community Members	28 April 2015	NEIGRIHMS	Shillong
2	Taxonomy of Learning Educational Objectives	Basic Course Workshop in Medical Education Technologies for Resident Doctors at NEIGRIHMS	22 July 2015	NEIGRIHMS	Shillong
3	Prevention and Management of HIV, Role of Doctors & Nurses	Induction Training for Doctors & Nurses on Harm Reduction of IDU	28 Sept 2015	NEIGRIHMS	Shillong
4	Clinical Profile of Japanese Encephalitis	71 st Annual Conference of the Association of Physicians of India, APICON-2016	28-31 January, 2016	International Convention center	Hyderabad

List of oral papers/ posters presented

Presented in the 71st Annual Conference of the Association of Physicians of India (APICON-2016) Hyderabad: 28th – 31st January, 2016:

1. Bhattacharya PK, Roy A, Md Jamil, Lyngdoh M, Talukdar KK Aetiology and prognosis of acute kidney injury - A hospital based study in northeast India. Oral Presentation
2. Bhattacharya PK, Roy A, Lyngdoh M, MD Jamil, Talukdar KK. Lupus pneumonitis-the great masquerader. Poster Presentation
3. Md Jamil, Bhattacharya PK, Lyngdoh M, Roy A, Talukdar KK. Clinical profile and complications of scrub typhus

Presented in the 6th Annual Day of NEIGRIHMS on 4th March 2016:

Sl No	Speakers	Title of presentation	Name of the Conference	Venue	City
1	Dr. Bhupen Barman	Serum Lipid profile in Malaria: A diagnostic clue	Annual Day of NEIGRIHMS	Lecture Theatre II, NEIGRIHMS	Shillong
2	Dr M Lyngdoh	Spectrum of Pulmonary and Extra Pulmonary Tuberculosis : A two year retrospective study	Annual Day of NEIGRIHMS	Lecture Theatre II, NEIGRIHMS	Shillong
3	Dr Md Jamil	Spectrum of glomerular diseases in adults: A study from North Eastern India	Annual Day of NEIGRIHMS	Lecture Theatre II, NEIGRIHMS	Shillong
4	Dr Neel Kanth Issar	Incidence of Gastrointestinal Malignancies in Tertiary Care Hospital	Annual Day of NEIGRIHMS	Lecture Theatre I, NEIGRIHMS	Shillong
5	Dr Akash Roy	Aetiology and Prognosis of Acute Kidney Injury – A Hospital Based Study in Northeast India	Annual Day of NEIGRIHMS	Lecture Theatre I, NEIGRIHMS	Shillong
	Dr Akash Roy	Lupus Pneumonitis Mimicking Pulmonary Tuberculosis : A Masquerade	Annual Day of NEIGRIHMS	Lecture Theatre I, NEIGRIHMS	Shillong
6	Dr Samir	Diagnostic Dilemma : Lupus Related Hepatitis Versus Autoimmune Hepatitis in Systemic Lupus Erythematosus	Annual Day of NEIGRIHMS	Lecture Theatre I, NEIGRIHMS	Shillong
7	Dr Kishore	Isolated Tubercular Subcapsular Liver Abscess : A Rare Manifestation of Extrapulmonary Tuberculosis	Annual Day of NEIGRIHMS	Lecture Theatre I, NEIGRIHMS	Shillong

8	Dr Iadarilang Tiewsoh	Miliary Tuberculosis Complicated by Left Sided Pleural Effusion and Acute Respiratory Distress Syndrome	Annual Day of NEIGRIHMS	Lecture Theatre I, NEIGRIHMS	Shillong
9	Dr. Chobing	Plasmodium Vivax Malaria with Severe Thrombocytopenia and Varied Skin Manifestations : A Case Report	Annual Day of NEIGRIHMS	Lecture Theatre I, NEIGRIHMS	Shillong
10	Dr. Obang Perme	Nimesulide Induced Leukocytoclastic Vasculitis and Hepatitis : A Case Report	Annual Day of NEIGRIHMS	Lecture Theatre I, NEIGRIHMS	Shillong
11	Dr Preeti J Picardo	Glycogen Storage Disease Type I: A presenting as Gouty Arthritis in a young Female without Hypoglycaemia	Annual Day of NEIGRIHMS	Lecture Theatre I, NEIGRIHMS	Shillong

Research:Funded Project, Ongoing (Sanctioned)

Sl No	Title of the Project	Name of Principal Investigator	Funded by (Name of Funding agency)	Duration (year)	Start Year – End year	Total funds sanctioned (Rs.)
1	Prevalence of Chronic Obstructive Pulmonary Disease (COPD) in India (A Pan-India Study)	Dr P K Bhattacharya	Science & Engineering Research Board, Govt of India (SERB)	2 years	Sanctioned in January 2016	

Completed:

Sl No	Title of the Project	Name of Principal Investigator	Funded by (Name of Funding agency)	Duration (year)	Start Year – End year	Total funds sanctioned (Rs.)
	“Prospective study of hepatitis B virus infection and its genotypes in North Eastern India”	Prof. P. Kar	ICMR	3 Years	2012 - 2015	Rs. 9,67,690.00/-

Departmental projects (including thesis/dissertations):Ongoing

Sl	Title of Project
1	Disease Burden and Clinical Profile of Sepsis in Non-Surgical Patients and Role of Serum Procalcitonin and C-Reactive Protein as Biomarkers in Sepsis
2	Clinico-Pathological Spectrum of Patients with Renal Failure of Infective Aetiology
3	A hospital-based retrospective study on glomerular diseases in adults from North Eastern India
4	Spectrum of Tuberculosis and its diagnostic methods: A retrospective study from North Eastern India
5	A Study of Clinical profile of Acute Kidney Injury
6	Incidence of Gastrointestinal Malignancies In Tertiary Care Hospital
7	Prospective observational study of prevalence of Hepatitis C virus infection and its genotypes in newly diagnosed chronic liver disease.
8	A Hospital Based Retrospective Study on Prevalence and Pattern of Upper Gastrointestinal Malignancies at a Tertiary Health Center in North-Eastern India
9	Prevalence of Hepatitis B, Hepatitis C and HIV infection among hemodialysis population: A retrospective study from North Eastern India
10	Clinico pathological profile of Lupus Nephritis and its treatment outcome

Patient Care:

The patient care services of the Department of Medicine includes OPD, In-patient, Emergency services and Special investigational services of Endoscopy (upper and lower GI, Bronchoscopy) – both diagnostic and therapeutic, hemodialysis services and Pulmonary Function Tests.

The Department of General Medicine runs OPD six days a week from Monday to Saturday. The Department is divided into two Units for better patients care and services. Each Unit has got bed strength of 34 each. An additional 8 beds are added for patients with smear positive pulmonary tuberculosis.

There are 10 hemodialysis machines in the HD unit, which is under supervision of the Department of General Medicine. Of the 10 machines one is reserved for HIV positive patients and one for HBV/HCV positive patients. The remaining 8 machines are used for all other category of dialysis patients.

Specialized Procedures: other specialized procedures include peritoneal & pleural aspiration, bone marrow aspiration and biopsy, lumbar puncture, Central Venous line Insertion, Skin Biopsy, Arterial Blood Gas sampling and analysis, Endotracheal Tube Intubation are performed as per case indications.

Table 1: Showing Month-wise breakup of OPD patient attendance in the Department of General Medicine (1st April 2015 – 31st March 2016)

Total No. of OPD Patients (Old)		Total No. of OPD Patients (New)		Total
Male	Female	Male	Female	
16677	19047	9283	8174	53181

Table 2: Showing Month-wise breakup of patients admitted to the Department of General Medicine (1st April 2015 – 31st March 2016)

Male Medical Ward	Female Medical Ward	Total
2089	1737	3826

Table 3: Showing Monthly Statistics of Haemodialysis unit from 1st April 2015 to 31st March 2016

MALE	FEMALE	Total
2055	1479	3276

Table 4 : Total number of Endoscopy procedures performed during the period from 1st April 2015 to 31st March 2016

Name of Procedure	Total
Upper GI Endoscopy	2950
Biopsy	904
Antral Crush smear for H Pylori	80
EVL	24
Dilatation	6
Lower GI Endoscopy	90
Biopsy	24
Bronchoscopy	41
Biopsy	14
Broncho Alveolar Lavage (BAL)	24

Table 5: Total number of Pulmonary Function Tests performed during the period from 1st April 2015 to 31st March 2016

Male	Female	Total
264	189	453

Awards, Honours and significant events:

Dr P K Bhattacharya:

1. Awarded with the Academic Excellence Award of NEIGRIHMS on 5th March 2016
2. Awarded Fellowship of the American College of Physicians (FACP) on September 01, 2015 by the Credentials Committee, American College of Physicians, Philadelphia, USA
3. Awarded Fellowship of the Indian College of Physicians (FICP) on 29th January 2016 by the Faculty Council of Indian College of Physicians at the 71st Annual Conference of the Associations of India (APICON 2016) at Hyderabad
4. Member, Board of Studies for Professional Courses offered by NEIGRIHMS by North Eastern Hill University (NEHU) in September 2014
5. Acted as Assessor (Inspector), Medical Council of India (MCI) for inspecting Post graduate teaching facilities of (i) Pondicherry Institute of Medical Sciences and Research, Pondicherry on 10-04-2015; (ii) Andhra Medical College, Visakhapatnam on 13-05-2015; (iii) Kakatiya Medical College, Warangal on 19-08-2105

Dr K G Lynrah:

1. Selected Member of IEC for human samples/participants of NEHU, Shillong
2. Resource person for Malaria training of MOs of Meghalaya

DEPARTMENT OF GENERAL SURGERY

FACULTY

Post	Sanctioned	Current status	Name
Professor & Head	1	1	Dr.Noor Topno
Associate Professor	2	2	Dr.Ranendra Hajong Dr.Arup Jyoti Baruah
Assistant Professor	3	2	Dr.Donkupar Khongwar Dr.Dathiadnam Tongper

Senior residents – 7 posts; 4 in position

Non academic Junior residents – 6 post; 5 in position

MS Surgery Post graduates : 6

Services provided:

1. OPD

The OPD is located in the ground floor of the OPD block, Room # 22 to 26. OPD functions on all days except notified holidays.

Timings are: 9 am -2 pm from Monday to Saturday

Average attendance 70 cases both old and new

The department apart from General Surgical cases handles basic Pediatric Surgery and Plastic surgery cases

2. Emergency Services: Round the clock on all days. With JRD, SRD and consultant on call

3. Operation Days

Thursday: 2 tables; 6-7 cases per OT day

Alternate Fridays: 1 table; 2-3 cases per OT day

4. Day care procedures:

Daily; OPD procedure room (Rom # 117)

5. OPD Endoscopy services: Monday – Saturday

Endoscopy for surgery department: 15 cases per week.

6. Inpatient services

34 bedded female surgery ward and 18 bedded male surgery ward which are shared by both the units.

Those patients requiring intensive care are managed in the Intensive Care Unit of the hospital under the aegis of the anesthesia department. All admissions are made in the name of the unit in charge, by the senior resident doctors in consultation with the Surgery consultant.

7. Teaching

The department caters to the requirements of MBBS, BSc nursing program and MS surgery 2 in number every year.

8. The major development of this department this year is the initiation of the post graduate program which was start from July, 2013, accommodating 2 students per batch.

Surgery department function as two units w.e.f 12th November, 2012

The functions of the unit will be as follows:

Unit I – Monday, Wednesday & Friday

Unit II – Tuesday, Thursday & Saturday

List of oral papers/posters presented

Sl.No	Authors	Title of presentation	Name of the Conference	Date	Venue	City
1	Dr. Noor Topno	Damage Control Surgery	ASICON 2015	17 th – 20 th December 2015	Dhanchiri Camp	Gurgaon
2	Dr. R. Hajong	Two port Laparoscopic Cholecystectomy- a simplified and safe technique	ICS-IS (61 st Annual Conference)	9 th – 11 th October 2015	BHARATI VIDYAPEETH DEEMED UNIVERSITY MEDICAL COLLEGE,	Pune
		Hepatic Hydatid Cyst presenting with obstructive Jaundice	ASICON 2015	17 th – 20 th December 2015	Dhanchiri Camp	Gurgaon
		Giant Infantile Hemangioma managed by Oral Corticosteroids	ASICON 2015	17 th – 20 th December 2015	Dhanchiri Camp	Gurgaon
3	Dr. Sandeep Ghosh	Role of Topical Phenytoin in wound healing	ASICON 2015	17 th – 20 th December 2015	Dhanchiri Camp	Gurgaon
4	Dr. Madhur Anand	Two Port Versus Three Port Laparoscopic Cholecystectomy: A Comparative Study	ASICON 2015	17 th – 20 th December 2015	Dhanchiri Camp	Gurgaon

Departmental projects (including thesis/dissertations):Ongoing

Sl.No	Title of project
1	Prof. Noor Topno, Dr. A.J.Baruah, Dr. Girish Sharma – A study on predictors of difficult laparoscopic cholecystectomy
2	Dr. R Hajong, Dr. D. Khongwar, Dr. K. Lenish Singh – A clinical study of various diagnostic modalities for diagnosis of Acute appendicitis
3	Dr. R. Hajong, Dr. A.J. Baruah – A study of fatty liver disease in patients undergoing cholecystectomy
4	Dr. A.J. Baruah, Dr. R. Hajong – A study of the safety and usability profile of closed versus open technique of laparoscopic primary peritoneal access port in patient undergoing routine laparoscopic cholecystectomy
5	Dr. D. Khongwar , Prof. Noor Topno – Comparison between topical & oral

	antibiotics for prophylaxis of inguinal hernia mesh repair
6	Dr. D. Khongwar , Prof. Noor Topno – Epidemiologic profile of burn patients attending NEIGRIHMS, hospital
7	Prof. Noor Topno, Dr. D. Tongper, Dr. Manash Pratim Boruah – Study of patients with blunt abdominal trauma at a tertiary care centre in North Eastern India
8	Dr. R Hajong, Dr. A.J. Baruah, Dr. Malaya Ranjan Dhal – A comparative study of post operative port-site pain after gallbladder retrieval from umbilical versus epigastric ports.

Completed

Sl.No	Title of project
1	Prof. Noor Topno, Dr. Y. Khonglah, Dr. Sandeep Ghosh – A study on Helicobacter pylori infection in patients with cholecystitis
2	Prof. Noor Topno, Dr. K.G.Lynrah, Dr. Madhur Anand – A study on gastrointestinal manifestations of Ascariasis

Collaborative Projects :Ongoing

Sl.No	Title of project	Collaborative department / institution
1	Shape memory actuated flexible endoscopes for diagnosis and surgery – DBT Project	IIT Guwahati

Awards, Honours and significant events:

Sl.No	Authors	Program/Conference	Date	Venue	City
1	Dr. R. Hajong	Won 3 rd Best Poster for Hepatic Hydatid Cyst presenting with obstructive Jaundice	17 th – 20 th December 2015	ASICON 2015	Gurgaon
		Prize for Best CGR Attendance	4 th – 5 th March 2016	NEIGRIHMS	Shillong

Total No of OPD patient from 1st April 2015 to 31st March 2016

OPD ATTENDANCE UNIT- I & II

Male (New)	Female (New)	Male (Old)	Female (Old)	Male (Referred)	Female (referred)	Unit-I	Unit-II
1872	1269	5415	4745	1878	1690	9193	7676

GRAND TOTAL OPD Patient UNIT- I & II = 15418

Total No of Ward Admission from 1st April 2015 to 31st March 2016

UNIT - I

Male	Female	Total
437	371	808

Total No of Ward Admission from 1st April 2015 to 31st March 2016

UNIT - II

Male	Female	Total
771	358	1129

GRAND TOTAL Ward Admission UNIT- I & II = 1937
Minor OT from 1st April 2015 to 31st March 2016

UNIT – I & II

Procedures	Unit – I	Unit-II	Total
Dressing	1507	1267	2774
Excision	162	144	306
Banding	10	10	20
Biopsy	41	24	65
Stitch removal	328	353	681
Threading	14	-	14
I&D	91	62	153
Aspiration & Injection	44	12	56
Phlebotomy	1	-	1
Circumcision	11	6	17
Suturing	13	16	29
RBS Monitoring	2	-	2
Debridement	31	27	58
FJ Removal	2	2	4
Dilatation of Phimosis	3	4	7
Reduction of Phimosis	1	-	1
Duoedenostomy	1	-	1
Amputation	2	3	5
FB Exploration	1	-	1
Tendon Repair	2	-	2
Nail Removal	1	2	3
3T-Tube Removal	1	1	2
Drain Removal	1	-	1
Release of Tongue Tie	2	-	2
Evacuation	1	-	1
Swab CS	-	4	4
Fixation of FJ Tube	-	1	1
Inj. Kenacort	-	16	16

Stitching	-	7	7
Hemorrhoidectomy	-	1	1
Exploration	-	2	2
Proctoscopy	-	3	3
Polypectomy	-	1	1
Removal of Foreign Body	-	1	1
Trucut Biopsy	-	7	7
Stapler removal	-	2	2
Tattoo removal	-	1	1
Total	2273	1979	4252

GRAND TOTAL Minor OT Procedure UNIT- I & II = 4252
Routine OT from 1st April 2015 to 31st March 2016

PROCEDURES
Open Appendectomy
Lap Cholecystectomy
Open Cholecystectomy
Open Cholecystectomy + CBD Exploration
Partial Cholecystectomy
Extended Cholecystectomy
Radical Cholecystectomy & Segmentectomy
Exploratory Laparotomy & Excision of GIST
Exploratory Laparotomy + Loop Cholecystojejunostomy
Gastrojejunostomy
D 2 Gastrectomy
Excision
Excision of Cholechal Cyst & Hepaticojejunostomy
Excision of Hemangioma
Excision + SSG + POP for Burn Wound Contracture
Hernioplasty
Herniotomy
Hemicolectomy
Hemorrhoidectomy
Hemorrhoidectomy + Fistulectomy
Fistulectomy
Herniotomy & Sac
Colostomy Closure
Ileostomy Closure
Trendelenberg Procedure
Truncal Vagotomy & GJ
Local Excision
APR

MRM
Circumcision
Total Thyroidectomy + MRND
Completion of Thyroidectomy
Adrenectomy
Wide Local Excision
Wide Local Excision ċ Flap Repair of BCC of Cheek
Wide Local Excision of SCC Scalp ċ Flap Repair
Wide Local Excision of Soft Tissue Sarcoma
Varicose Ligation & Sac Eversion
Extended Cholecystectomy
Pericystectomy
Pectopexy
Distal Pancreatectomy ċ Cystoantrostomy
Distal D 2 Gastrotomy
Cut down Suturing
Excision of Right sided Neck Mass
High Inguinal Orchidectomy
Mesh Repair for Incisional Hernia
Open Gastrostomy & Bezoar Extraction
Mastectomy
Total Mastectomy
Open Appendectomy
Interval Appendectomy
Fistulectomy
Orchidopexy
Transhiatal Esophagectomy
Jaboulay's Procedure
Whipple's Procedure
Below Knee Amputation
Left Had Field's Operation
Total Colectomy ċ Ileosectal Anastomosis
Splenectomy
Skin Grafting

GRAND TOTAL ROUTINE OT UNIT- I & II = 413

EMERGENCY OT from 1st April 2015 to 31st March 2016 : 247

DEPARTMENT OF MICROBIOLOGY

FACULTY

Post	Sanctioned	Current status	Name
Professor & Head	1	1	Dr. A. C. Phukan
Associate Professor	1	2	Dr. (Mrs) A. B. Khyriem Dr. (Mrs) W. V. Lyngdoh
Assistant Professor	2	1	Dr. (Mrs) Clarissa. J. Lyngdoh

Highlights :

During the reporting period patient care services are being provided to the beneficiaries through different diagnostic laboratories of the Department. Microbiological Surveillance of the Hospital is another activity of this Department. The Department also actively involves in execution of different National Health Programmes in the field of RNTCP, NACO, IDSP etc. The Department has been identified as a State Reference Laboratory for EQAS activity in HIV testing and development of trained human resource in the State of Meghalaya under NACO, India and Nodal Centre for North East India on Avian Influenza Surveillance Laboratory Network under IDSP in collaboration with National Centre for Disease Control, Delhi, Govt. of India.

The Department of Microbiology, NEIGRIHMS in association with ICAR Research Complex for North Eastern Hill Region, Umiam successfully organized and conducted the **XXIV National Conference – “VIROCON – 2015”** of the Indian Virological Society with the theme, **“Transboundary Viral Diseases under One Health: Perspectives and Challenges”** w.e.f. 8th to 10th Oct, 2015 in NEIGRIHMS which was attended by academicians, scientists, scholars and students from across the country and abroad.

Education :

Academically, the Department has been conducting MD Microbiology Course since May, 2009 with an intake of 2 (two) Post-Graduate Students per year which was increased to 3 PG Students from the Academic Session 2014 - 2017. The Post-Graduate teaching programme covers weekly Journal Club, Seminar and Practical Laboratory Exercise wherein relevant topics of recent developments are discussed.

The MBBS course in the Department has been started in August, 2009 with 50 students. The teaching activities for the MBBS include theory classes, tutorials, seminars and demonstration with practical classes.

CMEs/Workshops/Symposia/National & International Conference :

a) Dr. A. C. Phukan

- Attended the **Joint Monitoring Mission (JMM) for RNTCP** organized by WHO & RNTCP as **Member of the Joint Review Team** w.e.f. 10th to 20th April, 2016
- Attended the **“Regional Consultative Workshop on Swine Flu Pandemic and other Emerging Infectious Diseases”** organized by NEC in collaboration with Academy of Respiratory Medicine, India & NEIGRIHMS, Shillong on 24th & 25th April, 2015 at

NEC, Shilong as Organizing Secretary and presented a Scientific Paper on ***“Emerging & Re-emerging Infectious Diseases with special reference to North East”***

- Attended the **Training of Medical officer on Vector Borne Diseases** at Pasteur Institute, Lawmali, Shillong on 18th May, 2015 as **Resource Person**
- Attended the **National Task Force Core Committee Meeting, RNTCP** held at Nirman Bhawan, New Delhi on 21st Aug, 2015
- Attended the **2nd Annual North East Health Care Expansion Summit** held at Guwahati on 3rd & 4th Sept, 2015 as **Panel Member**
- Attended **NTCP National Review Meeting of STOs & Consultants** at Nagpur on 16th Sept, 2015
- Attended the **Training Workshop on Outbreak Investigation, Bio-Safety & etc.** at NIV, Pune (In connection to the VRDL) from 21st to 23rd Sept, 2015
- Attended the **Zonal Task Force Workshop (RNTCP)** at Agartala Govt. Medical College, Tripura on 7th & 8th Dec, 2015 as Chairman of the ZTF, NE Zone & STF, Meghalaya
- Attended **NTF Meeting of RNTCP** as Chairman of ZTF (NE Zone) & STF (Meghalaya) held at Trivandrum on 15th & 16th Feb, 2016
- Attending **Training of Trainer for implementing Laboratory Quality Management System** at ICTCs held at Dimapur, Nagaland on 29th & 30th March, 2016

b Dr. A. B. Khyriem

- Attended the **Biosafety awareness programme and Workshop on culture of responsibility, pathogen inventory management and fundamentals of working in biosafety cabinets** at ICAR-Research Complex for NEH Region Umiam on 21-22 August 2015
- Attended and completed the **Basic Life Support (BLS) for Healthcare providers** held at NEIGRIHMS on 16th June 2015.
- Attended and participated in the **XXIV National Conference of Indian Virological Society (IVS) VIROCON 2015** organized by Dept. of Microbiology, NEIGRIHMS from 8th-10th Oct 2015.
- Attended the **International Workshop on Harmonization-Good Clinical Practice & Ethical Biomedical Research** on 29th Aug 2015 at NEIGRIHMS

c) Dr. W. V. Lyngdoh

- Attended the **“Basic Life Support Training Course”** held in NEIGRIHMS, Shillong on 15th June, 2015
- Attended the **“Comprehensive Training Course for Laboratory Personnel (Solid, Culture, Liquid, LPA & CBNAAT)”** at NTI, Bangalore w.e.f. 24th Aug to 6th Sept, 2015
- Attended the **XXIV National Conference of Indian Virological Society - VIROCON 2015** organized by Deptt. of Microbiology, NEIGRIHMS w.e.f. 8th to 10th Oct, 2015.
- Attended the **“Workshop to promote the use of ICD-10 Codes in Tertiary Care Hospital & Medical Colleges”** held at NEIGRIHMS, Shillong on 18th Nov, 2015
- Attended the **Conference on Anti-microbial Resistance** w.e.f. 23rd to 25th Feb, 2016 at New Delhi, organized by Ministry of Health and Family Welfare, Govt. of India and WHO.

- Attended the **State level training on RNTCP for Laboratory Technicians** w.e.f.8th to 11th Feb 2016 as **Master Trainer & Resource Person**

d) Dr. C. J. Lyngdoh

- Attended the **Hands on training on Rickettsial infections with special reference to Scrub Typhus** at NCDC, New Delhi from 27th-29th May, 2015
- Attended the **Basic Life Support Training Course** organized by ME Department, NEIGRIHMS on 15th June, 2015
- Attended the **International Workshop on Harmonization-Good Clinical Practice & Ethical Prospective of Bio-Medical Research** conducted by MEU, NEIGRIHMS on 29th Aug, 2015
- Attended the Biosafety Awareness Programme & Workshop on “**Culture of Responsibility**” “**Pathogen Inventory Management**” & “**Safety is the rule: Fundamentals of working with Biosafety Cabinets**” organized by ICAR-NEH Region, ASM and SBS at ICAR- Research Complex for NEH Region, Umiam, Meghalaya on 21st and 22nd Aug, 2015
- Attended the **Workshop on Research Methodology** organized by MEU, NEIGRIHMS from 21st- 24th Sept, 2015
- Attended the **XXIV National Conference of Indian Virological Society (IVS) - VIROCON 2015** organised by Deptt. of Microbiology, NEIGRIHMS, Shillong in association with ICAR RC for NEH Region, Umiam, Meghalaya at NEIGRIHMS, Shillong from 8th – 10th Oct, 2015
- Attended the **North East Zonal Operational Research Workshop (RNTCP)** organized by STF, NEIGRIHMS in collaboration with State TB Office, Meghalaya and CTD, MoHFW, GOI, New Delhi on 5th and 6th Feb, 2016
- Attended the Conference on **Antimicrobial Resistance (AMR)** organized by the MoH&FW, GoI, with support from the WHO on 23rd, 24th and 25th Feb, 2016

Lectures delivered at CMEs, National & International Conferences :

Dr. A. B. Khyriem

Sl. No.	Title of talk	Name of the CME/Conference	Date	Venue	City
1	Guest Lecture on “ Infection control & needle stick injury immunization & Chemotherapy for protection ”	Orientation Programme for 1st Year PG & Post Doctor Students	29 th July, 2015	NEIGRIHMS	Shillong

Dr. W.V.Lyngdoh

Sl. No.	Title of talk	Name of the CME/Conference	Date	Venue	City
1	Lecture on, Identification of Malaria Parasite	Continuing Medical Laboratory Technology Education	24 th & 25 th July, 2015	NEIGRIHMS	Shillong
2	Lecture on, Microteaching	Basic Course Workshop on Medical Education Technologies for Resident Doctors	22 nd & 23 rd July, 2015	NEIGRIHMS	Shillong
3	Lecture on HIV Basics	Induction Training on Harm Reduction for Doctors and Nurses of IDU	28 th Sept. to 1 st Oct, 2015	NEIGRIHMS	Shillong

List of oral papers/posters presented :

Sl No	Authors	Title of presentation	Name of the Conference	Date	Venue	City
1	A.C. Phukan	Emerging & Re-emerging Infectious Diseases with special reference to North East	Regional Consultative Workshop on Swine Flu Pandemic & other Emerging Infectious Diseases in NE India	24 th & 25 th April, 2015	NEC, Shillong	Shillong
2	A.C.Phukan & R.G.Rangoth	STF Activities on RNTCP in Meghalaya State (NEIGRIHMS)	Zonal Task Force Workshop (RNTCP)	7 th & 8 th Dec, 2015	AGMC, Agartala	Agartala
3	A.C.Phukan & R.G.Rangoth	Activities of Medical Colleges in NE India on implementation of RNTCP	National Task Force Workshop (RNTCP)	15 th & 16 th Feb, 2016	Trivandrum	Trivandrum
4	V Singh, I Bora, WV Lyngdoh, AB Khyriem, CJ Lyngdoh.	A Menace of <i>Candida</i> biofilms : Prospective study among the ICU patients in tertiary health care centre in NE India.	11 th National Conference of Indian Human and Animal Mycologists (SIHAM – 2016)	18 th – 20 th Mar, 2016	Indira Gandhi Medical College	Shimla
5	Elantamilan D, WV Lyngdoh, S Gupta	<i>Candida tropicalis</i> - A study of virulence factors and anti-fungal susceptibility profile of the clinical profile of the clinical isolates of an emerging non-albicans <i>Candida</i> spp.	-do-	-do-	-do-	-do-
6	Bora I, Dutta V, Lyngdoh WV, Khyriem AB, Lyngdoh CJ, Singh V.	Prevalence of Non-albicans Candidemia in a tertiary care hospital in NE India.	-do-	-do-	-do-	-do-
7	V Dutta, I Bora, AB Khyriem, Elantamilan D, AC Phukan.	Nosocomial <i>Candida</i> infection in ICUs of a Tertiary Care Centre in NE India.	-do-	-do-	-do-	-do-
8	Lyngdoh CJ, Bora I, Lyngdoh WV, Khyriem AB, Dass R, Dutta V.	Urinary Tract Infection in Pediatric Population : Etiology and resistance Pattern. Scientific Abstract Publication Book	6 th Convocation, Annual Day, NEIGRIHMS	4 th & 5 th March, 2016	NEIGRI HMS	Shillong
9	Elantamilan D, Khyriem AB, Lyngdoh WV, Dutta V.	A Prospective study on antimicrobial resistance in <i>Neisseria gonorrhoeae</i> : a re-emerging pathogen. Scientific Abstract Publication Book	-do-	-do-	-do-	-do-
10	J Rajbongshi, WV Lyngdoh, P Bhattacharyya, AB Khyriem,	Detection of New Delhi Metallo-B-Lactamase-1 (Ndm-1) Producing Enterobacteriaceae In ICU,	-do-	-do-	-do-	-do-

	Elantamilan D.	NEIGRIHMS. Scientific Abstract Publication Book				
11	P Chakraborty, AB Khyriem, WV Lyngdoh, S Gupta, SG Duwarah.	Paragonimus & Paragonimiasis In Meghalaya – Invasion of Greener Pastures? Scientific Abstract Publication Book	-do-	-do-	-do-	-do-
12	Elantamilan D, TS Devi, Lyngdoh WV, Banik A, Khyriem AB, Bhattacharyya P, Barman B, Phukan AC.	Comparative evaluation of conventional (manual) blood culture system and BacT/ALERT 3D (automated) blood culture system in a Tertiary care hospital. Scientific Abstract Publication Book	-do-	-do-	-do-	-do-
13	V Singh, I Bora, WV Lyngdoh, AB Khyriem, CJ Lyngdoh.	A Menace of Candida biofilms : Prospective study among the ICU patients in tertiary health care centre in North East India. Scientific Abstract Publication Book	-do-	-do-	-do-	-do-
14	Elantamilan D, WV Lyngdoh, S Gupta, D. Paul	Candida tropicalis- A study of virulence factors and anti-fungal susceptibility profile of the clinical profile of the clinical isolates of an emerging non-albicans Candida spp.	-do-	-do-	-do-	-do-

Collaborative Research Projects:Ongoing :

Sl. No.	Title of the Project	Name of Principal Investigator	Funded by (Name of funding agency)	Duration (year)	Start year-end year	Total funds sanctioned (Rs.)
1	Surveillance of Chickungunya virus activity in Assam and Meghalaya	Dr. A. C. Phukan	ICMR, GoI	3 years	2014 – 17	Rs. 18,57,200/-
2	Evaluation of loop mediated isothermal amplification and polymerase chain reaction in clinically suspected and radiologically confirmed neurocysticercosis patients – ECD	Dr. A. C. Phukan	ICMR, GoI	3 years	2014 – 17	Rs. 44,10,954/-
3	Avian Influenza Surveillance Laboratory Network	Dr. A. C. Phukan	IDSP, GoI	6 years	2011 – 17	Rs. 11,20,000/-
4	State Level Viral Research & Diagnostic Laboratory	Dr. A. C. Phukan	DHR, GoI	5 years	2014 – 19	Rs.2,97,00,000/-
5	Epidemiological typing of <i>Burkholderia cepacia</i> complex and <i>Stenotrophomonas maltophilia</i> from septicaemic patients in the North East India	Dr. W. V. Lyngdoh	DBT, GoI	3 years	2015 – 18	Rs. 8,25,000/-

Completed :

Sl. No.	Title of the Project	Name of Principal Investigator	Funded by (Name of funding agency)	Duration (year)	Start year-end year	Total funds sanctioned (Rs.)
1	Antifungal susceptibility testing and genotyping of cryptococcal isolates from Delhi and other parts of India	Dr. A. C. Phukan	DBT, GoI	3 years	2012 – 15	Rs. 12,04,000/-
2	Class B Carbapenemase producing Gram negative Bacilli : Molecular epidemiology and analysis of genetic environment of the drug resistant determinant in elucidating its transmission dynamics	Dr. A. B. Khyriem	UGC	3 years	2013 – 15	Rs. 1,56,000

Departmental projects (Including thesis/dissertations)**PG Thesis (Ongoing) :**

Sl. No.	Title of MD Thesis
1	A Clinico bacteriological study of musculoskeletal tuberculosis among the patients attending tertiary health care centre in North Eastern India (Guide : Dr. A. C. Phukan)
2	Multiplex polymerase chain reaction for diagnosis of Enteric infections associated with Diarrhergenic Escherichia Coli (DEC) – DBT funded (Guide : Dr. W. V. Lyngdoh)
3	Detection of mecA Gene from the clinical isolates of Staphylococcus aureus – DBT funded (Guide : Dr. A. B. Khyriem)
4	Study of Haemorrhagic Fever Diseases of Crimean Congo Haemorrhagic Fever Virus and Dengue Virus origin among patients attending NEIGRIHMS, Shillong (Guide : Dr. A. C. Phukan)
5	Evaluation of PCR for the diagnosis of febrile illness cases in special reference scrub typhus (Guide : Dr. W. V. Lyngdoh)
6	Antimicrobial Resistance Pattern of <i>Helicobacter pylori</i> in a Tertiary Care Hospital in North East India (Guide : Dr. A. B. Khyriem)

PG Thesis (Completed) :

Sl.	Title of MD Thesis
1	Study of viruses affecting the upper respiratory tract in paediatric patients attending NEIGRIHMS, Shillong with special reference to Respiratory Syncytial Virus (Guide : Dr. A. C. Phukan)
2	Detection of New Delhi Metallo-B-Lactamase-1 Producing Enterobacteriaceae in Intensive Care Unit, NEIGRIHMS – DBT funded (Guide : Dr. W. V. Lyngdoh)

Intramural (Ongoing) :

Sl.	Title of Project
1	Fungal infections in Intensive Care Unit : A prospective study (PI : Dr. W. V. Lyngdoh)
2	Comparative evaluation of single or multiple specimens from central and peripheral lines in conventional and Bact/ALERT blood culture systems in a Tertiary care hospital (PI : Dr. W. V. Lyngdoh)
3	An attempt to formulate an antibiotic policy in NEIGRIHMS : A pilot study (PI : Dr. W. V. Lyngdoh)
4	Emergence of Linezolid resistance among Gram positive isolates in NEIGRIHMS (PI : Dr. W. V. Lyngdoh)

Intramural (Completed) :

Sl.	Title of Project
1	Detection and Identification of Candida species in patients with clinical cervico vaginal infections (PI : Dr. W. V. Lyngdoh)
2	Mycological profile of onychomycosis in Meghalaya (PI : Dr. W. V. Lyngdoh)
3	Composition and antimicrobial resistance pattern of microbial flora on the hands of health care personnel (Co-Investigator : Dr. W. V. Lyngdoh)

Patient care :

1. Total Patients Investigated : **57,664**
2. Total Lab. Tests Done : **4,35,587**

Bacteriolog y	Mycobacteri a	Serolog y	Parasitolog y	Mycolog y	Virolog y	Total
3,54,051	3,671	62,423	4,464	7,873	3,105	4,35,587

Awards, Honours and significant events : Nil

Visiting Scientist : Dr. Soumya Swaminathan, Secretary, DHR and DG-ICMR, Govt. of India, New Delhi visited the Department on 7th October, 2015.



DEPARTMENT OF NEUROLOGY

FACULTY

Post	Sanctioned	Current status	Name
Professor	1	-	Vacant
Associate Professor	1	1	Dr.Shri Ram Sharma
Assistant Professor	2	1	Dr.Masaraf Hussain

Senior Resident : 2 (two)

Highlights:

There has been a progressive expansion in the department of neurology since the time of inception in 2008. The OPD attendance has gone up, as in the indoor services, which have also increase several folds. The specialty clinic have been introduced gradually since 2008 to provide more focused and multidisciplinary patient care services in the field of Epilepsy, Headache Movement disorder, Dementia, Neuro behavior disorder, neuromuscular disorder and Mental Retardation. This Department is situated at 3rd floor with 3 consultations chamber and Neuro Physiology Lab.

Education:

- ❖ Undergraduate classes
- ❖ Neuroradiology weekly seminar
- ❖ Training Program for Senior Resident/Junior Residents
- ❖ Observership for DNB students (Nominated from designated hospitals)
- ❖ BSc Nursing classes

CMEs/Workshops/Symposia/National & International Conference:

- ❖ Neurology Colloquium, New Delhi 2015
- ❖ Child Neurocon 2015 KOLKATA
- ❖ International Neuroupdate 2015, Jaipur
- ❖ India –UK Seminar 2015
- ❖ International Neurology Update 2015-Sleep and the Neurologist Mumbai
- ❖ Indian Spasticizing Treatment & Rehabilitation Program (under Indian Academy of Neurology): Mumbai

List of oral papers/posters presented:

<i>Sl. No</i>	<i>Authors</i>	<i>Title of presentation</i>	<i>Name of the Conference</i>	<i>Date</i>	<i>Venue</i>	<i>City</i>
1	Dr. Shri. Ram.Sharma	Bio-Repository of DNA In Stroke (BRAINS): A study protocol involving Three ancestral populations	Annual day NEIGRIHMS	4 March 2015	NEIGRIHMS	Shillong

Research:Ongoing:

<i>Sl. No</i>	<i>Title of the project</i>	<i>Name of Principal investigator</i>	<i>Funded by (Name of funding agency)</i>	<i>Duration (Year)</i>	<i>Start Year - End year</i>	<i>Total funds sanctioned (Rs.)</i>
1	Bio-Repository of DNA In Stroke (BRAINS): A study protocol involving Three ancestral populations	Dr. Shri. Ram.Sharma	DBT, GOI	3 years	2014	8 lacs

Collaborative Projects:Ongoing

<i>Sl.No</i>	<i>Title of the project</i>	<i>Collaborating department/institution</i>
1	Evaluation of loop mediated isothermal amplification and polymerase chain reaction in clinically confirmed Neurocysticercosis patients	Microbiology Department, NEIGRIHMS

Patient Care:

- ❖ OPD's clinics attended per month: 26 days per month
- ❖ IPD duties assigned and done per month
- ❖ Procedures/surgeries undertaken: Botox, tpa, NCV, EMG, EP
- ❖ New techniques developed: Botox, tpa
- ❖ New Services started Creation of disease management Programs for care-continuum: new department started
- ❖ Destination programs (High excellence): fellowship in movement disorder, start DM courses
- ❖ Interdisciplinary clinical treatment that are pace setters for other systems to adopt: neuroradiology, neuropathology, neurorehabilitation,neuroophthalmology,Neurootologyetc
- ❖ Development of new models/care delivery methods: mobile stroke unit, autonomic Function testing laboratory

DETAILED STATISTICS OF NEUROLOGY DEPARTMENT:

Total number of Inpatients admitted : 1216

Diagnosis: In Patients:

CVA	478
Headache	36
Epilepsy	223
Dementia	18

Movement disorders	20
Ataxic disorders	7
MND	8
Myelopathy	48
Demyelinating disease	86
CNS Infections	128
Peripheral neuron	84
NMJ disorders	18
ICSOL	25
HKPP	17
PIVD	20
Total	1,216

Total Number of Out Patients : 20,836
Out Patient & In Patient:

EEG	NCV	VEP	BAEP	EMG
958	247	10	05	11

Awards, Honors and significant events:

First prize for best scientific publication published in indexed peer reviewed journal
 NEIGRIHMS Annual Day -2015-2016

DEPARTMENT OF NEUROSURGERY

FACULTY

Post	Sanctioned	Current status	Name
Professor	1	-	Vacant
Associate Professor	1	1	Dr.Arindam Kakoti
Assistant Professor	2	1	Dr.Amrit Kumar Saikia

Sen
ior
Res

ident Doctor – 4

Junior Resident Doctor – 3

Highlights: Neurosurgery OPD was started functioning from April 2013 and is located in the second floor of the Hospital building Room no.202,203,204, OPD functions on all days except Sundays and notified holidays.

Timings are 9:00AM to 4:00Pm from Monday to Saturday.

Average attendance, 35 cases per OPD day both old and new.

Emergency Services: Round the clock on all days, with SRD, JRD and consultant on call

Operation days: Monday and Wednesday, average 2 cases per OT day.

Education:

CMEs/Workshops/Symposia/National and International Conferences:

Name of Faculty member: Dr. Arindom Kakati

1. National Workshop on Skill Building for Systematic Review from 16th - 18th September 2015 at Guwahati
2. ZTF workshop, North East Zone 7th - 8th December 2015 at Agartala Government Medical College, Tripura.

Patient Care: Neurosurgery ward was started from June 2013. The 22 bedded ward is situated below the ground floor of the main Hospital building in the right wing of the Hospital. Those patients requiring intensive care are managed in the Intensive Care Unit of the Hospital, under the aegis of the Anaesthesia and Paediatric Department. Patients requiring intensive care are managed in the Paediatric Intensive Care Unit under the Aegis of the Paediatric Department. All admissions are made in the name of the unit in charge, by the Senior Resident Doctors in consultation with the Neurosurgery consultant.

Awards, Honours and significant events:

Annual Research Presentation:

- Third prize in Faculty paper
- Third prize in Senior Resident paper
- Second prize in Senior Resident poster

OPD Attendance

No. of Patients Male	No. of Patients Female	Total
2079	1540	3619

Total No. of Patients Attended OPD-3619 Nos

All cases registered with the Department first

No separate follow up OPD for now.

NEUROSURGERY WARD ADMISSION

Male	Female	No. of admission
471	220	691

Total No. of Patients Admitted in the Ward from April 2015 to March 2016 – 691 nos

Admissions made from OPD – Routine cases

Casualty – Emergency cases.

All routine admissions through prior appointment only.

Male, female and pediatric cases are admitted to segregated area of the ward.

Paying ward admissions done through the consultant only.

ICU ADMISSION

Male	Female	Total
131	56	187

Total No. of Neurosurgery patients in ICU-187 nos

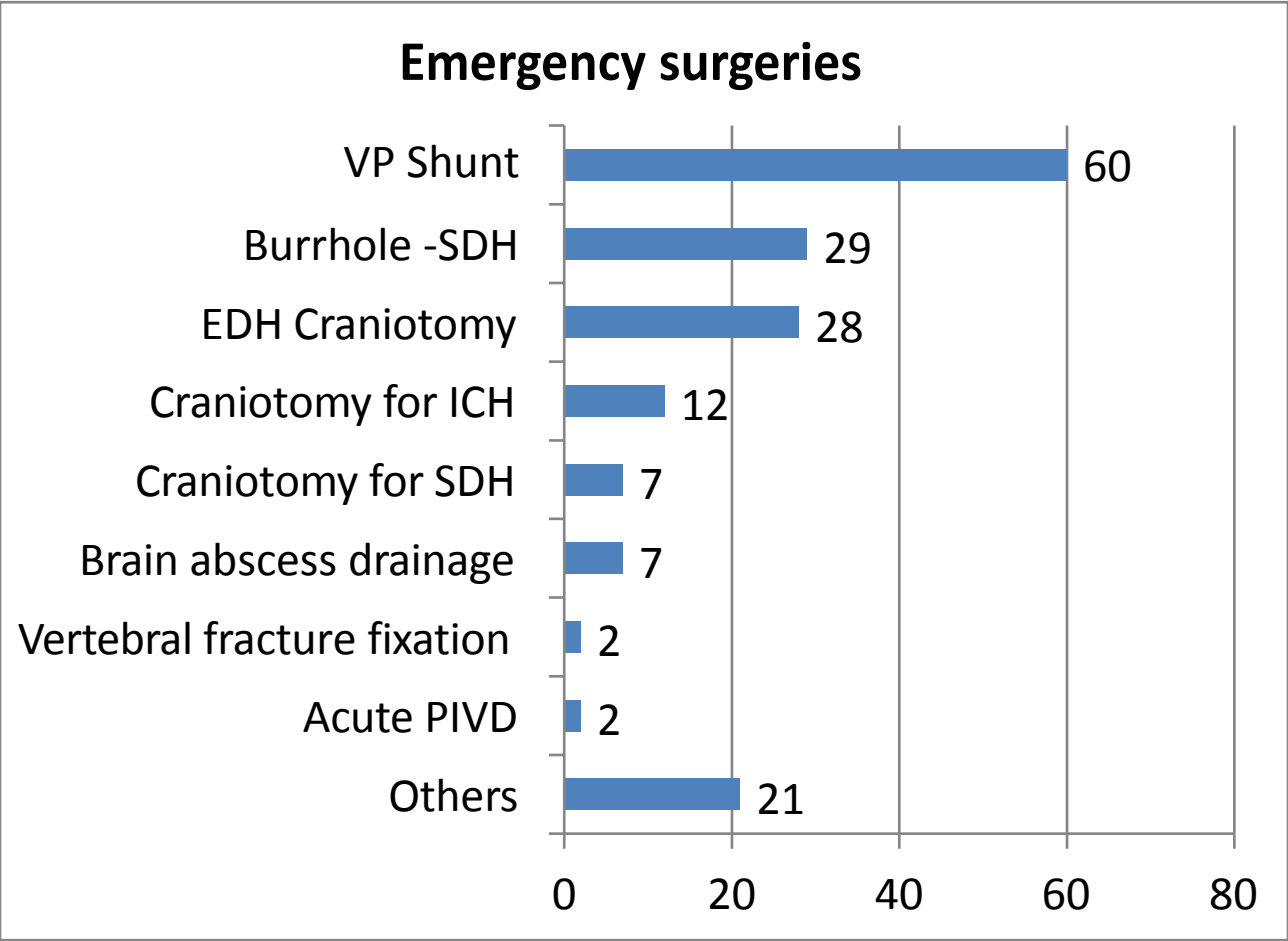
EMERGENCY ADMISSION

Male	Female	Total
407	137	544

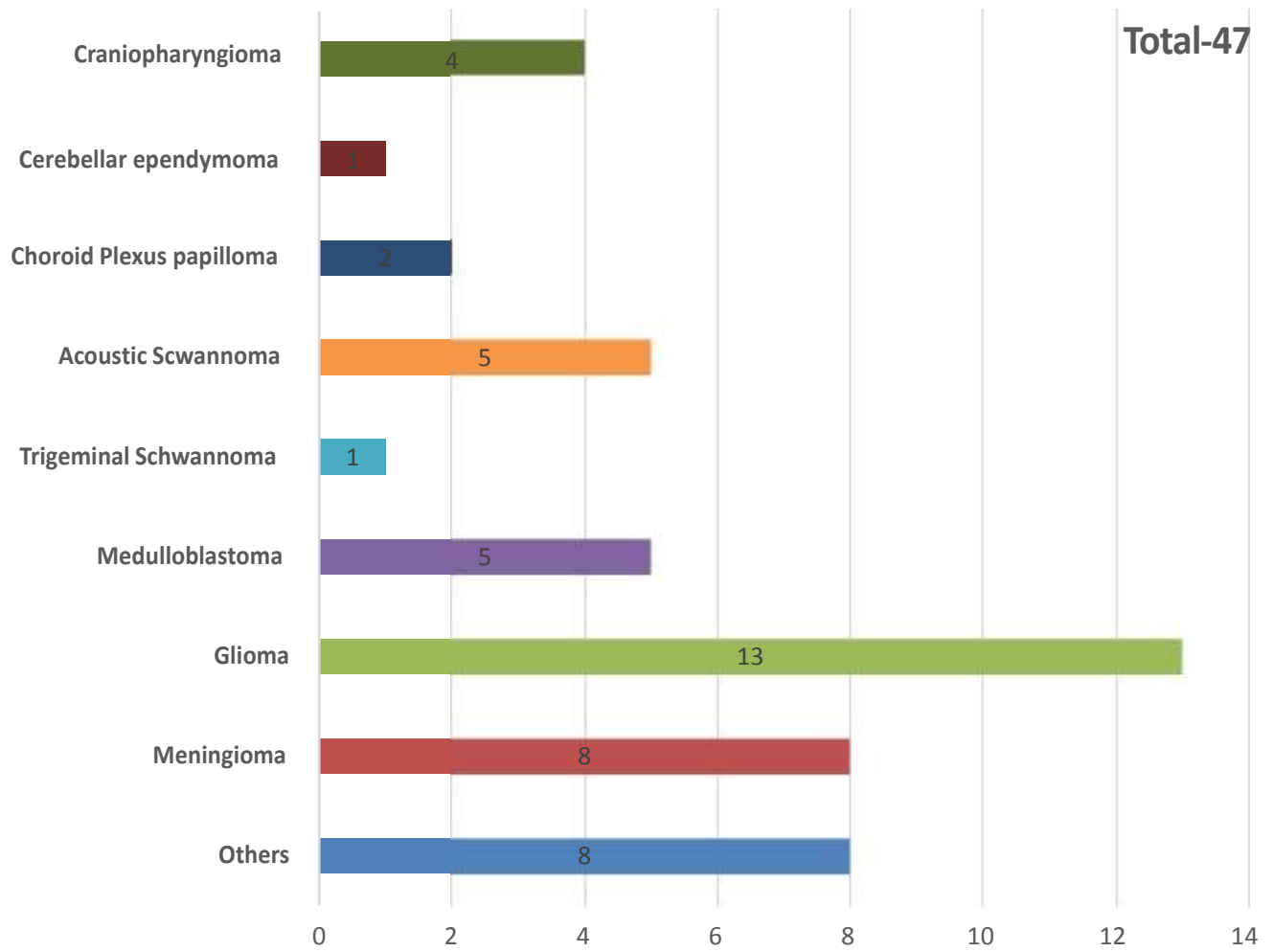
Total No. of Emergency cases from Casualty- 544 Nos

Statistical data of Emergency OT of Neurosurgery, NEIGRIHMS
FROM April 2015 to March 2016

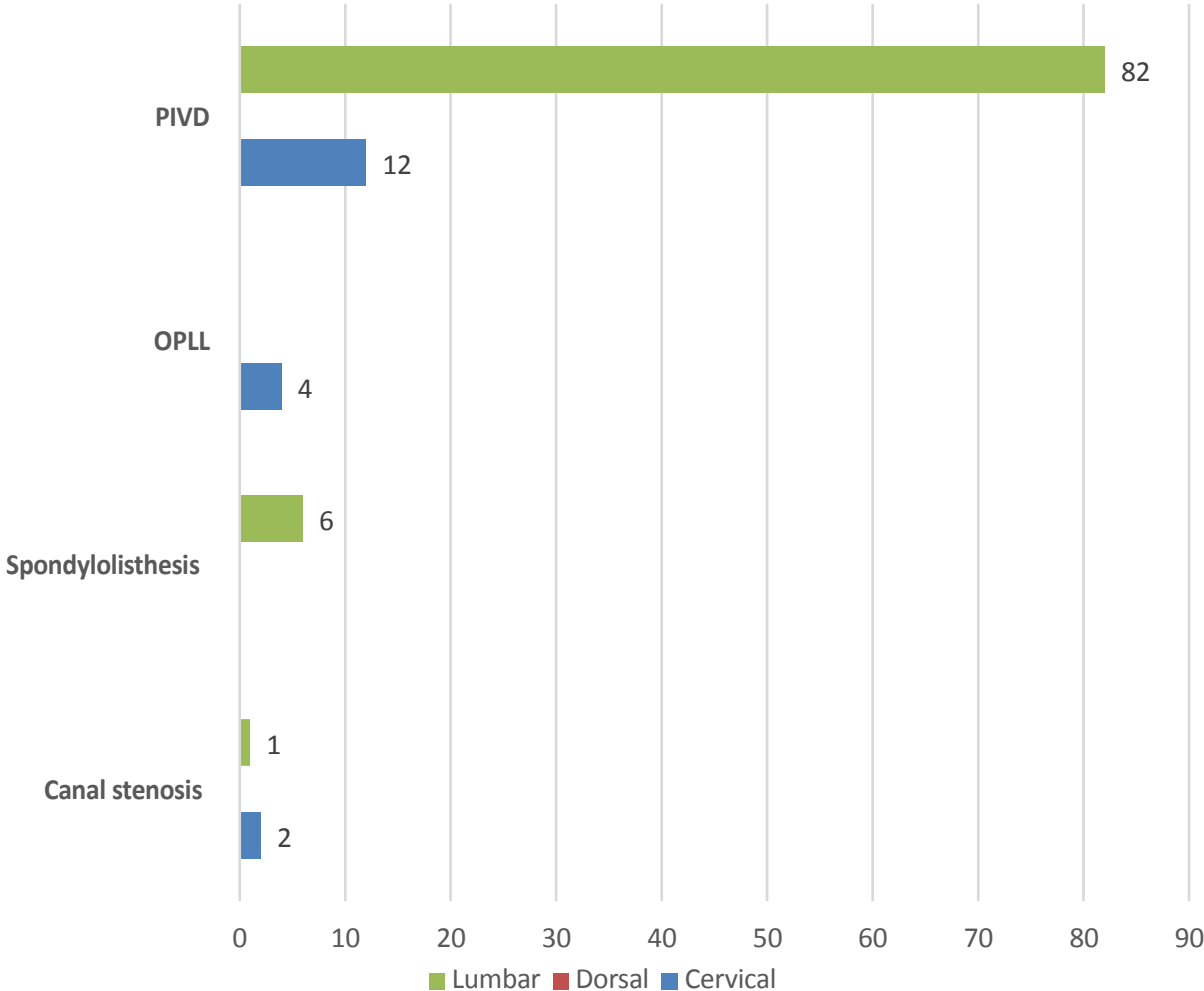
Emergency surgeries



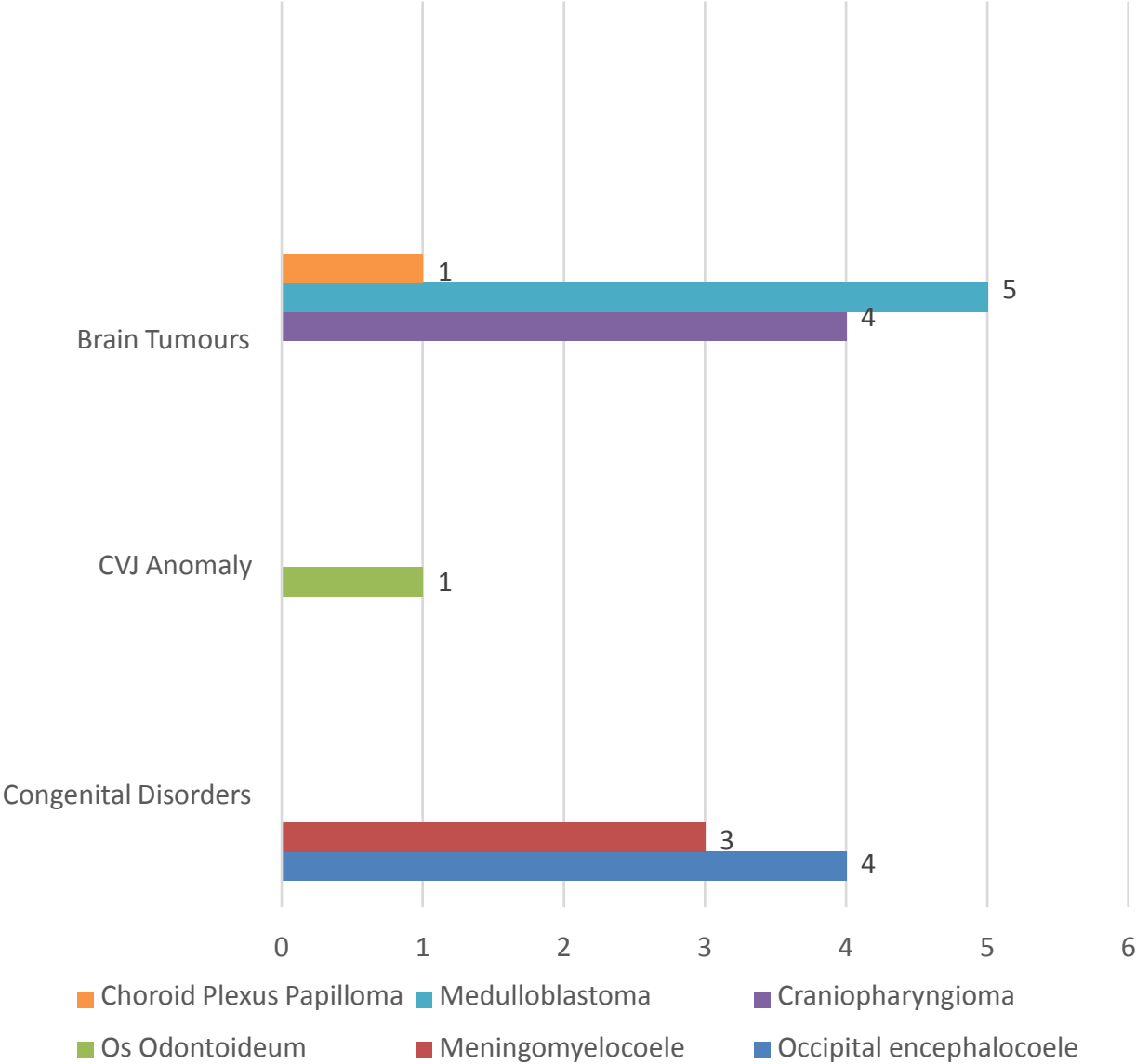
BRAIN TUMOURS



DEGENERATIVE SPINE DISORDERS



PAEDIATRIC NEUROSURGICAL DISORDERS



DEPARTMENT OF OPHTHALMOLOGY

FACULTY

Post	Sanctioned	Current status	Name
Professor	1	1	Dr. Prasanta K. Goswami
Associate Professor	1	1	Dr. Tanie Natung
Assistant Professor	2	2	Dr. Lanalyn Thangkhiew Dr. Benjamin Nongrum

Senior Residents : 2
Junior Residents : 2

HIGHLIGHTS:

I. Eye OPD:

Department of Ophthalmology runs OPD from Monday to Saturday. The average attendance of patients from **April, 2015 to September, 2016 is 1742 per month**. Specialty clinics viz. the 'Medical Retina Clinic' and 'Squint Clinic' are being conducted every Thursday (I/C - Dr.T.Natung) and Glaucoma Clinic every Wednesday (Dr. B. Nongrum with Dr. L.Thangkhiew).

II. Eye O.T. –

Eye operations like Phacoemulsification and SICS, Strabismus surgeries, Trabeculectomy, Dacryocystorhinostomy, Oculoplasty and Orbit cases are routinely done. Injury cases are common and repaired accordingly.

III. Eye Ward: -

A 10 (ten) bedded Eye Ward for both male and female patients.

EDUCATION:

Undergraduate MBBS course is provided for 2nd and 3rd year students. Classes are held for theory twice a week, clinics daily, demonstration classes twice a week. Apart from that, Undergraduate seminar is held on alternate Saturday. Theory classes for the Bsc. Nursing students were conducted and bedside clinics were also held. Classes, case discussions and departmental CMEs were held every month in the department. The department also took active participation in the interdepartmental CMEs conducted every Saturday. Rounds for interns, Residents were conducted daily.

Lectures delivered at CMEs, National and International Conferences

Name of Faculty member: Dr. Tanie Natung

Sl. No.	Title of talk	Name of the CME/Conference	Date	Venue	City
1.	Sample Size Calculation and Statistical Plan	Orientation programme for the first year Post Graduate and Post Doctoral Students -2015	29 th July, 2015	NEIGRIHMS	Shillong
2.	Curriculum	Basic Course Workshop in Medical Education Technologies	22 nd -23 rd July, 2015	NEIGRIHMS	Shillong
3.	Basics of surgeries in Concomitant Strabismus	SAARC Submit of Ophthalmology	19 th -20 th September 2015	Nalbari Eye Hospital	Nalbari, Assam
4.	Systematic Review	Departmental CME	14 th October, 2015.	Dept. of Ophthalmology NEIGRIHMS	Shillong

Dr. L. Thangkhiew attended the following Workshop/CME

- attended “Basic Life Support” (BLS) Workshop on April 2015, NEIGRIHMS
- attended “Glaucoma Connect 2015” organised by Glaucoma society of India, under the aegis of Bombay Ophthalmologists Association and Maharashtra Ophthalmological Society from 2nd to 4th October, 2015 at Mumbai.
- Participated in Pre Conference Workshop of the Second North East Zonal Conference of IAPSM on ‘Biostatistics’ held on 15th October, 2015 at NEIGRIHMS, Shillong.
- attended the IX Ocular Trauma Society Meet – India, organised by Sri Sankaradeva Netralaya under the aegis of Ophthalmological Society of Assam, 31st Oct-1st Nov, 2015

Dr. Benjamin Nongrum attended the following Workshop/CME

- attended “Basic Life Support” (BLS) Workshop on 24th April 2015, NEIGRIHMS.
- attended “Glaucoma Connect 2015” organised by Glaucoma society of India, under the aegis of Bombay Ophthalmologists Association and Maharashtra Ophthalmological Society from 2nd to 4th October, 2015 at Mumbai.
- Participated in Pre Conference Workshop of the Second North East Zonal Conference of IAPSM on ‘Biostatistics’ held on 15th October, 2015 at NEIGRIHMS, Shillong.
- attended the IX Ocular Trauma Society Meet – India, organised by Sri Sankaradeva Netralaya under the aegis of Ophthalmological Society of Assam, 31st Oct-1st Nov, 2015.
- attended workshop on Research & Methodology conducted by ICMR & NIE, Chennai on the 22nd – 24th Sept, 2015 in NEIGRIHMS.

List of oral papers/posters presented:

Sl. No.	Authors	Title of presentation	Name of the Conference	Date	Venue	City
1.	Natung T.	Basics of Surgeries in Strabismus	SAARC Summit of Ophthalmology	19 th -20 th Sept, 2015	Nalbari Eye Hospital	Nalbari
2.	Natung T.	“SPSS” at the preconference workshop on “Biostatistics”	2 nd North East Zonal conference of IAPSM	16 th -17 th Oct, 2015	NEIGRIHMS	Shillong
3.	Natung T.	Sample Size and Statistical analysis Plan.	Orientation Programme for Post Graduate and Post Doctoral students	29 th July, 2015	NEIGRIHMS	Shillong
4.	Natung T.	Comparison of sutureless, glueless pterygium surgery versus conjunctival autografting with sutures in Primary, Advanced pterygium.	74 th All India Ophthalmological Conference 2015	25 th -28 th Feb, 2016	Science City – Milan Mela Complex	Kolkata
5.	Natung T.	Comparison of sutureless, glueless pterygium surgery versus conjunctival autografting with sutures in Primary, Advanced pterygium.	6 th Convocation, Annual Day (Research Presentation Programme)	4 th – 5 th Mar, 2016	NEIGRIHMS	Shillong
6.	Natung T., Co-Author	Comparison of Intraocular Pressure and Central Corneal Thickness in Non-Glaucomatous North-East Indian Tribals versus General Indians.	6 th Convocation, Annual Day (Research Presentation Programme)	4 th – 5 th Mar, 2016	NEIGRIHMS	Shillong

7.	Thangkhiew L.	Orbital diffuse large B cell lymphoma in a Paediatric patient- A rare case report.	6th Convocation, Annual Day (Research Presentation Programme)	4 th -5 th Mar, 2016	NEIGRIHMS	Shillong
8.	Nongrum B.	Comparing Corneal astigmatism in control in Leprosy patients as compared to their age-matched normal population.	6th Convocation, Annual Day (Research Presentation Programme)	5 th Mar, 2016	NEIGRIHMS	

Departmental projects (including thesis/dissertations):Ongoing

S.No.	Title of project
1.	Ocular Biometry and Body Mass Index in cataract surgery candidates of a tertiary care centre of North-East India.

Collaborative Projects: Ongoing

Sl. No.	Title of project	Collaborating department/institution
1.	Measurements of Normal Orbital Structures in Healthy Indian Eyes using Magnetic Resonance Imaging.	Dept. of Radiology & Imaging, NEIGRIHMS
2.	Correlation of Histopathology of Resected Extraocular muscles with the degree of angle of deviation in Concomitant Strabismus.	Dept. of Pathology, NEIGRIHMS

Patient Care:

The department of Ophthalmology runs OPD six days a week from Monday to Saturday. O.T. days are on Tuesday, Thursday and Friday. Cross references of all departments from OPDs, wards, Casualty, ICU, CCU and PICU are attended to every day. Emergency services are provided 24 hrs a day every day.

The **OPD attendance from April 2015 to March 2016** is as follows:-

New		Old		Referral		Total
Female	Male	Female	Male	Female	Male	
4335	4168	4996	4276	1566	1568	20909

Total no. of patients = 20909 nos.

The **O.T. attendance from April 2015 to March 2016** is as follows:-

Male	Female	Total
244	248	492

The **Eye Ward attendance from April 2015 to March 2016** is as follows:-

Male	Female	Total
228	244	472

Awards, Honours and significant events:

Dr. Natung is a Reviewer of International Journal of Ophthalmology.

Dr. Natung was also awarded **Best Paper Publication** in 2015-2016 in International Journals of repute at the **6th Convocation, Annual Day (Research Presentation Programme)** held at NEIGRIHMS, from 4th - 5th March, 2016.

DEPARTMENT OF ORTHOPAEDICS AND TRAUMA

FACULTY

Post	Sanctioned	Current status	Name
Professor	1	-	Vacant
Associate Professor	1	2	Dr.Bhaskar Borgohain, MS I/c HOD Dr.Sharat Agarwal, MS
Assistant Professor	2	1	Dr.Tashi G.Khonglah, MS

Senior Resident Doctors : 3 (Three)

Highlights: The Orthopaedics department has emerged as a regional leader in the field of **Joint Replacement Surgery, Arthroscopic knee Surgery, complex trauma management** and Deformity correction in the government sector. State of the art *Ceramic on Ceramic* total hip Replacement and bilateral **Reverse hybrid Total hip Replacement** were successfully performed this year; the first of its kind for Meghalaya. Spine Surgery using acquired **Operating Microscope** started this year for Microdiscectomy and Fenestration Discectomy. State of the art '*Anatomical*' **ACL reconstruction** for *sports injuries* by Key-hole (Arthroscopy) was started this year. The average **Bed occupancy** rate was 96 %. The 30 bedded Orthopaedic ward and OPD are conveniently located in the ground floor. Elective surgeries are performed on Monday and Wednesday and OPD services are rendered on Tuesday, Thursday, Friday and Saturday.

Undergraduate: MBBS Teaching- Clinical, Theory, B.Sc. Nursing Scheduled Classes

Postgraduate: Proposal to start PG programme (MS) taken up in Academic council

Training:

- **Dr B.** Borgohain successfully submitted 2nd annual progress report of his PhD Thesis work on Orthopaedic Epidemiology.
- J. P. Darjee, Physiotherapist completed his *Masters in Sport Physiotherapy* from Guru Nanak Dev University successfully and resumed his duty in June 2015.
- MCI recognized training in Medical Education training for all faculty members and accredited BLS Training for all doctors and staff of the orthopaedics department.
- Physiotherapist from the existing manpower is posted in the OPD for screening triage, quick assessment and teaching home based exercise programme for the Low Back pain patients
- BPT students from Down Town University, Guwahati completed their Internship training in Physiotherapy on February 2016.

Innovative educational activities: Innovative educational activities:

- The department organized a Guest lecture by **Prof. Kari Tammi** from Aalto University, **Finland** on Robotic Surgery on Jan 16, 2016.
- The department organized unique Research Methodology TREAT Symposia *Towards Research Evidence and Translation*, March 20, 2015.
- The department organized unique **BRAND Symposium** (Biomaterials Research and New Developments) for Human applications for Clinical Translational Research on March 21, 2015.
- Dedicated demo classes for orthopaedic instruments for early clinical exposure of MBBS
- The department of orthopaedics participated in the Public Information Campaign held at Smit Village on 28th, 29th and 30th January 2016
- Dr. Cherrymiki Tariang and Dr. Bamin Tare participated in the Free Medical Camp held at Madanryting on 12th March 2016
- Dr. Nabendu Das (JRD) and Dr. Barishisha Kharkongor (Intern) “ A Half Day Workshop” to promote the use of ICD-10 Codes for coding of morbidity and mortality records and

compilation of information organized by NEIGRIHMS held on the 18th November 2015 at NEIGRIHMS

**CMEs/Workshop/Symposia/National and International conference
organized by the department**

	Name of Event	Date	City held at
1	Guest lecture by Prof. Kari Tammi, PhD, Aalto University, Finland on “Mechatronics, Medicine and Robotic Surgery”	16.01.2016	NEIGRIHMS Shillong
2	TREAT Symposia on Research Methodology [Towards Research Evidence and Translation]	March 20, 2015	NEIGRIHMS Shillong
3	Symposia on Biomaterials BRAND Symposium (Biomaterials Research and New Developments) for Human applications for Clinical Translational Research	20.03.2015 & 21.03. 2015	NEIGRIHMS Shillong
4	Clinical Grand Round on “Osteoarthritis & Total Knee Replacement- THE STATE OF THE ART”	04.07.2015	NEIGRIHMS, Shillong

Lectures delivered at CMEs, National and International Conferences

Sl. No	Title of Talk	Name of CME/Conference	Date	Venue	City
A. Name of Faculty member: Dr. Bhaskar Borgohain					
1	Keynote Address “Biomaterials for Rehabilitation”	National Conference on Recent Advances in Biomedical Engineering (NCRABME-2015)	29.08.2015	NEHU, Shillong	Shillong
2	Plenary lecture on “Tomorrow’s technology for today’s medical; challenges”	2 nd Annual North East Health Care Expansion Summit	04.9.2015	Guwahati	Guwahati
3	“Early Experience with NPWT in Management of Difficult Wound at NEIGRIHMS”.	XXIX th Annual Conference of NEOSCON	27.02.2016 & 28.02.2016	Silchar	Assam
4	Osteoarthritis & low back pain	Programme “Doctor se Miliye”/ Interactive session	28.8.2015	All India Radio	Shillong
5	“The Problem of Arthritis”	Programme Doctor se Miliye/ Interactive session	21.08.2015	All India Radio (AIR)	Shillong

Lectures delivered at CMEs, National and International Conferences

Sl. No	Title of Talk	Name of CME/Conference	Date	Venue	City
B. Name of Faculty member: Dr. Sharat Agarwal					
1	“Orthopaedic problems”	Interactive session for the audience	26.04.2015	All India Radio (AIR),	Shillong

2	“Orthopaedic problems”	Interactive session for the audience	16.10.2015	All India Radio (AIR),	Shillong
---	------------------------	--------------------------------------	------------	------------------------	----------

Lectures delivered at CMEs, National and International Conferences

Sl. No	Title of Talk	Name of CME/Conference	Date	Venue	City
C. Name of Faculty member: Dr. Tashi G.Khonglah					
1	Intraosseous Vascular Access(Needle)	Emerging trend of EM care in North-East & India	31.10. 2015	NEIGRIHMS	Shillong

List of oral papers/Poster presented (This list should be in Chronological order)

Sl. No	Authors	Title of presentation	Name of conference	Date	Venue	City
1.	Dr. Tashi G. Khonglah, Dr. B. Borgohain, Dr. C. Tariang	A rare localization of an Osteochondroma involving the Scapula: A case report	6 th Convocation, NEIGRIHMS Annual Day on 04.03.2016 & 05.03.2016	04.03.2016	NEIGRIHMS	Shillong
2	Dr. Tashi G. Khonglah, Dr. B. Borgohain, Dr. C. Tariang	Early experience with NPWT in management of difficult wounds at NEIGRIHMS”	6 th Convocation, NEIGRIHMS Annual Day on 04.03.2016 & 05.03.2016	04.03.2016	NEIGRIHMS	Shillong
3	Dr. B. Borgohain Dr. Tashi G. Khonglah,	Clinical effects of Adjuvant immune-modulation therapy using pulse Levamisole therapy in the management of difficult osteo-articular tuberculosis.	6 th Convocation, NEIGRIHMS Annual Day on 04.03.2016 & 05.03.2016	04.03.2016	NEIGRIHMS	Shillong
4	Dr. B. Borgohain Dr. Tashi G. Khonglah,	Results of Chronic Osteomyelitis treated by Antibiotic impregnated PMMA beads	6 th Convocation, NEIGRIHMS Annual Day on 04.03.2016 & 05.03.2016	04.03.2016	NEIGRIHMS	Shillong

Research Funded Project: Ongoing

	Title of the Project	Name of Principal Investigator	Funded by (Name of funding agency)	Start year-End year	Total funds sanctioned (Rs.)
1	“Developing light weight, durable and user friendly artificial limbs through Nanotechnology-based modification of conventional materials and optimizing mechanical component design for enhancing	Dr Bhaskar Borgohain And Dr. S. Kanagraj, IIT Guwahati	DBT	Started on 2012 End year 2015	56 Lakhs

	their functional performance”				
2.	Study of Prevalence demographic profile and risk factors for osteoporosis in a tertiary care Hospital, NEIGRIHMS	Dr. Sharat Agarwal	Applying in process for funding by DBT	-	-
4.	“Validation of Padma Pada Clubfoot”	Dr Vrisha Madhuri Christian Medical College, Vellore) Dr. S. Agarwal as Co-Investigator (2016)	DST, Govt. Of India	To be started	

Departmental projects (including thesis/dissertations):Ongoing

Sl.	Title of Project
1	Understanding the Epidemiology, Natural history & Treatment outcome of Major orthopaedic diseases of the North Eastern Region (India) for clinical translational research (on going)
2	Microbiological profile in musculoskeletal tuberculosis among the patients attending tertiary health care centre in north-eastern India (on going)
3	Value of MRI evaluation of the knee joint in football related sports injuries (on going)
4	Pattern of Analgesic Utilization in Outpatient setting of a tertiary care Hospital, NEIGRIHMS” (On going)
5	Assessment of the problem of Osteoporosis among reproductive female in hospital based study (on going)
6	“Pattern of Analgesic Utilization in Outpatient setting of a tertiary care Hospital, NEIGRIHMS” - As Co-investigator (2014)- (Undergoing)
7	Evaluation of intra-articular injection of platelet rich plasma in the management of Chronic Low Back Pain due to Facet Arthropathy” - As Co-investigator (2014)- (undergoing)
8	Comparative Study Between Efficacy of Cooled Radiofrequency Ablation of Lateral sacral Branch of Sacro-iliac Joint Vs Intra-articular Steroid Injection in patients with Chronic low Back Pain due to Sacro-iliac joint Dysfunction - as a Co-guide in M.D (anesthesia) candidate thesis at NEIGRIHMS, Shillong (2015)- (undergoing)
9	Impact of Nutritional deficiency on elderly patients with major hip fracture (on going)
10	The effects of nutritional deficiencies on elderly patients with hip fractures (ongoing)
11	A Comparative study between plate osteosynthesis and conservative management in Fracture Clavicle at NEIGRIHMS, Shillong. (To be started)

Completed

Sl. No	Title of Project
1	“A prospective NEIGRIHMS hospital based study of Pediatric Orthopaedic problems” as Chief principle investigator (Completed & published in Pubmed Indexed Journal)

Collaborative Projects:Ongoing

Sl. No	Title of Project
1	“Developing light weight, durable and user friendly artificial limbs through Nanotechnology-based modification of conventional materials and optimizing mechanical component design for enhancing their functional performance” (On going): DBT funded twinning project with IIT Guwahati

Patient care:

**At a glance: Orthopaedics and Trauma:
1st April, 2015 to 31st March 2016
OPD, Indoor Admissions, Operations etc**

Parameters	Total
Total OPD cases Attended	22457 (Male: 11400 Female: 11057)
Paediatric OPD Cases (0-18 Years)	2191
Minor OPD procedures	2309
Major Elective Operations *	289
C-Arm guided Surgeries	147
Emergency Surgery (Limb saving)	6
New admissions in Ward (Total no. of Indoor Beds: 30)	371 (Male: 245 Female:126)
Average monthly new admission	30
Sports Injury Clinic OPD Attendance (Age range: 10-41 yrs.)	208 (Football related injury:)
Medico Legal Case Admission	88
Indoor patient cross-Transfers	80 transfer-ins
Bed Occupancy (%)	96.%
No. of Deaths	0

Summary of all Minor OPD procedures

Injections: Joint/Intra- leisonal	Joint Aspiration	Wound Dressing	Stitch Removal	Crepe bandage application	Plaster of Paris/ POP Casts		Grand Total
					POP	POP Removal	
75	57	462	65	698	489	440	2286
Club foot Correction	23 cases corrected by Ponseti method						

Rehabilitation services: Physiotherapy, Occupational Therapy & Artificial limb Centre

Total no. of new OPD cases benefitted by Occupation therapy services	6011	Total number of Sessions	6157 (follow up: 146)
No. of new OPD patients benefitted by Physiotherapy services	19189	Total number of Sessions	19189 (OPD)
			6652 (Wards/ICUs)
Artificial Limb fitting: Prosthetics	14	Braces & Splints: Orthotics	94

Name & No. of Operations and procedures (O.T)

- * Total Major Surgery Cases: 327
- * Minor Procedure: 16
- * Utilization of C-Arm: 147

OPD ATTENDANCE

Patients attending Orthopaedics and Trauma OPD

Male	Female	Total
11400	11057	22457

Patients attending Orthopaedic OPD for intervention (Minor procedures)

						POP Casts		
Injections: Joint/intralesional	Joint Aspiration	Sound Dressing	Stich application and Removal	Clubfoot Corrections/C TEV	Crepe bandage application	Plaster/POP Application	POP Removal	Total
75	57	462	65	23	698	489	440	2309

ADMISSION

No. of Indoor Patients admitted in Orthopaedics and Trauma

Admissions, Operations, MLC (Medico-legal case) and Death

Male	Female	New Admission	Operations done	Medico Legal Case	No. of deaths In ward/ ICU
245	126	371	343	88	3 (ICU)

No. of Admission in a month	Trans in from other Dept	No. of Beds	No. of patients in a Month	No. of bed in a Month	Bed Occupancy Monthly (%)
371	80	360	10615	10980	96

Average Bed Occupancy rate:96%
ERAPY AND REHABILITATION ACTIVITY:

Details statistics including usage of Physio equipments

Home exercise Programme . (Guidance /Demonstration)	6751
TENS Therapy Machine	2650
Manual Therapy/Mobilization	2758
Ultra Sound Therapy	3470
IFT	4480
MWD/ Microwave Diathermy	1816
Continuous Passive Motion	148
*SWD/Shortwave Diathermy	360
MST/Faradic	2262
Traction	468
Static cycle/EGRO	3186
Shoulder Wheel	2917
Hot pack/Hydrocollatar	7693
Rowing	2914
Tread Mill	593
Wax	647
Pulley	3401
Parallel bar	137
Tilt Table	88
Laser	7
Total	46746
No. of patient attending OPD	19189

Phys
iothe
rapy
unit
in
NEI
GRI
HM
S is
func
tioni
ng f
or o
ptim
um
phys
ical

rehabilitation of patients, both in indoor and for outdoor in a disabled friendly environment with six physiotherapists sophisticated equipment based, as well as manual therapy techniques, are being employed. The physiotherapists of the unit are involved in evidence based practices and academics

No. of New patient attending OPD	:	6833
No of Follow up patient attending OPD	:	12,356
Total No. of OPD Patients	:	19,189 (Male: 9068, Female: 10,121)
No. of Referred Patient	:	2039

*Including patients attended in all critical care unit

Phsiotherapy for In-patients (including patients attended in all critical care units like ICU, CCU & ICCU etc.) : 6652

Occupational Therapy Annual Report from 1st April, 2015 to 31st March 2016

Total No. of **new patients** registered from 1st April, 2015 to 31st February, 2016 = **6011**
Follow up cases (Patients who attend daily/ regular therapy) = **146**

Total No of cases (New patients and Follow up cases) = 6157

Statistic Report of Patient attending Prosthetic & Orthotic Services (Including artificial limb Centre): 1st April 2015 to 31st March 2016

The Prosthetic & Orthotic workshop was commissioned since over four (4) years. Seventy two patients were benefitted from the Splints, Orthosis and Prosthesis fabricated in this workshop. Additional Manpower is required to make the Workshop more productive and for continuous services to the patients, which has been communicated to the administration. Approved DBT funded research project is running for development of Nanotechnology based light weight Artificial limb currently with technical help form IIT Guwahati.

SPORT INJURY ARTHROSCOPY CLINIC (SIAC) REPORT Prosthetic & Orthotic Services statistics

Clinic Head: Dr. Bhaskar Borgohain

- A total of 201 patients were registered under the **SIAC Clinic** out of which the majorities were Football related injuries with knee injuries being the most common.
- The age group range was from 16-41 yrs.
- Many football players were from *Shillong Lajong Football Club* and *Royal Wahingdoh F.C* besides others.
- Arthroscopies of the Knee & Ankle Joints are done presently when indicated.

Paediatric Clinic Statistic Clinical Head: Dr.S.Agarwal

No.of Patients attended : 2191

No. of Emergency O.T.Performed : 87

Awards, Honours and significant events: Dr. Bhaskar Borgohain

1. **Academic Excellence Award** 2015-16 conferred by NEIGRIHMS authority
2. **AO International Trauma Fellowship** from BG Trauma Centre ,Germany
3. Inducted as **Editorial Board Member** , *Indian Journal of Orthopaedics* (Pubmed)
4. Completed the prestigious **Management development programme** , **AIIMS**, New Delhi.
5. **PhD Thesis work** with IIT Guwahati : Annual Progress Reports approved by DPCC
6. Our Collaborative research project on application on nanotechnology for artificial limb development (IIT-NEIGRIHMS collaboration), begged the prestigious **Young Scientist's Award** for Arun Srinivasan, PhD Scholar of IIT Guwahati. This is the first collaborative work with IIT from NEIGRIHMS and patent is pending.
7. **Medical co-coordinator** for Taekwondo Venue at NEIGRIHMS for South Asian Games 2016
8. **Best Original Research paper** award (Surgical Discipline) for 2014-15, Annual Day NEIGRIHMS
9. External examiner to **Delhi University**, New Delhi.

10. Membership, **AO Trauma Asia-Pacific**
11. Member, **Board of Study** for Professional Courses, North-Eastern Hill University
12. Member, **State task force** for control of Tuberculosis, Meghalaya

Reviewer of Journal:

- Indian Journal of Orthopaedics, Official Journal of Indian Orthopaedic Association indexed in **PubMed**
- Journal of Clinical Orthopaedics and Trauma, Official publication of the Delhi Orthopaedic Association; indexed in **PubMed**
- Journal of Hand and Microsurgery. Official journal of **Society of Hand & Microsurgeons of India, Kenya & Colombia.**
- BMJ Case report (British)
- Journal of Neurosciences in Rural Practice, Official International Journal of Asociación Ayuda Enfermo Neuroquirurgico (**AAEN**) (Assoc. for Helping Neurosurgical Sick People)

Significant events:

- Performed responsibilities as Deputy Medical Superintendent (Emergency & Traumatology)
- Performed responsibilities as i/c CSSD Department.
- Member, Institutional Committees: Internal purchase committee (IPC) & Transfusion Committee
- Member, Quarter allotment committee, Disaster Management Committee, Official language implementation committee & Hospital Diet committee.
- IIT-NEIGRIHMS Collaborative research project on application on nanotechnology for artificial limb development work submitted to American Journal of Physical Therapy and Rehabilitation.

Awards, Honours and Significant events: Dr. Sharat Agarwal

1. 2nd Best Publication award 2015 at Annual Day Celebration of the Institute.
2. Attended CME on ‘Patient safety’, jointly organized by Dep’t of Medicine, Hospital Administration & MEU at NEIGRIHMS, Shillong on 7th April’ 2015.
3. Life Member ‘Indian Foot & Ankle Society (**IFAS**)’
4. **Executive Member (East Zone) Pediatric Orthopedic Society of India (POSI) - 2014-2016**
5. **Secretary Orthopedic Society Shillong (OSS) 2014 onwards**
6. Conducting regular interactive and social awareness programme on ‘Bone & Joint problems’ at All India Radio (AIR) Shillong

Awards, Honours and Significant events: Dr. Tashi Galen Khonglah

1. Life member of AO Trauma
2. Attended the Advanced Trauma Course – AO Trauma on 16/4/15 to 18/4/15
3. Initiated Negative Pressure Wound Therapy for treatment of Decubitus Ulcers in the Department
4. Assisted in the first Ceramic-on-Ceramic Total Hip Replacement
5. Attending as visiting Orthopaedic Surgeon to the North East Police Academy (NEPA) 3rd and 4th Quarter 2015.
6. Attended a four day Workshop on Research Methodology conducted by the National Institute of Epidemiology, ICMR, Chennai at NEIGRIHMS
7. Ongoing IEC recommended Project – “ Impact of nutritional deficiency on elderly patients undergoing major hip fractures”
8. Attended the 11th Annual INDO-US World Congress of Emergency Medicine on 30.09.2015
9. Life member of Emergency Medicine Association, India (EMA)

Visiting Scientist:

- **Prof. Kari Tammi, PhD, Aalto University, Finland.**
- **Prof. S. K. Bhuyan, Prof & HOD Guwahati Medical College.**

DEPARTMENT OF OBSTETRICS & GYNAECOLOGY

FACULTY

Post	Sanctioned	Current status	Name
Professor	1	1	Dr.A.Santa Singh
Associate Professor	1	2	Dr.SubratPanda Dr.Manika Agarwal
Assistant Professor	4	2	Dr.Nalini Sharma Dr.Ananya Das

Highlights:

We have been providing regular in-patient and out-patient care. Apart from that, we have been providing emergency and critical care services as well. Academic activities both for undergraduates and post graduates are being arranged from time to time. Assisted reproductive techniques have been going on with IVF and we successfully delivered twin babies from IVF-ET on the 9th of April, 2016. Our Department has many publications in many prestigious national and international journals.

Education:

The departmental academic activities are held regularly in Clinical Teaching – 2 room, located in the 2nd floor. It is a huge room with seating capacity of around 50 and highly sophisticated audiovisual aids. The academic programme consists of the following:-

1. Post – graduate teaching programme.

Clinical bedside teaching rounds by Faculty – Everyday Monday to Saturday except Wednesdays (9 AM to 11 AM)

Clinical Seminars by PG students followed by interactive session on every 2nd Saturday (12:30– 1:30 PM).

Case Presentation by PG students every Wednesday (1:30 - 2 PM).

Journal Club by PG students every Thursday (2:30 - 4 PM).

Statistics (monthly) presentation by SRDs every 1st Saturday (12:30– 1:30 PM).

2. Under – graduate teaching programme.

Clinical bedside teaching for 2011, 2012 and 2013 Batch every Monday to Saturday (10:00 AM to 1:00 PM).

Theory lecture classes:-

– 3 classes per week (each of 1 hour duration) & 1 class per week (2 hours duration) on Problem Based Learning for 2011 Batch.

- 3 classes per week for 2012 Batch.

- 1 class per week for 2013 Batch.

3. B. Sc Nursing teaching programme.

Theory lecture classes (each of 1 hour duration) every Wednesday from 3 PM to 4 PM.

Last but not the least, we are also actively participating in different CMEs and academics meetings of the Shillong Obstetrical and Gynaecological Society (SOGS) under FOGSI.

**CMEs/Workshops/Symposis/National and International Conference:
Lectures Delivered at CMEs, National and International Conferences**

Name of Faculty member: Dr. Manika Agarwal, Assoc. Prof.

Sl. No	Title of talk	Name of the CME/Conference	Date	Venue	City
1	Government Initiative on Maternal Health Programmes	18 th Practical Course – CME, Obs & Gynae	9 th – 11 th Oct 2015	MAMC & Lok Nayak Hospital	New Delhi
2.	Challenges in Cervical Evaluation	CME on Cervical Cancer, Hands on LEEP Workshop, 2016	12 th March, 2016	MAMC & Lok Nayak Hospital	New Delhi
3.	Women's Health	50 th Raising Day of 73 Bn BSF	15 th June, 2016	Headquarter 73 Bn BSF, Mawpat	Shillong
4.	Awareness regarding prevention of Gynaecological Cancer	Organized by Assam Rifles	30 th Nov, 2015	Rai Auditorium, Laitkor	Shillong
5.	Interpersonal and Communication Skill	Basic course in Medical Education Technologies organized by MEU, NEIGRIHMS	22 nd – 23 rd July, 2015	NEIGRIHMS	Shillong
6.	Chaired a session on “Role of Doctors in crime against women”	Workshop on Medico Legal Procedures Organized by the Deptt. Of Forensic Medicine, NEIGRIHMS.	12 th June, 2015	NEIGRIHMS	Shillong
7.	Chaired a session on “Progestins in Early Pregnancy, PIH – Management from periphery to tertiary and Endometriosis – the role of Diemegest”.	XVI th Annual Scientific Conference of SOGS	26 th July 2015	Hotel Pinewood	Shillong.

Name of Faculty member: Dr. Nalini Das, Asst. Prof.

Sl. No	Title of talk	Name of the CME/Conference	Date	Venue	City
1	Perinatal outcome in obstetric cholestasis	Annual Day celebration	4 th – 5 th March, 2016	NEIGRIHMS	Shillong

Name of Faculty member: Dr. Ananya Das, Asst. Prof.

Sl. No	Title of talk	Name of the CME/Conference	Date	Venue	City
1	Vaginal pH: A marker for menopause	4 th Annual Day celebration	5 th March, 2016	NEIGRIHMS	Shillong

List of oral papers/posters presented (This should be in chronological order)

Sl. No	Authors	Title of presentation	Name of the Conference	Date	Venue	City
1	Dr. M. Agarwal	Cryptomenorrhoea a cause for distressing dysmenorrhoea	29 th AICC RCOG Annual Conference	4 th – 6 th Sept, 2015	Hyatt Regency	Kolkata
2.	Dr. Nalini Sharma	Obstetric outcome in obstetric cholestasis in an era of active management	29 th AICC RCOG Annual Conference	4 th – 6 th Sept, 2015	Hyatt Regency	Kolkata
3.	Dr. M. Agarwal	Genital Koch – a hidden threat to fertility	11 th Annual National Conference of Indian Fertility Society	4 th – 6 th Dec, 2015	Hotel Ashok	New Delhi
4.	Dr. M. Agarwal	Genital TB	6 th Annual Day Function	4 th – 5 th March, 2016	NEIGRIHMS	Shillong
5.	Dr. Shweta Dr. M. Agarwal Dr. A.S. Singh	Evaluation and Screening for preinvasive lesions of Cervix by VIA & VILI in comparison with Pap Smear	6 th Annual Day Function	4 th – 5 th March, 2016	NEIGRIHMS	Shillong
6.	Dr. Ananya Das. Dr. Megha Nandwani, Dr. A.S. Singh, Dr. Subrat Panda, Dr. Evarisalin Marbaniang	Malignancy in Mature cystic teratoma of ovary: A Rarity (Poster)	4 th Annual Day celebration	5 th March, 2016	NEIGRIHMS	Shillong
7.	Dr. Nalini Sharma	Perinatal outcome in obstetric cholestasis	Annual Day celebration	4 th – 5 th March, 2016	NEIGRIHMS	Shillong
8.	Dr. Nalini Sharma Dr. Megha Nandwani	Scar endometriosis: A rare cause of painful scar	Annual Day celebration	4 th – 5 th March, 2016	NEIGRIHMS	Shillong
9.	Dr. Gouri S. Rudrapal Dr. A.S. Singh	Fetal kidney length and transverse diameter of fetal heart measurement for estimation of gestational age in comparison to conventional parameters.	Annual Day celebration	4 th – 5 th March, 2016	NEIGRIHMS	Shillong

Research: Project

Ongoing:

Sl.No	Title of the Project	Name of Principal Investigator	Funded by (Name of funding agency)	Duration (year)	Start Year – End Year	Total fund sanctioned (Rs.)
1	Study of prevalence, demographic profile and risk factors for Osteoporosis in tertiary care centre in N.E. hospitalized study	As co-investigator (PI – Dr. Sharat Agarwal)	Applied for Intramural funding			IEC Approved
2.	Medical abortion: our experience	Dr. Nalini Sharma (PI)		1 yr		IEC Approved
3.	Efficacy of Ferric Carboxymaltose in post-partum anaemia	Dr. Nalini Sharma (PI)		1 yr		IEC Approved

Completed:

Sl. No	Title of the Project	Name of Principal Investigator	Funded by (Name of funding agency)	Duration (year)	Start Year – End Year	Total fund sanctioned (Rs.)
1.	Effect of multiparity and Iprolonged lactation on bone mineral density	Dr. Nalini Sharma	None	2 yrs		IEC Approved
2.	Mifepristone misoprostol interval in 2 nd trimester abortion	Dr. Nalini Sharma	None	2 yrs		IEC Approved
3.	Intravenous Iron in Obstetrics & Gynaecological Practice	Dr. Ananya Das	None	2 years	2013 to 2015	-

Departmental projects (including thesis/dissertations)

Ongoing:

Sl.No.	Title of project
1.	Heart disease in pregnancy and its outcome in patients visiting a tertiary care centre of North East
2.	Study of transvaginal sonography in perimonopausal women presenting with abnormal uterine bleeding and its correlation with histopathology.
3.	Fetomaternal outcome in patients with hypothyroidism in pregnancy.
4.	Prevalence of HIV infection in abnormal Pap smears.

Completed:

Sl.No.	Title of project
1.	Evaluation and Screening for preinvasive lesions of Cervix by VIA & VILI in comparison with Pap Smear – Shweta Mishra (2013 - 2016) DBT Funded.
2.	A study of maternal and perinatal morbidity & mortality in hypertensive disorders complicating pregnancy.

3.	Fetal kidney length and transverse diameter of fetal heart measurement for estimation of gestational age in comparison to conventional parameters.
4.	Inflammatory markers as predictors of outcome in peripartum cardiomyopathy.

Collaborative Projects

Ongoing:

Sl.No.	Title of project	Collaborating department/institution
1.	Incidence of vitamin D deficiency in antenatal women attending NEIGRIHMS (IEC Approved)	Biochemistry Department, NEIGRIHMS

Patient Care:

We started Infertility Clinic on every Wednesday from 2-3:30 PM.

Apart from routine Obs & Gynae patients, we run High Risk Pregnancy, Adolescent and Menopause Oncology clinics. We do a lot of OPD procedures daily viz. Cu-T insertion, Pap smear cervical biopsy, colposcopy, IUI, folliculometry and LASER cervical cauterly, both obstetrics and gynae ultrasound.

In-patient care is also prompt and well-equipped. In Labour Room, we have all the modern amenities, CTG machines, highly sophisticated tables. In operation theatres, along with routine surgeries, we are doing many laparoscopic procedures.

Significant Event:

This year we started our prestigious project Assisted Reproductive Techniques (In vitro fertilization embryo transfer, vitrification) and twin IVF babies were delivered by Caesarian Section on the 9th of April, 2016. After that we completed few more cycles of IVF.

OPD Cases:

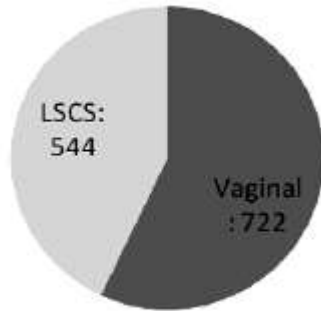
Total	New	Old
2064	539	1525

INDOOR CASES:

TOTAL	OBSTETRICS	GYNAE
2398	1434	964

TOTAL DELIVERIES:

TOTAL	Vaginal	LSCS
1266	722	544



INDICATION OF LSCS:

POST CS	FETAL DISTRESS	APH	NON PROGRESS OF LBR	CPD	INDUCTION FAILURE	MALPRESENTATION	OBSTRUCTED LABOR	CDMR	OTHERS	TOTAL
172	129	21	18	39	34	15	4	39	42	544

MAJOR OT CASES:

OBSTETRIC	GYNAE	Total
569	237	806

MINOR PROCEDURES: 575

OPD PROCEDURES: 2235

DEPARTMENT OF PAEDIATRICS

FACULTY

Post	Sanctioned	Current status	Name
Professor	1	-	
Associate Professor	1	1	Dr.Himesh Barman
Assistant Professor	2	1	Dr.Sourabh G.Duwahar

Highlights:

Last year the department of pediatrics, NEIGRIHMS was involved in various teaching, research, patient care and also corporate activities. Faculty from the department also participated, presented papers and delivered lectures in various conferences and CME's all over the country. The department was also actively involved in research activities. The department has also been able to serve as a referral centre for patients from all over the region and also the state. The intensive care facilities of the department, PICU and NICU have been able to provide high end care for critically ill children from all over the north east region. The Pediatric Nephrology service of the department has also been reason for referral of children with kidney diseases from all over North east. Among newer achievements in 2015- 2016, High frequency oscillatory ventilation was successfully used as a new tool in our armamentarium to salvage neonates difficult to ventilate by conventional ventilation. The first successful paediatric CAPD was done for an Adolescent with ESRD (credit shared with the Dept of General Surgery). We also enrolled 4 patients for chemotherapy, Acute lymphoblastic leukaemia – 2 & Hemophagocytic Lymphohistiocytosis – 2. The paediatric oncology services are likely to get a boost due to joining of a medical oncologist to the institute.

Education:

Undergraduate:

1. Number of lectures and seminars : 79 hours
2. Clinical bedside teaching: 118 sessions

Postgraduate: 1 month posting of Obstetrics & Gynecology PG Students by rotation

Nursing: In-house nursing Education Programme.

CMEs/Workshops/Symposia/National and International Conferences:

Organized by department:

Sl. No	Name of the CME/Conference	Date	Venue	City
1	National Workshop on skill building for systematic review	16 th – 18 th Sept, 2015	Assam	Guwahati

Attended by faculty:**1. Dr. Himesh Barman, Associate Professor**

Sl. No	Name of the CME/Conference	Date	Venue	City
01	Child Sexual Abuse Regional Workshop	31.05.2015	Hotel Lily, GS Road, Khanapara, Assam.	Guwahati
02	Work shop on research methodology	21 st to 24 th September 2015	NEIGRIHMS	NEIGRIHMS
03	National Training of Trainers for IAP programme- 'SOS Hope'	20 th Jan, 2016	Hyderabad	Hyderabad
04	53 rd annual conference of Indian Academy of Pediatrics, PEDICON, 2016.	21 st to 24 th January, 2016	HICC, Hyderabad	Hyderabad
05	Pediatric TB Module under IAP – Meghalaya Branch	Feb, 2016	State convention centre	Shillong
06	PD College 2016 (CAPD workshop)	26 th Mar, 16	Hotel Taj Vivanta	Guwahati

2. Dr. Sourabh Gohain Duwarah, Assistant Professor

Sl. No.	Name of the CME/Conference	Date	Venue	City
01	National Training of the Trainers Workshop TB and Respiratory diseases	25 th & 26 th April, 2015	New Delhi.	New Delhi.
02	Golden hour emergency management workshop	6 & 7 June, 2015	Assam Medical College	Dibrugarh
03	PMDT Training at STDC	13 th to 17 th July, 2015	Ahmadabad	Gujarat
04	ICMR – National Workshop on Skill Building for Systematic Reviews	16 th to 18 th September, 15	Guwahati	Guwahati
05	RESPICON-2015	12 th to 13 th December, 15	Mumbai	Mumbai
06	30 th Assam PEDICON	13 th to 15 th December, 2015	Guwahati	Guwahati

Lectures delivered at CMEs, National and International Conferences

Name of Faculty member:

1. Dr. Himesh Barman, Associate Professor

Sl. No	Title of talk	Name of the CME/Conference	Date	Venue	City
01	UTI in infants – when to suspect and treat	Paediatric Infectious disease CME	17.05.2015	Digboi.	Digboi.
02	Teaching learning process	2 days Basic Course Workshop on Medical Education Technology (MET) for Resident Doctors at NEIGRIHMS	July 22 nd – 23 rd 2015	NEIGRIH MS	NEIGRIH MS
03	Systems approach to medical education	2 days Basic Course Workshop on Medical Education Technology (MET) for Resident Doctors at NEIGRIHMS	July 22 nd – 23 rd 2015	NEIGRIH MS	NEIGRIH MS
04	Hypertensive Emergencies in children	Paediatric Nephrology CME	20.09.2015	IMA hall, Tezpur	Tezpur,
05	Facilitator for group work	Work shop on research methodology	21 st to 24 th September 2015	NEIGRIH MS	NEIGRIH MS
06	Childhood kidney disease: opportunities and challenges	CME on World Kidney Day	10 th Mar, 16	Pratiksha Hospital	Guwahati

2. Dr
So
ura
bh
G.
Du
wa
rah

Sl. No	Title of talk	Name of the CME/Conference	Date	Venue	City
01	Talks on Golden hour emergency management	Golden Hour Emergency Management Course	06.06.2015	AMC	Dibrugarh
02	Assessment of knowledge	2 days Basic Course Workshop on Medical Education Technology (MET) for Resident Doctors at NEIGRIHMS	July 22 nd – 23 rd 2015	NEIGRIH MS	NEIGRIH MS
03	Basic Life Support Newborn Skin care	Faculty of Training on upcoming Child Health	13.11.2015	Assam Pedicon	Guwahati

		works (Touch)	Workshop			
04	Pulmonary Tb Diagnostics, Abdominal TB, TB HIV	Pediatric TB Module, IAP-RNTCP 2015 Guidelines		27.02.2016	Shillong	Shillong

ters presented (This list should be in chronological order)

Sl. No.	Authors	Title of presentation	Name of the Conference	Date	Venue	City
1.	SG Duwarah, Rosina Ksoo, Himesh Barman	Clinical profile of Children diagnosed with Tuberculosis in a Tertiary care Hospital – a retrospective analysis.	Assam State Pedicon	14 th Nov, 15	Assam	Guwahati
2	Himesh Barman, Ripan Debbarma, Saurabh Gohain Duwarah	Systemic lupus erythematosus in children: An experience from north east India	53 rd annual conference of Indian Academy of Paediatrics, PEDICON, 2016.	23 rd Jan 2016	HICC, Hyderabad	Hyderabad
3	SG Duwarah, Rosina Ksoo, Himesh Barman	Clinical profile of Children diagnosed with Tuberculosis in a Tertiary care Hospital – a retrospective analysis.	6 th Annual Day Celebration	4 th Mar,16	NEIGRIHMS	Shillong
4	Ripan Debbarma, Himesh Barman, SG Duwarah	Pediatric lupus nephritis: an experience from north east India.	6 th Annual Day Celebration	4 th Mar,16	NEIGRIHMS	Shillong
5	Jeevan Silwal, Himesh Barman, Sourabh Gohain Duwarah.	Audit of Neonatal Services of NEIGRIHMS: An Analysis of 2 years secondary data	NEIGRIHMS Annual day	4 th March, 2016.	NEIGRIHMS	Shillong
6	R. Ksoo, H. Barman, S. G.	Clinical profile of HSP in	NEIGRIHMS Annual day	4 th March,	NEIGRIHMS	Shillong

	Duwarah	Children attending a tertiary care centre		2016.		
7	Star Pala, H. Bhattacharya, K.G. Lynrah, S. G. Duwarah, A. C. Phukan	Missed opportunity to diagnose Pulmonary Tuberculosis at a tertiary care Hospital	NEIGRIHMS Annual day	4 th March, 2016.	NEIGRIHMS	Shillong
8	Himesh Barman, Sourabh G. Duwarah	Spectrum of Childhood Kidney Diseases: 5 years experience	NEIGRIHMS Annual day	4 th March, 2016.	NEIGRIHMS	Shillong
9	Rapthap K, Barman H, Duwarah S.G.	Health Camps: are we reaching the unreached?	NEIGRIHMS Annual day	4 th March, 2016.	NEIGRIHMS	Shillong

Research:Funded project, Ongoing

S. No	Title of the Project	Name of Principal Investigator	Funded by (Name of funding agency)	Duration (year)	Start year – End year	Total funds sanctioned (Rs.)
01	“Parent’s perspective of treatment of tuberculosis for children in Meghalaya, a qualitative study”.	Dr Sourabh G. Duwarah	RNTCP	six (6) months	1 st January, 2016 to 31 st July, 2016	1,98,502/-

Departmental projects (including thesis / dissertations):Ongoing

S.	Title of project Thesis
1.	<i>a) Multiplex polymerase chain reaction for diagnosis of Enteric infections associated with Diarrhoeogenic Escherichia Coli (DEC) – DBT Funded</i>
2.	<i>b) Evaluation of PCR for the diagnosis of febrile illness cases in special reference scrub typhus</i>

Completed

S. N	Title of project
1.	To study the prevalence of viruses in upper respiratory tract infection in paediatric patients attending NEIGRIHMS with special reference to respiratory Syncytial Virus.
2.	Prevalence of vitamin D deficiency in infants attending well baby clinic department of Pediatrics, NEIGRIHMS

Collaborative Projects:Ongoing

S. N	Title of project
1	<i>a) An attempt to formulate an Antibiotic policy in NEIGRIHMS – A Pilot Study</i>
2	<i>b) Comparative evaluation of single or multiple blood specimens from central and peripheral lines in conventional and BacT/ALERT blood culture systems in a Tertiary care hospital</i>

Patient Care:

Outpatient services:

General pediatric OPD: 6 days a week general OPD

Total Patient attended: **17560**

Average: 1463 /month

Immunizations: 4154

Pediatric Nephrology:

Pediatric nephrology clinic is run once a week on Thursday 12.00 pm to 2.00 pm. 263 patients are registered to the clinic and 81 patients were seen in the clinic in this year.

In patient services: The following are the components of inpatient services of the department:

Pediatric general ward

- Total beds: 36
- Total admissions: 1682 (61.5% of the total admissions)
- Average bed occupancy: 78.37 %

Pediatric Intensive care unit: 13 bedded.

- Total beds: 13 (+ 1)
- Admissions: 761 (27.8% total admissions)
- Total ventilated: 170 (excluding CPAP) (22.3%)
- Average Bed occupancy: 76.8%

Neonatal intensive care unit:

- Total live births: 1217
- Total NICU beds: 6
- Total admission: 290
- Average Bed occupancy: 76.6%

Awards, Honours and significant events:

❖ Himesh Barman

1. External Examiner for the MBBS 3rd Professional Part – II Examination in the subject of Pediatrics 19th to 22nd December, 2015 Silchar Medical College, silchar
2. Represented Indian academy of pediatrics meeting on Indradhanush Phase II (Round IV) and IPPI on 5th January, 2016 at Meghalaya Secretariat.
3. Member of the Scientific Committee, attended the 3rd Annual Conference of Assam Cardio Vascular Thoracic Surgeons Association organized by CTVS Department, NEIGRIHMS on 2nd & 3rd October, 2015.
4. Co-Secretary of Academic and Research Committee for 3rd Annual Day Research Presentation Programme held on 5th March, 2015
5. Served as member of state task force for immunization in state of Meghalaya for year 2014 representing Indian Academy of Pediatric Meghalaya state branch

6. Reviewers of Indian pediatrics, Indian journal of pediatrics and Saudi journal of kidney disease and transplant
7. Co-Editor of the Scientific abstract publication book 6th Convocation Annual Day published on occasion of 2016 annual day.
8. Served as Member of Board of Studies – North east Hill University (NEHU).
9. Course coordinator and recourse person for MBBS orientation program 27th October 2015 at NEIGRIHMS
10. Resource person for orientation programme for postgraduate and post doctoral students 29th July 2015 NEIGRIHMS

❖ **Dr. Sourabh Gohain Duwarah**

1. Secretary IAP Meghalaya state branch
2. Member of DR TB Committee, Meghalaya
3. Treasurer of the 3rd Annual Conference of Assam Cardio Vascular Thoracic Surgeons Association organized by CTVS Department, NEIGRIHMS on 2nd & 3rd October, 2015.
4. Member of the Financial Committee for 3rd Annual Day Programme held on 5th March, 2015
5. Member of the National Neonatology Forum

❖ **Senior Residents:**

Ripan Deb barma was awarded the best senior resident in annual day march 2016

Visiting Scientist:

Provide the name, Institutional affiliation, city and country of persons visiting with official approval.

DEPARTMENT OF PATHOLOGY

FACULTY

Post	Sanctioned	Current status	Name
Professor & Head	1	1	Dr. Vandana Raphael
Associate Professor	2	2	Dr. Yookarin Khonglah Dr. Jaya Mishra
Assistant Professor	2	1	Dr. Evasaralin Marbaniang

Highlights:

The department has service laboratories for Hematology, Clinical pathology, Histopathology, Cytopathology & Gynecologic pathology, Renal pathology, Neuro pathology and Immunopathology. In addition to the existing routine and specialized laboratories, a fully automated liquid based cytology, Flow Cytometry Lab, Molecular Genetics Lab and Cytogenetics Lab were initiated during the year 2013-2014.

Education:

Sl .no	Course	Educational activities
1	MBBS	Didactic lectures/Student Seminars/ Problem based learning / Tutorials Demonstration/Practicals
2	BSc nursing	Didactic lectures Demonstration/Practicals
3	Post Graduates(MD Pathology)	Weekly - Slide seminars,Gross seminars Subject seminars, Clinicopathological case discussions And Journal club Monthly -Faculty seminar,Slide Tests,autopsy review Thesis protocol presentations and review meetings quarterly, Internal Assessment periodically
4	Laboratory Technicians	Weekly Technical seminars
5	Training Junior Research Fellow	Daily review of the research work and monthly project progress review with discussions

CMEs/Workshops/Symposia/National and International Conference:

1. Continuing Medical Laboratory Technician Education 24th July 2015,NEIGRIHMS
2. Hematology quiz for MBBS and Postgraduate students, August 2015, NEIGRIHMS
3. Workshop on Phlebotomy techniques for the newly recruited phlebotomists. October 2015,NEIGRIHMS,Shillong

Lectures delivered at CMEs, National and International Conferences

Name of Faculty member: Dr Yookarin Khonglah

Sl.No.	Title of talk	Name of the CME/Conference	Date	Venue	City
1.	Approach to interpretation of	Mid Term CME on Essential	13 th March 2016	NEDFI convention	Guwahati

	renal biopsy	Concepts in Renal Pathology		centre	
2.	Introduction to automation with specifications	CMLTE-Continuing Medical Laboratory Technology Education	24 th July 2015	NEIGRIHMS	Shillong
3.	Taxonomy of educational objectives- basics	Clinical Grand Rounds – Medical education unit presentation	July 2015	NEIGRIHMS	Shillong

Name of Faculty member: Dr Jaya Mishra

Sl.No.	Title of talk	Name of the CME/Conference	Date	Venue	City
1	Basics in Quality control in laboratories	CMLTE-Continuing Medical Laboratory Technology Education	24 th July 2015	NEIGRIHMS	Shillong

Name of Faculty member: Dr Evarisalin Marbaniang

Sl.No.	Title of talk	Name of the CME/Conference	Date	Venue	City
1	Errors in peripheral blood smear interpretation	CMLTE-Continuing Medical Laboratory Technology Education	24 th July 2015	NEIGRIHMS	Shillong
2	Safety issues in blood banking	Internship Orientation Programme	Feb 2016	NEIGRIHMS	Shillong

List of oral papers/posters presented

Sl no.	Authors	Title of presentation	Name of the Conference	Date	Venue	City
1	Aman MMA, Mishra J, Raphael V, Khonglah Y, Shunyu NB.	A retrospective study of papillary carcinoma thyroid in a tertiary care centre.	NERCON – North East Regional Conference of IAPM & Institutes Annual Day	2-4 th October 2015 5 th March 2016	Guwahati Medical College Auditorium NEIGRIHMS	Guwahati Shillong
2	Pranoy P, Raphael V, Khonglah Y,	Sarcoidosis - A diagnostic	NERCON – North East	2-4 th October	Guwahati Medical	Guwahati

	Mishra J, Marbaniang E, Lynrah KG, Jitani AK.	approach	Regional Conference of IAPM & Institutes Annual Day	2015 5 th March 2016	College Auditorium NEIGRIH MS	Shillong
3	Gupta A, Mishra J, Raphael V, Khonglah Y, Marbaniang E, Kakati A.	Paraganglioma of the cauda equine region-a case report	NERCON – North East Regional Conference of IAPM & Institutes Annual Day	2-4 th October 2015 5 th March 2016	Guwahati Medical College Auditorium NEIGRIH MS	Guwahati Shillong
4	Marbaniang E, Khonglah Y, Shunyu NB, Gogoi BB.	Castleman's disease with calcifying fibrous tumor like features and co-existing hepatitis B virus infection	Institutes annual Day	5 th March 2016	NEIGRIH MS	Shillong
5	Khonglah Y, Jitani AK, Raphael V, Kumar R, Gogoi BB.	Natural Killer cell lymphoma: a case with classification dilemma	NERCON – North East Regional Conference of IAPM	2-4 th October 2015	Guwahati Medical College Auditorium	Guwahati
6	Hage N, Raphael V, Mishra J, Devi P.	A review of malignant gastrointestinal mesenchymal tumor presenting in a tertiary care centre	NERCON – North East Regional Conference of IAPM	2-4 th October 2015	Guwahati Medical College Auditorium	Guwahati
7	Hage N, Raphael V, Gogoi BB, Jajodia E.	Apocrine hydrocystoma: case report of a rare benign tumor.	Institute Annual Day	5 th March 2016	NEIGRIH MS	Shillong
8	Kalantri S, Mishra J, Raphael V, Panda S, Agarwal M.	Krukenberg tumor of the ovary: A report of 2 young females with regards to work-up for primary.	NERCON – North East Regional Conference of IAPM	2-4 th October 2015	Guwahati Medical College Auditorium	Guwahati

9	Das N, Raphael V, Khonglah Y, Mishra J.	Varied presentations of Myeloid sarcoma.	Institute Annual Day	5 th March 2016	NEIGRIH MS	Shillong
10	Bhattacharya K, Mishra J, Khonglah Y, Goswami PK, Natung T.	Sebaceous cell carcinoma of eyelids : case series	NERCON – North East Regional Conference of IAPM	2-4 th October 2015	Guwahati Medical College Auditorium	Guwahati
11	Khonglah Y, Jitani AK, Raphael V, Kumar R, Gogoi BB	Natural Killer cell lymphoma: a case with classification dilemma	APCON-National conference of Indian Association of Pathologists and Microbiologists	4-6 th Dec 2015	Le Meridien Hotel	Kochi
12	Gogoi BB, Raphael V, Lynrah KG, Topno N, Handique A, Jitani AK.	Analysis of lymphocyte subsets in alcoholic liver disease with special reference to interleukin-17.	APCON-National conference of IAPM	4-6 th Dec 2015	Le Meridien Hotel	Kochi
13	Jajodia E, Raphael V, Shunyu NB, Ralte S, Pala S, Jitani AK	Role of brush cytology and AgNOR in the diagnosis of oral premalignant and malignant lesions.	APCON-National conference of IAPM	4-6 th Dec 2015	Le Meridien Hotel	Kochi
14	Ete T, Picardo PJ, Prasanta PB, Mishra A, Khonglah Y, Mishra J, Dorjee R, Lyngdoh M.	Glycogen storage disease type 1a presenting as gouty arthritis in a young female without hypocalcemia	Institute Annual Day	5 th March 2016	NEIGRIH MS	Shillong
15	Issar NK, Lynrah KG, Barman B, Khonglah Y.	Incidence of gastrointestinal malignancies in tertiary care hospital	Institute Annual Day	5 th March 2016	NEIGRIH MS	Shillong

16	Prasanta KB, Roy A, Jamil Md, Talukdar KK, Khonglah Y, Sarma K.	Isolated tubercular subcapsular liver abscess: a rare manifestation of extrapulmonary tuberculosis	Institute Annual Day	5 th March 2016	NEIGRIH MS	Shillong
17	Meher R, Daniala C, Phukan P, Kakati A, Hussain M, Khonglah Y.	Mean signal intensity curve analysis of brain tumors by Dsc Mr Perfusion imaging	Institute Annual Day	5 th March 2016	NEIGRIH MS	Shillong
18	Jamil Md, Prasanta KB, Raphael V, Khonglah Y, Lyngdoh M, Roy A.	Spectrum of glomerular diseases in adults: a study from North East India	Institute Annual Day	5 th March 2016	NEIGRIH MS	Shillong

Research:Funded project,Ongoing

S.No.	Title of the Project	Name of Principal Investigator	Funded by (Name of funding agency)	Duration (year)	Start Year-End year	Total funds sanctioned (Rs.)
1.	DBT project for infrastructure creation for R&D Lab in Medical Biotechnology	Prof. Vandana Raphael	Department of Biotechnology,GOI	3 years	2013-2016	446 lakhs
2.	Expression of GP-30 protein in breast cancers.	Prof. Vandana Raphael,GOI	Department of Biotechnology	3 years	2014-17	16 lacs

Completed

S.No.	Title of the Project	Name of Principal Investigator	Funded by (Name of funding agency)	Duration (year)	Start Year-End year	Total funds sanctioned (Rs.)
1.	Role of brush cytology and AgNOR in the diagnosis of oral premalignant and malignant lesions	Prof.Vandana Raphael	Department of Biotechnology	1 ½ years	2014-2016	1.1 lakhs
2.	Analysis of lymphocyte subsets in alcoholic liver disease with special reference to interleukin-17	Prof.Vandana Raphael	Department of Biotechnology	1 ½ years	2014-2016	1.1 lakhs

Departmental projects (including thesis/dissertations):Ongoing

S.No.	Title of project
1.	Hemostatic profile in Chronic Renal Failure patients on Hemodialysis
2.	Clinico-pathological study on Chronic Myeloid Leukemia at NEIGRIHMS
3.	Study of selected biomarkers in the diagnosis of papillary carcinoma thyroid
4.	Efficacy of intraoperative tissue diagnosis in central nervous system lesions.
5.	Prevalence of HPV infection in abnormal PAP smears.

Completed

S.No.	Title of project
1	Role of brush cytology and AgNOR in the diagnosis of oral premalignant and malignant lesions
2	Analysis of lymphocyte subsets in alcoholic liver disease with special reference to interleukin-17

Collaborative Projects:Ongoing

S.No.	Title of Project	Collaborating department/institution
1.	Histopathological changes in excised intraocular muscles	Department of Ophthalmology
2.	VILI screening in correlation with Pap smear	Department of Obs & Gyn
3.	NASH assessment in Liver in patients with cholecystitis.	Department of General Surgery

Completed

S.No.	Title of Project	Collaborating department/institution
1.	Mean signal intensity curve analysis in brain tumors by dynamic susceptibility contrast MR perfusion imaging– funded by DBT	Department of Radiodiagnosis
2.	A study on Helicobacter Pylori infection in patients with calculous cholecystitis	Department of General Surgery
3.	Red blood cell antigen typing among the indigenous population of Meghalaya.	Blood Bank, Community Medicine

Patient Care:

Special Laboratory services –

- Frozen section laboratory – for intraoperative diagnosis
- Renal Pathology – reports on renal biopsy includes light microscopy and Immunofluorescence
- Neuropathology – Intraoperative diagnosis along with specific neurological markers on immunohistochemistry
- Dermatopathology – reports on light microscopy and immunofluorescence
- Flow cytometry Laboratory – for the diagnosis of leukemias and lymphomas

- Screening for cervical cancer by Fully automated Liquipap system
- HPLC for the diagnosis of hemoglobinopathies
- Cytogenetics : Karyotyping, FISH for lymphoma , leukemia and breast cancers

Awards, Honours and significant events:

1. Award for Paper: Bonty Sharma Deka Memorial award for original research publication at NERCON 2015 in Guwahati.
Jitani AK, Raphael V, Mishra J, Shunyu NB, Khonglah Y, Medhi J. Analysis of Human Papilloma Virus 16/18 DNA and its Correlation with p16 Expression in Oral Cavity Squamous Cell Carcinoma in North-Eastern India: A Chromogenic in-situ Hybridization Based Study. J Clin Diagn Res. 2015 Aug;9(8):EC04-7. (Pubmed indexed)
Corresponding author: Raphael V.
2. Third prize in poster presentation category at NERCON 2015 held in Guwahati on 2-4th October. Paper titled 'Krukenberg tumor of the ovary: A report of 2 young females with regards to work-up for primary'.
3. Prof. V. Raphael is in addition to HOD, functioning as Dean of NEIGRIHMS, Chairperson of IEC,NEHU,Shillong, Chairperson Laboratory Services, Editor of NEIGRIHMS J of health & Medical Sciences, Member of IEC, Thesis Committee, NEIGRIHMS, Chairperson of Research Committee NEIGRIHMS, External expert for Evaluation of Progress of SRF(PhD) at NEHU, Biosafety Inspector for the Institutional Biosafety Committee at NEHU, External Examiner for Manipur University , Shankaradeva University Assam, Tripura University.
4. Dr Y. Khonglah is Sub Dean Student affairs, Chairperson of NEIGRIHMS Internal Complaints Committee for Prevention of Sexual Harassment, Warden MBBS Girls Hostel, Sub-committee member of Medical education unit, Member of IEC,NEHU, General Secretary of North East Regional Indian Association of Pathologists and Microbiologists and External examiner for MBBS.
5. Dr Jaya Mishra is also Assistant warden of MBBS Girls Hostel.
6. Dr Evarisalin Marbaniang is also in-charge of the Blood Bank, NEIGRIHMS.

Visiting Scientist:

Provide the name, Institutional affiliation, city and country of persons visiting with official approval.

- Dr Biman Saikia, Professor Immunopathology, PGIMER,Chandigarh,India.

DEPARTMENT OF PHYSIOLOGY

FACULTY

Post	Sanctioned	Current status	Name
Professor & Head	1	-	Vacant
Associate Professor	1	1	Dr.Rituparna Barooah
Assistant Professor	1	1	Dr.John A.Lyngdoh

Senior Resident : 3
Junior Resident : 4

Highlights:

Two Research activities on 1st Yr. MBBS

- Usefulness of group formative feedback
- Short term research activities (FAIMER Project)
- Assessment driven learning
- Milestone/competencies in Physiology

Education:

Objective internal Assessment

1. Regular lecture/Demonstration/relevant clinical exposure for MBBS Students
2. Self Peer corrected objective tests for students.
3. Assignments, Seminar and project for MBBS students.
4. Short term research projects for MBBS students
5. Group activity and peer assisted problem based learning for MBBS students.

CMEs/workshops/Symposia/National and International Conference:

Name: Dr. Rituparna Barooah

1. "Basic course workshop on medical education technologies for resident doctors" 22nd & 23rd July 2015, Department of Medical Education, NEIGRIHMS, Shillong-resource faculty.
2. "The PSG FAIMER Regional Institute" April 2013 to June 2015, Coimbatore, India-fellowship convocation and award of completion.
3. "Competency Based Medical Education" held on June, 18th 2015 at PSG Institute of Medical Sciences & Research at Coimbatore, India – workshop.
4. "e-learning course conducted by MEU India Group from 15th April to 15th July 2015-short term course
5. "National Workshop on skill Building for Systematic Reviews for North East Region" held at Hotel Landmark, Guwahati, Assam 16th – 18th September 2015- workshop.
6. "Research Methodology, Department of Medical Education, NEIGRIHMS, Conducted by National Institute of Epidemiology (NIE), ICMR, Chennai on 21st -24th September, 2015- workshop.
7. Workshop on Medicolegal procedures on 12th June 2015, Department of Forensic Medicine, NEIGRIHMS conducted by GVK Emergency Management and Research Institute, Secunderabad, India.
8. BLS LIFE SUPPORT (BLS) for healthcare providers held at NEIGRIHMS on 26th Oct. 2015, conducted by CME-cum-Workshop on emerging role of virtual dissection technology in integrated medical teaching" conducted by Dr. Ahmed Saad Mohsen,

College of Medicine, University of Bahgdad, Iraq, held on 27th .November.2015 at Lecture –I, NEIGRIHMS.

9. Conference on “International Conference on the Life and Works of Don Bosco-His Educational Philosophy and Method; Relevance, Applications & Challenges” held on 18th and 19th November, 2015.
10. 6th CONVOCATION, NEIGRIHMS ANNUAL DAY, Research presentation programme held on March 4th and 5th 2016

Name: Dr. John A. Lyngdoh-

1. Workshop on Medicolegal procedures on 12th June 2015, Department of Forensic Medicine, NEIGRIHMS.
2. Course on Basic Life Support (BLS) for health Providers American Heart Association Accredited on 16th June 2015.
3. International workshop on Harmonization- Good Clinical practice and ethical Prospective of Bio-Medical Research, NEIGRIHMS ON 29th Aug 2015 supported by AUM Clinical Research management organization, Guwahati.
4. Workshop on Research methodology conducted by the National Institute of Epidemiology, Chennai (ICMR) at NEIGRIHMS 12th to 24th September 2015.
5. Preconference workshop on biostatistics of the 2nd Northeast zonal Conference of IAPSM at NEIGRIHMS ON 15th October,2015.
6. CME cum Workshop on Emerging role of virtual dissection Technology in Integrated Medical Teaching, Anatomy Dept. NEIGRIHMS on 27th November, 2015.
7. 21st international conference on Frontiers in Yoga Research and its applications at Prashanti Kutiram, Bengaluru Jan 3rd to Jan 7th,2016

Lectures delivered at CMEs, National and International Conference:

Name of Faculty member: Dr. Rituparna Barooah

Sl. No	Title of talk	Name of the CME/Conference	Date	Venue	City
1.	Relevance of Bosconian Philosophy in Medical Education	International conference on the life and works of Don Bosco-his educational Philosophy and method ; Relevance , application & Challenges	18 th – 19 th 11- 2015	St. Anthony’s	Shillong

Research:

Funded project,Ongoing

Sl. No	Title of the project	Name of principal Investigator	Funded by (Name of funding agency)	Duration	Start Year – End year	Total funds sanctioned (Rs.)
1.	Baro- Reflex Sentivity Etiology of Essential Hypertension and other life style	Dr. Rituparna Barooah	–	–	2013	–

	disorders.					
2.	Age-related Autonomic Changes in the elderly in khasi hills.	Dr. Rituparna Barooah	—	—	2014	—
3.	BMI, Liver Enzymes & LIPID changes with different pattern and choice of alcohol consumption in Adult Khasi Males.	Dr. Rituparna Barooah	—	—	2015	—
4.	Role of Mediation and Yoga in prevalence of diabetes mellitus.	Dr. Rituparna Barooah	Applied to Ayush	—	2012	—
5.	Insulin –Glucagon ratio in obesity and its effects on serum glucose level.	Dr. John A. Lyngdoh	NEIGRIHMS (Intramural) Research grant	1 yr	To start after receiving sanction order	—

Completed

S. No	Title of the project	Name of principal Investigator	Funded by (Name of funding agency)	Duration	Start Year –End year	Total funds sanctioned (Rs.)
1.	Introduction of Research in Physiology curriculum	Dr. Rituparna Barooah	—	2 years	2013 – 2015	

Patient Care:

Awards, Honours and Significant events:

Dr. Rituparna Barooah

1. Awarded FAIMER Fellowship - June, 2015
2. Short term online course on e-learning - 15th April to 15th July, 2015
3. Resource faculty for Basic course workshop in NEIGRIHMS- July, 2015

DEPARTMENT OF PHARMACOLOGY

FACULTY:

Post	Sanctioned	Current status	Name
Professor	1	1	Dr. Chayna Sarkar
Associate Professor	1	1	Dr. Dhriti Kr. Brahma
Assistant Professor	1	1	Dr. Julie B. Wahlang

Senior Residents:

1. Dr. Joonmoni Lahon, MD
2. Dr. Banylla S. Nongkynrih, MD

ANIMAL HOUSE

Designation	Sanctioned	In Position	Name
Veterinary Officer	1	1	Dr. Pranjal Pratim Saikia
Animal Supervisor	1	-	
Animal Keeper	2	2	

Highlights:

The department aims at contributing fully towards fulfillment of all the aspects of the multi-pronged Aims and objectives of the Institute. It was involved in imparting regular classes for undergraduate MBBS and BSc. nursing students. The department uses audiovisual and other modern aids, softwares and computer assisted learning methods for teaching purposes. The department is also engaged in "Pharmacovigilance" activities and it is encouraging spontaneous Adverse Drug Reaction (ADR) reporting system in NEIGRIHMS. The department started doing research works on Indigenous plants in animal models. The department has also been equipped with highly sophisticated instruments like HPLC for qualitative and quantitative analysis of drugs and is planning to start patient care related activities like therapeutic drug monitoring in the near future. The department is fully prepared to start postgraduate course.

Education:

1. The department is presently imparting training to the 2nd year MBBS students both theory and practical.

Total theory and tutorial during the period : 167 Hrs. (April'15 to Dec'15 – Old Batch and Aug'15 to March'2016. – New Batch)

Total Practical and Demonstration Classes : 228 Hrs. (April'15 to Dec'15 – Old Batch and Aug'15 to March'2016. – New Batch)

2. The department is also imparting training to the 2nd year B.Sc. Nursing students of the college of Nursing. It takes 2 (two) nos. of theory classes per week by faculty and/or resident doctors of the department.

3. The department uses software and audiovisual aids, computer simulation software (CAL) of different animal experiments and animations for teaching purposes.

4. Ongoing Research work on Indigenous plant using animal models and drug analysis by HPLC.

The Department also takes part and presented in the Clinical Grand Rounds (CGR) of the Institution.

The Department is holding monthly seminars on the 2nd Saturdays of every month presented by Resident Doctors and Faculty on various topics of Pharmacology.

Internal Examinations conducted: 3 (Three) including theory, practical and viva for MBBS and Theory Internal examination for 2nd Yr. BSc. Nursing.

University 2nd Professional Examinations held: 3rd week of December`2015 and supplementary examination in April 2016.

In addition to the regular class tests, tutorial, integrated teaching on theory and practical were conducted for MBBS students and also for B.Sc. Nursing students.

CMEs/ Workshops/ Symposia/ National and International Conferences:

1. International Workshop on Research Methodology: 22-23 January, 2016 at NEIGRIHMS, Shillong
2. CME cum Workshop on Emerging role of virtual dissection technology in integrated medical teaching, 27th November, 2015, NEIGRIHMS
3. Training on Biostatistics, 15th October, 2015, NEIGRIHMS
4. CME on Congenital Heart Disease on 3rd October, 2015 at NEIGRIHMS
5. Training on Research Methodology 21-24 September 2015, NEIGRIHMS
6. National workshop on skill building for systematic reviews 16th -18th September 2015, Guwahati
7. Training Course on Basic Life Support, 16th June 2015
8. Training for Medicolegal Procedures, 12th June,2015

Lectures delivered at CMEs, National & International Conferences:

List of oral papers/posters presented

Sl. No.	Authors	Title of presentation	Name of the conference	Date	Venue	City
1	BS Nongkynri h	Adverse drug Reaction (ADR) due to cancer chemotherapy in a tertiary care teaching hospital	Scientific Research Presentation Programme, NEIGRIHMS	4 th March, 2016	NEIGRIHMS	Shillong
2	Dr. D. K. Brahma	Career counseling workshop for School children of Sohra Subdivision, Cherrapunje e, Meghalaya	Organized by District Administration, Govt. of Meghalaya	28 th September 2019	Cherrapunje e Subdivisional Office Conference Hall	Cherrapunje e
3	Dr. D. K. Brahma	Chaired a session in Today`s Learners,	Nursing National Conference	5 – 7 October 2015	NEIGRIHMS	Shillong

		Tomorrows Leaders – Transformin g Nursing Education				
--	--	---	--	--	--	--

Research: Non-funded:Ongoing Departmental Projects

Sl.	Title of project
1	Pattern of Adverse Drug reaction due to cancer chemotherapy in Oncology department of a tertiary care Teaching hospital
2	Prescribing patterns and utilization of Analgesic in patients attending Oncology, Pain clinic, Orthopaedics etc
3	Effect of Methanolic extract of roots of Aristolochia tagala cham. on blood pressure and heart rate in experimental rats.
4	A study on the knowledge, attitude, and practice of generic medicines among the doctors in a tertiary care teaching hospital in north east india
5	Pattern of Medication Use among Elderly In-patients in a Tertiary Care Hospital of Northeast India.
6	Evaluation of Antimicrobial Activities of Aristolochia tagala Cham, Centella asiatica, Houttuynia cordata.

Ongoing Collaborative Projects

Sl.	Title of project
1	A comparative study on the short term effects of Zoledronate and Pamedronate on the histomorphometry of the metaphysic of tibia in young Albino rats. Department of Anatomy and Pharmacology NEIGRIHMS
2	ICMR Network Project in advanced pharmacovigilance capacity building and research in India.

Patient Care:

The department is also engaged in “Pharmacovigilance” activities and it is encouraging spontaneous Adverse Drug Reaction (ADR) reporting system in NEIGRIHMS. The ADR reporting form is made available in all the OPDs and Wards of the hospital. Reported ADR cases from the Institute are visited and confirmed by the faculty/residents of the department and forwarded to National Pharmacovigilance centre. The Department is currently involved in analyzing the analgesic utilization of OPD patients in three clinical departments of the Institute. Till now 13 spontaneously reported ADR cases have been reported by the AMC NEIGRIHMS to NCC.

Animal House:

The Animal House, Dept. of Pharmacology, NEIGRIHMS has been registered with CPCSEA, Animal Welfare Division, Ministry of Environment, Forest & Climate Change, Govt. of India for the purpose of Education, Research & Breeding vide **Registration No: 1565/GO/ERBi/S/01/CPCSEA.**

A registered Institutional Animal Ethics Committee (IAEC), NEIGRIHMS is available to review and approve all type of research proposals involving small animal experimentation before the

starts of the study. The committee has to ensure compliance with all regulatory requirements, applicable rules, guidelines and laws for animal experimentation.

The Animal House, NEIGRIHMS consist of 17 rooms out of which 4 are animal rooms. The Animal House is equipped with central air condition facility. Presently, Swiss Albino Mice, New Zealand-white Rabbit, Wister Rat, Guinea pig (English variety) & Sheeps are available in the Animal House. At present, total numbers of animals are 70.

Education: The Educational activities of Animal House, NEIGRIHMS are as below.

- (i) Use laboratory animals (rodents) for education & research purpose. Support animal related research work/project/thesis of faculty & PG students of NEIGRIHMS as per CPCSEA guidelines/rules with due approval by Institutional Animal Ethics Committee, NEIGRIHMS.
- (ii) Supply of Sheep blood, fertilized eggs etc. to various departments to support Microbiological/ Pathological works.

DEPARTMENT OF PSYCHIATRY

FACULTY:

Post	Capacity	Current status	Name
Professor	1	-	Vacant
Assistant Professor	1	1	Dr.Arvind Nongpiur

Senior Residents : 2 (Two)

HIGHLIGHTS

OPD and Indoor Psychiatry Service:

The department of Psychiatry runs OPD for 6 days a week from Monday to Saturday.

Patients requiring psychiatric inpatient care are admitted in the General Medical ward. All psychiatric referrals from indoor wards are seen bedside in respective wards.

Counselling services have been expanded and Non-Pharmacological intervention has started.

A weekly counselling programme has also started for MBBS students, which was welcomed by all students.

The following is the distribution of total patients reviewed in the psychiatry department during the period of 1st April 2015 to 31st March 2016.

NO. OF NEW PATIENTS	514
NO. OF REFERRED PATIENTS	1635
NO. OF FOLLOW-UP PATIENTS	2962
TOTAL	5111

EDUCATION

The Faculty and Senior Resident of the Department are actively engaged in teaching Under Graduate MBBS students. In addition the Department is also involved in teaching programmes of the B.Sc. Nursing students of College of Nursing. Apart from teaching programmes for students within the campus, the faculty also supervises the field work training of MSW and Psychology students specializing in Medical and Psychiatric Social Work and MA Psychology respectively from different colleges around the country. The Department conducts regular ward discussions and seminars. The faculty of the Department is invited by other organizations for training and awareness on Mental Health.

CMEs/Workshops/Symposia/National and International Conferences

An awareness drive for alcohol and drug addiction was conducted for serving soldiers in collaboration with Assan Regimental Centre on the 31st of July 2015.

Lectures delivered at CMEs, National and International Conferences

Name of Faculty Member: **Dr. Arvind Nongpiur**

Sl.No.	Title of Talk	Name of the CME/Conference	Date	Venue	City
1.	Role of Mental Health Professional in Preventing Suicide	Seminar on "Preventing Suicide: Reaching Out and Saving Lives"	10 th September 2015	KJP Conference Centre	Shillong

2.	Managing Stress- External & Internal Sources of Stress	Workshop on Stress Management	1 st October 2015	North Eastern Police Academy	Shillong
3.	Stress Management: Tools and Techniques	Workshop on Stress Management	1 st October 2015	North Eastern Police Academy	Shillong
4.	Understanding Stress from a medical perspective	Training program "On Introduction of Yoga in Schools	6 th November 2016	North East Regional Institute of Education	Shillong
5.	Stress Management- Tools and Techniques	41 st Basic Training Course of Police Officers	20 th November 2015	North Eastern Police Academy	Shillong

Departmental Projects (including thesis/dissertation):Ongoing

Sl.No	Title of the Project
1.	Psychiatric complications in chronic kidney disease (CKD) patients in North East India: An exploratory study
2.	Efficacy of high frequency rTMS in patients of Somatization Disorder: A randomized, double blind sham controlled study.
3.	Diffusion tensor imaging in complicated Alcohol Withdrawal Syndrome
4.	A head to head clinical trial on the efficacy of Acamprosate and Naltrexone in alcohol abstinence

Collaborative Projects:Ongoing

Sl.No.	Title of the Project
1.	Antidepressant induced switch: Assessment of risk factors. A multicentric study

Patient Care

- a) **Facilities available in the Department:** Daily outpatient services with counselling services available.
A modified ultrabrief ECT and rTMS machines are also available in the department.

With the approval of the Director, two special clinics were started from August 2013 as follows:-

Drug De-addiction Clinic -Every Wednesday

NO. OF MALE PATIENTS	65
NO. OF FEMALE PATIENTS	4
TOTAL NO. OF PATIENTS	69

Child Guidance Clinic - Every Saturday

NO. OF MALE PATIENTS	271
NO. OF FEMALE PATIENTS	156
TOTAL NO. PATIENTS	541

b) Community services/campus:

Counselling program for MBBS students commenced from August, 2014. The counselling program was started to address to the psychological problems of the students. The number of counselling sessions and students counselled are as follows:

NUMBER OF SESSIONS	10
NUMBER OF STUDENTS COUNSELLED	40

DEPARTMENT OF RADIOLOGY & IMAGING

FACULTY:

Post	Capacity	Current status	Name
Professor & Head	1	1	Dr C Daniala
Associate Professor	2	1	Dr Akash Handique
Assistant Professor	3	3	Dr. Pranjal Phukan Dr. Baphiralyne Wankhar Dr. Donboklang Lynser

Senior Resident Doctors -2

Post Graduate (MD) -6

Highlights:

Department of Radiology & Imaging with its various state of the art Radiological Equipments provides diagnostic and therapeutic Interventional Radiological Procedures giving Imaging support to all clinical departments. The department also provides round the clock services.

Education:

The department also have MD Degree program in Radiodiagnosis and admits two Resident Doctors per year.

CMEs/Workshops/Symposia/National and International Conference:

- 1(one) day live regional workshop & CME in interventional Neuroradiology on 20th December 2015

Lectures delivered at CMEs, National and International Conferences

Dr. C. Daniala, Professor & HOD

Sl.No	Title of talk	Name of the CME/Conference	Date	Venue	City
1.		41 st Annual Conference of Indian Radiology & Imaging Association (Assam branch)	5 th to 7 th December 2015	Assam	Guwahati

List of oral papers/posters presented:

Sl. No	Author	Title of Presentation	Name of the conference	Date	Venue	City
1.		Chairing session on Interventional Radiology	41 st Annual Conference of Indian Radiology and Imaging Association (Assam Branch)	5 th to 7 th December 2015	Assam	Guwahati

Lectures delivered at CMEs, National and International Conferences

Dr. Akash Handique MD, PDCC (Neuroradiology), Associate Professor

Sl. No	Title of talk	Name of the CME/Conference	Date	Venue	City
1.	Natural History of Unruptured and Ruptured Aneurysms	5 th Anniversary Celebration & 3 rd Neuro update	12 th June 2015	Rahman Hospital	Guwahati

2.	<p>Case presentation –</p> <p>a. Management of multiple Dural AV fistulas, midbrains hemorrhage on follow up.</p> <p>b. Vertebral artery dissection during preoperative glue embolization of a hyper vascular posterior fossa mass and management of Undetached Apollo catheter pulling out glue cast.</p> <p>c. Perfusion pressure breakthrough or guide wire injury causing intracranial bleed following ICA angioplasty.</p>	XIIth Neurointerventional Complication Meeting.	29 th July to 3 rd August 2015	Goa	Goa
3.	My worst nightmare in vascular embolization	17 th Annual Registry Meet and Mid-term CME, Indian Society of Vascular & Interventional Radiology 2015	8 th – 9 th August 2015	PGIMER Chandigarh	Chandigarh
4.	Interventional Radiology-An Emerging Image-guided Micro-Invasive Therapy and Its Impact in Patient Care	National Seminar on “Science, Technology and Innovation: Its Impact on Communities of N.E. India” Sponsored by: Indian Science News Association, Kolkata, Anthropological Survey of India, Shillong and Indian Council of Social Science Research, Shillong	10 & 11 th September 2015	Department of Anthropology, Gauhati University	Guwahati
5.	Dural AVF – Onyx by Scepter.	1 st National Congress of STNI (Society of Therapeutic Neurointerventions) Delhi	3 rd to 7 th December 2015	Westin Gurgaon	Delhi (NCR)
6.	Head & Neck interventions Dangerous Anastomosis: What all	18 th annual conference of Indian Society of Vascular &	17 th to 22 nd February 2016	Bengaluru	Karnataka

	interventionist must Know?	Interventional Radiology (ISVIR)			
7.	Attended & Participated in the workshop	Aortic Dissections (workshop)	11 th to 13 th March 2016	AIIMS	New Delhi
8.	Recent Advances in the management of oral cancers	Workshop on research methodology & Penal discussion on reason advances in the management of oral cancers.	19 th March 2016	Nazareth Hospital	Shillong

List of oral papers/posters presented:

Sl. No	Author	Title of Presentation	Name of the conference	Date	Venue	City
1.		Natural History of Unruptured and Ruptured Aneurysms	5 th Anniversary Celebration & 3 rd Neuro update	12 th June 2015	Rahman Hospital	Guwahati
2.		Case presentation – a. Management of multiple Dural AV fistulas, midbrains hemorrhage on follow up. b. Vertebral artery dissection during preoperative glue embolization of a hyper vascular posterior fossa mass and management of Undetached Apollo catheter pulling out glue cast. c. Perfusion pressure breakthrough or guide wire injury causing intracranial bleed following ICA angioplasty	XIIth Neurointerventional Complication Meeting.	29 th July to 3 rd August 2015	Goa	Goa
3.		My worst nightmare in vascular embolization	17 th Annual Registry Meet and Mid-term CME, Indian Society of Vascular & Interventional Radiology 2015	8 th – 9 th August 2015	Chandigarh	Chandigarh

4.		Interventional Radiology-An Emerging Image-guided Micro-Invasive Therapy and Its Impact in Patient Care	National Seminar on “Science, Technology and Innovation: Its Impact on Communities of N.E. India” Sponsored by: Indian Science News Association, Kolkata, Anthropological Survey of India, Shillong and Indian Council of Social Science Research, Shillong	10 & 11 th September 2015	Department of Anthropology, Gauhati University	Guwahati
5.		Dural AVF – Onyx by Scepter	1 st National Congress of STNI (Society of Therapeutic Neurointerventions) Delhi	3 rd to 7 th December 2015	Westin Gurgaon	Delhi (NCR)
6.		Head & Neck interventions Dangerous Anastomosis: What all interventionist must Know?	18 th annual conference of Indian Society of Vascular & Interventional Radiology (ISVIR)	17 th to 22 nd February 2016	Bengaluru	Karnataka
7.		Recent Advances in the management of oral cancers	Workshop on research methodology & Penal discussion on reason advances in the management of oral cancers.	19 th March 2016	Nazareth Hospital	Shillong

**Lectures delivered at CMEs, National and International Conferences
Dr. Pranjal Phukan MD, DM (Neuroradiology), Assistant Professor**

Sl.No	Title of talk	Name of the CME/Conference	Date	Venue	City
1.	Vascular & interventional radiology.	Indian Society of vascular & interventional radiology Registry Meet 2015	8 th and 9 th August 2015	Chandigarh	Chandigarh
2.	Assam Endocrinology society.	Assam Endocrinology	10 th	Guwahati	Guwahati

		society conference 2015	October 2015		
3.	1. Cerebral Angiography : what radiology resident need to know (oral) 2. Autologous bone marrow progenitor cell transplantation in the treatment of chronic limb ischemia : A case report (poster)	41 st Annual Conference Indian Radiology a& Imaging Association (Assam branch)	5th to 7 th December 2015	Guwahati	Guwahati

List of oral papers/posters presented:

Sl.No	Author	Title of Presentation	Name of the conference	Date	Venue	City
1.		Two case presentation	Indian Society of vascular & interventional radiology Registry Meet 2015	8 th and 9 th August 2015	Chandigarh	Chandigarh
2.		Imaging & Endovascular management of peripheral arterial disease in diabetic patients	Assam Endocrinology society conference 2015	10 th October 2015	Guwahati	Guwahati
3.		1. Cerebral Angiography : what radiology resident need to know (oral) 2. Autologous bone marrow progenitor cell transplantation in the treatment of chronic limb ischemia : A case report (poster)	41 st Annual Conference Indian Radiology a& Imaging Association (Assam branch)	5th to 7 th December 2015	Guwahati	Guwahati
4.	2.	“Advances in Computational Neurochemistry and Neurobiology” (SNCI-ACNN 2015)	29th Annual Meeting of Society for Neurochemistry, India.	16th -21st December , 2015,	NEHU	Shillong

Departmental projects (including thesis/dissertations)
Ongoing

Sl.No	Title of project
1.	Dr Panchasanguparakalarajan R Study of Coronary Artery Diseases (CAD) by Coronary CT Angiography using mdct (128 slice) in comparison with conventional Coronary Angiography.

2.	MRI in evaluation of Football (soccer) related knee injuries. Dr Mukesh Sharma
3.	Study on efficacy of multi slice CT perfusion in post radiotherapy assessment of nasopharyngeal carcinoma. Dr. Chandralekha Baruah.
4.	Role of diffusion weighted & chemical shift MR imaging in evaluation of vertebral body collapse. Dr. Tara Prasad Tripathy.

Completed

Sl.No	Title of project
1.	Dr Kalyan Sarma, Post Graduate Year - 3 Multimodality Imaging in diagnosis of Non-Specific Aorto-arteritis, Comparison of MRI with contrast enhanced MR Angiography and Multidetector CT Angiography to determining extent of disease and disease activity.
2.	Dr. Ranjit Meher, Post Graduate Year - 3 Mean Signal Intensity Curve Analysis of Brain Tumour by Dynamic Susceptibility Contrast MR (DSC MR) Perfusion Imaging.

Patient care: Enclosed details Patient Care Services provided by the Department

Awards, Honours and significant events:

Dr. Pranjal Phukan, Associate Prof: Awarded 3rd Prize in competitive poster presentation during the 41st Annual Conference of IRIA (Indian Radiology & Imaging Association, Assam branch), Guwahati on the 5th & 6th December 2015, entitle “Autologous bone marrow progenitor cell transplantation in critical limb ischemia: a case report”.

Dr. Kalyan Sarma final year PG: Awarded 1st prize in Prof. B.N. Dutta Memorial Competitive Papers, 2015 in which he presented a paper entitle “Multimodality imaging in diagnosis of nonspecific aortoarteritis”.

Dr. Tara Prasad Tripathy, 1st yr PG: Awarded 1st prize in Prof. A.C. Duarah Memorial Poster Competition 2015, in his presentation entitle “Filum terminale paraganglioma: a case report”.

Dr. Akash Handique, Associate Prof: Awarded academic excellence award 2015 during the 6th Convocation, Annual Day NEIGRIHMS 2016.

Dr. Kalyan Sarma final year PG: Awarded best Post Graduate student for the year 2016 during the 6th Convocation, Annual Day NEIGRIHMS 2016.

Mr. Ajit Chandra Deka, Sr. X-Ray Technician: Awarded best technician 2016 during the 6th Convocation, Annual Day NEIGRIHMS 2016.

Ms. Badarilyne Rynthiang, Sr. Stenographer: Awarded best employee non-technical from hospital during the 6th Convocation, Annual Day NEIGRIHMS 2016.

EQUIPMENTS IN RADIOLOGY Dept., NEIGRIHMS (2015 – 2016)

Name of Radiological Equipment & Model	No. of Equipments	Company	Country of Origin	Date of Installation
MRI 1.5 Tesla (Super Conducting Magnet) Model : AVANTO	1	Siemens AG	Germany	15 / 12 / 2008
Multislice CT Scan 128 Slice Model : Definition AS+ Excel	1	Siemens AG	Germany	24/ 9/ 2013
Color Doppler Ultrasound Machines with 4 D Model : Logiq P 5 Premium	4	GE Healthcare	USA	14/ 12/ 2010

1000 mA Digital Radiography System with Dual Detectors Model : Prorad 3 N Camera: Kodak Camera DV 6800.	1	Prognosys Medical Systems Pvt Ltd (Canon Detectors, Sedecal X Ray System, Spain)	Spain Japan	29/ 7/ 2011
800 mA Digital Radiography System with Single Detector Model : Prorad 3 N Camera: Kodak Camera DV 8700.	1	Prognosys Medical Systems Pvt Ltd (Canon Detectors, Sedecal X Ray System, Spain)	Spain Japan	25 /3 / 2013
Digital Mammography with Stereotactic Biopsy Model : SENOGRAPHE DS	1	GE HEALTH CARE	USA	8 / 2 / 2008
MOBILE X RAY UNITS (300 mA) Model : TMS 300	10	TECHNIX, Indian vendor: Rohonika	ITALY	5 / 9 / 2008
MOBILE X RAY UNITS (300 mA) Model : TMS 300	1	TECHNIX, Indian Vendor: M/s. RGS	ITALY	5 / 9 / 2008
Computed Radiography Systems Model : CR 850, Dry view Camera DV 8900	2	Carestream	USA	17 / 7 / 08
BV C Arm IITV with DSA Model : BV Endura	3	Philips	Holland	10 / 3 / 2008
Bone Mineral Densitometry (Dual Energy X Ray Absorbsiometry) Model : Hologic Discovery W	1	Hologic Vendor : M/s RGS Enterprise.	USA	3 / 12 / 2012
Colour Doppler Ultrasound Machine Xario 200 TVS – X200	2	Toshiba	JAPAN	5 / 3 / 2016

RADIOLOGY SERVICES

The Department is providing round the clock Radiology Services for the Hospital catering to all Departments involving all Faculty, Resident Doctors , Technicians and Nursing Staffs

Digital Radiography	49873
Contrast Procedures & Interventional Radiology	1698
MRI	3405
Mammography	18
Ultrasound	21613
CT Scan	8185
Dual Energy Xray Absorbsiometry (DXA)	1598

Interventional Radiological Procedures done from April 2015 – March 2016

Name of procedures	Numbers
Percutaneous Nephrostomy (PCN)	86
Hysterosalpingography (HSG)	176
Percutaneous Transhepatic Biliary Drainage (PTBD)	32
Digital Subtraction Angiography (DSA)	104
Cholangiogram	23
Fistulogram	01
Sinogram	06
Cystogram, MCU + RGU	136
Colonogram	09
Peripheral Transluminal Angioplasty	27
Thrombolysis	18
Transarterial Chemo Embolisation (TACE)	04
Endovascular Laser Therapy (EVLT)	19
Embolization	70
Sclerotherapy	78
Cerebral Aneurysm Coiling	17
PAIR	05
Imaging Guided Drainage	28
TOTAL	837

DEPARTMENT OF RADIOTHERAPY & ONCOLOGY

FACULTY:

Post	Capacity	Current status	Name
Professor& Head	1	-	Vacant
Associate Professor	1	-	Vacant
Assistant Professor	2	1	Dr. L. Purnima Devi

Medical Physicist - 2 (two)

Highlights:

The department of **Radiotherapy & Oncology** started functioning in August 2004 and shifted to the main campus at Maw Diangdiang in July 2006.

In spite of constraints of not having Radiotherapy Equipments & Infrastructure the Department continued to render service to the needy cancer patients who come with advanced stage, patients who went outside for treatment and referred back to us along with prescriptions for logistic reasons and also to those patients who cannot afford to go outside for personal reasons, in form of Chemotherapy and Pain Management.

In collaboration with the department of Anesthesiology, Palliative Care Unit was started. Oral morphine tablets being dispensed to cancer patients.

Part of Population Based Cancer Registry Project.

Procurement for Linear accelerator is under process.

RCC has been approved this year.

Education:

TEACHING ACTIVITIES

- a) Regular training to the Staff Nurses & Nursing students regarding safe Handling of Cytotoxic Drugs
- b) Teaching theory classes for MBBS students and B.Sc. Nursing Students and also teaching other students coming from outside hospitals and institutes.
- c) Holding regular Bed side clinics and participating in the Seminars
- d) Presentation in CGR.

INTERCOLLABORATIVE ACTIVITIES

- Teaching of participant in palliative care workshop regularly along with Anaesthesiology department.
- Inter-departmental discussions regarding management of cancer patients.

CMEs/Workshops/Symposia/National and International Conference:

Collaborative Projects:Ongoing

S.No	Title of Project	Collaborating department/institution
1.	Pattern of Adverse drug reaction (ADR) due to cancer Chemotherapy in Oncology Department of a tertiary care teaching hospital and impact of pharmacovigilance in ADR reporting. (As a Co-investigator)	Pharmacology
2.	Pattern of analgesic utilization in Oncology setting of a tertiary care hospital, NEIGRIHMS. (As a Co-investigator)	Pharmacology

Patient Care:

In patient care/supportive activities include information regarding: (a) facilities available in the department (including special clinics and/or special laboratory facilities (b) community services/campus etc.

An OPD service is being carried out from Monday to Friday from 9.00 am to 4.00 pm and on Saturday from 9.00 am to 2.00 pm (except holidays).

EMERGENCY SERVICE

- 24hrs including holidays.

DAY CARE SERVICES

- Day care services are being carried out every Monday to Saturday.
- Day care chemotherapy services
- Minor procedures in day care

IN- PATIENT SERVICES

- Oncology Ward is functioning with 16 beds including Day Care service, to provide best possible clinical support to the needy cancer patients.
- Patients are also admitted in Private Ward.
- Minor procedures.

DEPARTMENTAL STATISTICS

New Patients (OPD):	178
Referral from other departments:	533
Total number of new patients:	711
Total no of patients followed up:	2140
<i>Site Wise:</i>	
Esophagus	113
Lung	104
Head & neck	95
Stomach	40
Breast	42
Lymphoma	34
Colon	15
Brain	32
Sarcoma	07
Gynaecological Malignancies	50
Prostate	06
Rectum	22
Gall bladder	22
Liver	23
Bone Tumour	12
Pancreas	05
Leukemia	10
Metastasis	16
Others	63
Total no of patient treated under Day care	226
Total no patient admitted in Oncology ward	693
Total number of chemotherapy cycles administered as the inpatient service	1022
Total number of inter departmental consultation attended & offered	533

Total number of minor procedures performed	85
Ascetic tapping	40
Pleural tapping & Pleuredesis	30
Bedsore Debridement	15

Awards, Honours and Significant events:

List only awards, honours and named orations of national and international repute, conferred (non-elected) memberships of fellowships, offices of the international and national societies and journals. Do not list lectures delivered at CMEs and conference. Also include any major academic activity which is not included under teaching, research and patient care activities. Workshops, symposia etc. already under CME, should not be repeated under this section. These can also include membership of Programme Advisory Committee, Scientific Advisory Committee, Research Advisory Committee, Government Advisory. Please limit this information to a maximum of 500 words.

Visiting Scientist:

Provide the name, Institutional affiliation, city and country of persons visiting with official approval.

DEPARTMENT OF UROLOGY

FACULTY:

Post	Capacity	Current status	Name
Professor& Head	1	-	Vacant
Associate Professor	1	1	Dr. Stephen L. Sailo
Assistant Professor	2	-	Vacant

Highlights: The Department provides the latest state of the earth treatment for all Types of urological diseases including Holmium Laser Eneucleation of the prostate, Extra-corporeal Shock Wave Lithotripsy, minimally invasive treatment for bladder tumours and stones . The department caters to patients not only from Meghalaya, but also from various states of the North-East Mizoram, Nagaland, Arunachal and Tripura.

Education:

1. Department Seminar/Journal Reading – Every Friday
2. MBBS Class – Friday
3. Nursing class – Friday
4. Post-graduate Students from the Department of General Surgery come for two months for their peripheral posting.

List of oral papers/ posters presented:

Sl.No.	Authors	Title of presentation	Name of the Conference	Date	Venue	City
1	S.L. Sailo, Hasan, M. Vakha, M. Debnath	Repair of Urogenital fistulae: Experience over 8 years	Urological Society of India, Annual Conference 2016	January 7-10 2016	HICC	Hyderabad

Departmental projects (including thesis/ dissertations):Ongoing

Sl.No.	Title of project
1	Urodynamic Study in Diabetics, NEIGRIHMS.

Completed

Sl.No.	Title of project
1	Management and outcome of VVF in a tertiary care hospital.

Collaborative Projects

Ongoing

Sl.No.	Title of Project	Collaborating department/ Institution
1	Regulation of glucose metabolism in Prostate Cancer by microRNA expression	Entomology Research Institute Loyola College, Chennai.

Patient Care:

The department sees 180-200 patients on OPD days and provides all the latest treatments for various urological diseases. The department is equipped with Holmium Laser-100 watts, Extra Corporeal Shock Wave Lithotripsy Machine, Urodynamic System, Bipolar TURP and Laparoscopy instruments.

Awards, Honours and significant events: Academic Excellence Award, NEIGRIHMS, 2016

MINOR O.T. : 306 cases**Procedures:**

SPC ↓ LA
Penile Suturing ↓ LA
Prostate Biopsy ↓ LA
Meatotomy ↓ LA
Bladder Biopsy with Bladder Wash ↓ LA
Suprapubic Cystoscopy ↓ LA
Testicular Biopsy ↓ LA
Reduction Paraphimosis ↓ LA
Evacuation of Urethral Stone ↓ LA
Exploration of Scrotum ↓ LA
Secondary Suturing ↓ LA
Cystolithotripsy ↓ LA
I & D ↓ LA
Suprapubic Cystostomy ↓ LA
Left Inguinal Biopsy ↓ LA
Adminstration of Medicine & Treatment of Priapism ↓ LA
Meatotomy with Catheterization ↓ LA
Circumcision ↓ LA
Penile Biopsy ↓ LA
ESWL

MAJOR O.T. : 312 cases

Name of operation
OPERATIONS- STONE
PCNL
URSL
Cystolithotripsy
Pyelolithotomy
Ureterolithotomy
RECONSTRUCTIVE SURGERY
Urethroplasty

Pyeloplasty
VF Repair
Vaso-epididymal anastomosis
URO-ONCOLOGY
TURT
Right Nephrectomy
Radical Cystectomy
Total Penectomy and block
Partial Penectomy
Radical Orchidectomy
PROSTATE
TURP
Holmium Laser Eneucleation of Prostate
ARTERIO-VEINUS FISTULA
Brachiocephalic
Radiocephalic
Ligation of Pseuaneurysm
PEDIATRIC UROLOGY
PUV fulguration
Hypospadias repair
Deflux injection
Orchiopexy
Circumcision
Ureteric Re-implantation
Herniotomy
Urethral fistula repair
LAPAROSCOPIC UROLOGY
Ureterolithotomy
Pyeloplasty
Lap. Assisted Nephrectomy
Renal cyst marsupilization
Diagnostic laparoscopy
Lap. Varicocele ligation
ENDO UROLOGY: MISCELLANEOUS
Endo-pyelotomy
Endoscopic internal urethrotomy
Endoscopic deroofing of bladder cyst
Ureterocele Incision
Retrograde intra renal surgery (RIRS)
URO TRAUMA
Nephrectomy

Penile fracture
Penile injury
Bladder rupture
Miscellaneous Operations
Uretero-ureterostomy
Removal of forgotten DJ Stent
DJ Stent removal
DJ Stenting
RGU
SPC and Meatal dilatation

Research Cell

Faculty & Staff:

Sub-Dean (Research):

Dr. Md. Yunus, Additional Professor, Anaesthesiology & Critical Care

Institution Research Review Board Committee (IRRB), NEIGRIHMS has been constituted under the Research Cell

Following are the Members of Institution Research Review board (IRRB):

1. Chairman:

Prof. V. Raphael
Dean & HOD Pathology, NEIGRIHMS

2. Member Secretary:

Dr. Md. Yunus
Sub Dean (Research) & Additional Professor Anaesthesiology & Critical Care

Members:

Dr. A. Bhattacharyya, Prof & HOD Anatomy, NEIGRIHMS
Dr. A. C. Phukan, MS & HOD Microbiology, NEIGRIHMS
Dr. A. S. Singh, Principal MBBS & HOD Obst & Gynae, NEIGRIHMS
Dr. P. Bhattacharyya, Prof & HOD Anaesthesiology, NEIGRIHMS
Dr. Noor Topno, Prof & HOD, Genl. Surgery, NEIGRIHMS
Dr. C. Sarkar, Prof & HOD Pharmacology, NEIGRIHMS
Dr. P. K. Bhattacharya, Prof & HOD General Medicine, NEIGRIHMS
Dr. C. Daniala, Professor & HOD Radiology, NEIGRIHMS
Dr. A. Mishra, Prof & HOD Cardiology, NEIGRIHMS
Dr. Manuj Kr. Saikia, Professor & HOD, CTVS, NEIGRIHMS

Highlights: Research Cell is the essential part of the Institute which is coordinating the research activities of the Institute which is one of the prime objectives of the Institute It is also important to provide Intramural Grant to the Faculty of the Institute.

CME's/Workshops/Symposia/National & International Conferences:

Sl. No.	Name of Workshop/CME/Training programmes	Dates & Duration	No. Of Participants	Remarks
1.	Workshop on Research Methodology conducted by National Institute of Epidemiology (NIE), ICMR, Chennai	21 st – 24 th September 2015, 4 days	56	It was conducted as per guidelines from Sneha Bhargava committee for APS scheme & also to create awareness for Bio-Medical Research among the Faculty & Resident of Institute

Workshop attended by Statistical Assistants members:

Sl. No.	Name of Workshop	Dates & Duration	Names of participants	Venue
1.	Basic and Advanced Courses in Statistics and Data Analysis using SPSS for Medical Doctors, Scientists & other Research Investigators	7th to 11 th March 2016 and a 5-day Advanced course in statistics from 14th to 18th March 2016 at NIE, Chennai.	1. Ms. Sandhyamoni Gogoi 2. Mr. Kyrmenkhem Khongjoh 3. Ms. Lina Baruah	National Institute Of Epidemiology, (Indian Council Of Medical Research) R-127, Second Main Road, TNHB, Ayapakkam, Chennai-600077, India

Workshop attended by Faculty member:

Sl. No.	Name of Workshop	Dates & Duration	Names of participants	Venue
1.	Advanced Courses in Statistics and Data Analysis using SPSS for Medical Doctors, Scientists & other Research Investigators	Advanced course in statistics from 14th to 18th March 2016 at NIE, Chennai.	Dr. T. Natung, Associate Professor, Ophthalmology	National Institute Of Epidemiology, (Indian Council Of Medical Research) R-127, Second Main Road, TNHB, Ayapakkam, Chennai-600077, India

Publication:

Handbook for practice of Research Methodology: Edited by Dr. Md. Yunus (Sub-Dean Research)

Development of Research Cell:

The 1st meeting of the Institution Research Review Board Committee was held on 6th April 2016 in the Conference Room, Director's Block, NEIGRIHMS under the Chairmanship of the Dean, NEIGRIHMS. Honorable Director, NEIGRIHMS, Prof. A. G. Ahangar & Shri. D. T. Umdor, Deputy Director, NEIGRIHMS was also present in the meeting as Special Invitee. During the meeting the house examined 9 projects from the Faculty (Assistant Professor) of the Institute for Intramural Grant, 28 projects from the Faculty & 1 project from MBBS student for Ethical clearance. Some of the projects were approved by the committee and some were sent to IEC for the approval.

COLLEGE OF NURSING

The College of Nursing, NEIGRIHMS is located towards the North to the Director's Block, NEIGRIHMS, Mawdiangdiang, Shillong. It was established in the year 2006 with an intake of 50 students per annum. The College is currently offering a 4-year B.Sc Nursing Course. The College is recognized by the Indian Nursing Council / Meghalaya Nursing Council. It is affiliated to the North Eastern Hill University, Shillong.

MANPOWER

Teaching Staff:

- | | |
|--|-----------------------------|
| 1. Professor-cum- Principal | - Vacant |
| 2. Professor-cum-Vice Principal | - Vacant |
| 3. Ms C. E. Myrthong, Master of Nursing
<i>Holding the office as Principal I/c wef 24.12.2010- till date</i> | - Assoc. Professor / Reader |
| 3. Ms Bina Khongbuh, M.Sc. Nursing | - Lecturer |
| 4. Smt. Nochovono Tase, M.Sc. Nursing | - Lecturer |
| 5. Shri. L. Anand, M.Sc. Nursing | - Lecturer |
| 6. Smt. Namita Singha, M.Sc. Nursing | - Lecturer |
| 7. Smt. Jodibala Haobijam, M.Sc. Nursing | - Lecturer |

Tutor/Clinical Instructor - 14

The College is assisted by a number of external guest lecturers who are invited to teach the B.Sc Nursing students on subject like Introduction to Computer, Nutrition, Sociology, English, Psychology, Khasi and Statistics.

A few classes on the subjects like Anatomy, Physiology, Biochemistry, Pharmacology, Medical Surgical Nursing I & II, Pediatric Nursing, part of Obstetric & Gynecological Nursing, Genetics, Pathology and Microbiology etc are also being assisted by medical Faculty of various Departments from NEIGRIHMS Hospital.

STUDENTS STATISTICS

		TOTAL	
		M	F
1 st Year Students	= 50 (Chattisgarh 1, Arunachal Pradesh 4, Assam 10, Manipur 7, Mizoram 2, West Bengal 3, Meghalaya 23)	4	46
2 nd Year Students	= 54 (Meghalaya 35, Manipur 9, Assam 6, Arunachal Pradesh 1, Nagaland – 1, West Bengal – 1, Tripura - 1)	6	48
3 rd Year Students	= 51 (Meghalaya 23, Manipur 20, Assam 7, Arunachal Pradesh 1)	4	47
4 th Year Students	= 45 (Meghalaya 16, Manipur 23, Assam 4, Nagaland 1, Arunachal Pradesh 1)	2	43
Total No. of students - 200		16	200

- The Sixth Batch of B.Sc Nursing students graduated on July, 2015. Out of 44 students appearing for final year exam 27 students passed with 1st class and 17 students passed with 2nd class. The passing percentage was 100%.
- The Result of the Seventh Batch of B.Sc Nursing Students is expected to be declared by July 2016.

FRESH INTAKE OF STUDENTS - session 2015-16

The entrance exam for the session 2015-2016 was conducted on 4th July 2015 and the academic session commenced on 13th July 2015

Advertisement for admission to B.Sc. Nursing 11th Batch (for 2016-2017) session was uploaded in the Institute's website at www.neigrihms.gov.in Registration and Filling up of Application Form was done via ONLINE mode only w.e.f 11th April 2016 to 23rd May 2016.

HOSTEL FACILITIES

- The College is having hostel facilities for girls with an intake capacity of 200. However, boys are accommodated in Type 'D' Quarters.

ACADEMIC ACTIVITIES

The academic activities were conducted during the year 2015-2016 were as per the guidelines of the Indian Nursing Council. Practical experience was largely gained at NEIGRIHMS hospital. Apart from the regular clinical placement at NEIGRIHMS, students were also sent for clinical experience in various institutions / set-ups as under:

Sl. No.	Place	Period	Batch
1.	Reid Provincial Chest Hospital, Shillong	07.09.2015 – 03.10.2015	2 nd year
2.	Ganesh Das Hospital, Shillong	06.07.2015 – 06.02.2016	4 th year
3.	MIMHANS, Shillong	13.07.2015 – 03.10.2015	3 rd year and 4 th year
4.	Mawroh PHC, Shillong (Rural experience)	05.10.2015 – 07.11.2015	2 nd year
		09.11.2015 – 05.12.2015	4 th year
5.	Pomlum PHC, Shillong (Rural experience)	05.10.2015 – 07.11.2015	2 nd year
		09.11.2015 – 05.12.2015	4 th year
6.	Rynjah State Dispensary (Urban experience)	13.07.2015 – 19.09.2015	4 th year
7.	Mawpat Urban Health Centre	13.07.2015 – 19.09.2015	4 th year
		05.10.2015 – 07.11.2015	2 nd year
8.	Pynthorumkhrah Urban Health Centre	13.07.2015 – 19.09.2015	4 th year
		05.10.2015 – 07.11.2015	2 nd year
9.	Sanker Rehabilitation Centre, Mawroh	03.08.2015 – 03.10.2015	3 rd Year

Activities conducted by the students during their clinical posting in different Institutions as mentioned above are as under:-

Activities carried out by B.Sc Nursing students in the year 2015-16

Sl. No.	Place	Activities performed	By whom
1	Mawpat UHC Pynthorumkhrah UHC & Rynjah State Dispensary	World Population Day was observed (Poster Display and Role play on Small Family,Happy Family)	4 th Year
2	Mawpat UHC & Pynthorumkhrah UHC	Awareness Programme on Tuberculosis – “Prevention and Control”	4 th Year
3	Mawpat UHC Pynthorumkhrah UHC& Rynjah State Dispensary	Awareness Campaign on Japanese Encephalitis- “Prevention and Control”	4 th Year
4	Mawpat UHC Pynthorumkhrah UHC& Rynjah State Dispensary	World Breast Feeding Week observed (Poster Display and Role Play)	4 th Year
5	Schools under Mawpat UHC Pynthorumkhrah UHC& Rynjah State Dispensary	World Oral Health Day observed (Health Education & Poster)	4 th Year
6	Liewlong Village	Project work on “Keep Clean, be immunized & Stay Healthy”.	2 nd Year
7.	Mawnianglah Village	Project Work on “Be Hygienic Be Healthy”	2 nd Year
8.	Mawtawar Village	Project work on “Prevention and care of Malaria”.	2 nd Year
9.	Riatamdom Village	Project Work on “Healthy Lifestyle for Better Life”.	4 th Year
10.	Mawroh PHC	Project Work on “Prevention and control of Japanese Encephalitis “	2 nd Year
11.	Mawtawar PHC	Project Work on “Tuberculosis on the theme Prevention is better than Cure”	4 th Year
12.	RPCH	Project Work on the theme “ DOTS cured me, it will cure you too “	2 nd Year
13.	RPCH	Project work on “The biggest disease today is not tuberculosis, but rather the feeling of being unwanted”	2 nd Year
14.	Umpling & Nongmysong	Project Work on “Tobacco used among adults”	3 rd Year
15.	Nazareth	World Diabetes Day observed (Poster Display, Quiz Competition and Oration Competition	2 nd Year & 3 rd year

Apart from the above regular activities, 4th Year B.Sc. Nursing students were divided into 6 (six) groups for conducting Research Project on the following:-

1. *“A comparative study to assess the knowledge regarding the Ill Effects of Tobacco Consumption among boys and girls studying in selected higher secondary school of Meghalaya”*.
Guide : Ms.C.E.Myrthong, Principal, College of Nursing
2. *“A cross sectional study to assess the knowledge regarding First Aid Management of Selected Minor Injuries Among Teachers of Selected Schools of Meghalaya”*
Guide :Mrs.N.Tase, Lecturer, College of Nursing
3. *“A comparative study to assess the Effectiveness of Poster Method on the Wall and Pictorial Method on the Bins on Knowledge and Practice of Students and Health Care Workers regarding Segregation of Bio Medical Waste in NEIGRIHMS Hospital”*
Guide : Shri.L.Anand, Lecturer, College of Nursing.
4. *“A descriptive study to assess the knowledge regarding weaning practices of infants among mothers having children below one year of age in a selected area of Meghalaya”*
Guide: Smt.Namita.Sinha, Lecturer, College of Nursing
5. *“A study to assess the knowledge and attitude regarding HIV/AIDS and its prevention among class IX- XII students on selected institutions of Shillong, Meghalaya” selected school of Meghalaya”*
Guide: Smt.Bina Khongbuh, Lecturer, College of Nursing
6. *“A study to assess the level of stress and coping strategies among nursing students (1st Year – 4th Year) in a selected Nursing Institute in Meghalaya”*
Guide : Smt.Bina Khongbuh, Lecturer, College of Nursing

In addition to the above, the students were also sent to the following Institutions for one day educational visit to gain first-hand knowledge:-

Sl. No.	Place	Period	Batch
1.	SOS Children Village, Umiam	22.08.2015	2 nd year
2.	Milk Dairy, Mawiong	23.10.2015	2 nd year
3.	Juvenile Home, Social Welfare, Risa Colony, Shillong	26.11.2015	2 nd year
4.	Mercy Home, Madanryting, Shillong	14.11.2015	2 nd year
5.	Leprosy Colony, Nongpoh	20.11.2015	2 nd year
6.	The Greater Shillong Water Supply Scheme, Mawphlang	09.10.2015	2 nd year

UNIVERSITY / SELECTION EXAMINATION

The University Examination 2015 (April) of B.Sc. Nursing Course was conducted under the aegis of North Eastern Hill University, Shillong. The University results of students are as below:-

- 1st Year - Passed 100 % (Appeared 59, Passed 59)
- 2nd Year - Passed 100 % (Appeared 53, Passed 53)
- 3rd Year - Passed 100 % (Appeared 45, Passed 45)
- 4th Year - Passed 100 % (Appeared 44, Passed 44)

The Selection Examination was conducted internally by the College in December, 2014.

❖ GFATM ACTIVITIES

Training of Trainers and Training of Nurses

Name of the Project : GLOBAL FUND FOR AIDS , TUBERCULOSIS AND MALARIA (GFATM).

- **Project Coordinator :** Ms C E Myrthong, Principal, College of Nursing NEIGRIHMS.
- **Objective of the Project :** (1) Providing training for Nurses on HIV/AIDS and ART
(2) Providing Training for Nurses on Tuberculosis Care and Control
- **Principal Recipient of training fund in India :** Indian Nursing Council, New Delhi
- **Sub Recipient :** Belair, Maharashtra
- **Sub-sub Recipient :** College of Nursing NEIGRIHMS, Shillong
- **Trainers :** Lecturers and tutors from various institute who are trained under GFATM Project.
- **Participants :** Participants (nurses) are drawn from both government and private charitable hospitals for training under this project.
Altogether, 231 Staff Nurses and 97 ANMs were imparted training under the GFATM Project during the year 2015-2016. All the trainings concluded in the month of September 2015 vide INC Notification No. 22-100/Office Order/GFATM/INC-2014 dated 23.09.2015

OTHER ACTIVITIES

- **Anti-Ragging -** Ragging is banned in the College of Nursing, NEIGRIHMS. The Anti – Ragging squad comprising of all teaching faculty and Wardens of the College was constituted in line with the Hon’ble Supreme Court directives on the recommendations of the Lyngdoh Committee.
No report on ragging was received from the college.

SECTION – B
HOSPITAL ADMINISTRATION
MEDICAL SUPERINTENDENT

Medical Superintendent

Prof. A. C. Phukan, MD,DMV,DSA,WHO Fellow.

Deputy Medical Superintendent (Surgical Division)

Prof. M. K Saikia, MBBS, MS

Deputy Medical Superintendent (Emergency & Trauma)

Dr. B. Borgohain, MBBS, MS(Ortho), DNB(Ortho).

Deputy Medical Superintendent (Medical Division)

Dr. K. G Lynrah, MBBS, MD Medicine

Senior Resident, Deptt. of Hospital Administration.

Dr. Seema Konwar, MBBS, MHA.

The Office of the Medical Superintendent is located at the ground floor near the Entrance of the OPD Block in Room No. 12 of the Main Hospital Complex. Opposite to it is the Registration and Reception area along with the MRD Department.

The Office oversees to all the activities related to patient care services in the Hospital. NEIGRIHMS being a Premier Institute in the entire North East Region is equipped with the best of infra-structure, equipments and human resource offering quality health care services to the patients with the available facilities. The Hospital has total bed strength of 549 which are distributed among various Medical, Surgical and Super specialty Departments. It is well equipped with modern diagnostic and therapeutic facilities provided by the competent and experienced Faculty, Resident Doctors and trained nurses and supporting staff which are delivered either free of cost or at subsidized rates to the patients. It renders patient care services to the people of entire North East Region where maximum beneficiaries are from the State of Meghalaya besides patients from the surrounding North Eastern States and other states of the country. Patients from outside the country like Nepal, Bangladesh, Myanmar and Bhutan also avail the hospital services. It has State- of-the-art Operation Theatres providing operative services to the needy patients and Intensive Care Units such as CCU, ICCU, PICU, NICU, CTVS-ICU, Medical ICU and Surgical ICU for extending quality intensive and critical care services.

The number of patients availing treatment in NEIGRIHMS for the period from 1st April, to 31st March, 2016 is on the rising trend. The total number of patients who attended Out-Patients

Department was **2,84,299** and In-Patient Department was **18,209** where **5,169** patients underwent surgical procedures both major and minor operations during the reporting period. The Hospital also provides various Clinical Laboratory & Diagnostic Services to the patients. The Clinical labs altogether conducted **19,77,125** investigations of different types in the Department of Biochemistry, Pathology and Microbiology during the reporting year. The Diagnostic services rendered by the Department of Radio-diagnosis in the form of MRI, CT Scan, X-Ray, Ultra-Sonography, Interventional Radiology etc has come to around **86,372**.

The existing functional Departments in the Hospital are:-

1. Basic Sciences:

- Anatomy
- Biochemistry
- Community Medicine
- Forensic Medicine
- Microbiology
- Pathology
- Pharmacology
- Physiology

2. Medical Speciality:

- Anaesthesiology
- Dermatology
- General Medicine
- Oncology (Medical & Surgical)
- Paediatrics
- Psychiatry
- Radiology

3. Surgical Speciality:

- ENT
- General Surgery
- Obstetric & Gynaecology
- Ophthalmology
- Orthopaedics

4. Medical Super Speciality:

- Cardiology
- Neurology

5. Surgical Super Speciality:

- CTVS
- Neuro-Surgery
- Urology

Other services of the hospital are:-

- Ambulance Services
- Blood Bank
- Dentistry
- Dietary
- Dialysis unit
- Emergency & Casualty Services
- Medical Social Work
- Mortuary Services
- Pain Clinic
- Pharmacy
- Physiotherapy
- Private Ward facility

Performance for the period 1st April 2015 to 31st March 2016 can be summed up as:-

- i. Patients availing OPD & IPD services
 - OPD – 2,84,299
 - IPD – 18,209
- ii. Total Births & Deaths recorded
 - Births – 1,217
 - Deaths – 992
- iii. Operation conducted
 - Major – 3,316
 - Minor – 1,853
- iv. NE excluding Meghalaya
 - OPD – 23,616
 - IPD – 4,474
- v. Rest of India excluding NE
 - OPD – 602
 - IPD – 40
- vi. Outside India (i.e. Bhutan, Nepal, Myanmar, Bangladesh, Pakistan, Turkey, UAE, Sri Lanka, Nigeria)
 - OPD – 77
 - IPD - 15

Activities of the Hospital:-

1. Cleaning Drive conducted regularly in the Hospital
2. Megha Health Insurance Scheme (MHIS) started functioning in NEIGRIHMS on 1st January, 2016 which was formally inaugurated by the Hon'ble Health Minister, Government of Meghalaya, Shri. A. L Hek on the 5th Feb, 2016.



Inauguration of Megha Health Insurance Scheme in NEIGRIHMS on 5th Feb, 2016

3. NEIGRIHMS has been identified as a venue for holding the South Asian Games (SAG) 2016 for Taekwondo w.e.f 13th to 16th Feb, 2016. It has also rendered Medical Services to the players during the period.
4. NEIGRIHMS is also conducting the Annual Health Check-up for the Group – A Officers of All India Services from various Central and State Government Departments. In the year 2015-16 the Officers from the following Departments underwent Annual Health Check-up at NEIGRIHMS:-
IAS, IFS, IPS, IRS, SIB, Postal Department, NEC, Income Tax Department, Custom & Excise Department, CPWD, Ministry of Foreign Affairs, Ministry of Telecommunication, Ministry of Personnel, PG and Pensions, Ministry of Ground

Water Resources, GOI, CBI, Geological Survey of India, AG, Military Engineering Service and Botanical Survey of India.

Around 174 numbers of officers were rendered the service.

Conference /Workshop/ Orientation Programme conducted:

1. Workshop on Swine Flu Pandemic & Other Emerging Infectious Diseases was conducted on the 24th & 25th April, 2015 at NEC, Shillong.

Conference/Workshop attended by the Officials of Medical Superintendent's Office: -

Prof. A.C Phukan, Medical Superintendent:

1. Meetings of the Sub Committee for conducting the Meghalaya Medical Entrance Examination for the Academic Year 2015-16 at Additional Secretariat, Shillong
2. Workshop on E-Procurement, Reverse Auction & Inventory Management on Hospital on 22nd August, 2015 at New Delhi
3. Second Annual North East Health Care Expansion Summit organized by the Alaphra Group and Technical in collaboration with Health Sector NEC, GOI on 3rd & 4th Sept, 2015 at Guwahati, Assam as Panel Member
4. Meeting at Nirman Bhawan, New Delhi on the 15th September, 2015 for attending the Screening Committee for Faculty Post.
5. Meeting at Nirman Bhawan, New Delhi on the 27th November, 2015 for attending the Special Recruitment Drive for Persons with Disabilities.
6. 29th Scientific Advisory Committee of RMRC as Ex-officio Members organized by the Regional Medical Research Centre, N.E Region, Indian Council of Medical Research (ICMR) from 22nd – 23rd December, 2015 at Dibrugarh, Assam.
7. Attended the Award Giving Ceremony on “KAYA KALP” on 16th March, 2016 at NDMC Convention Centre, New Delhi as recipients of 3rd Prize awarded to NEIGRIHMS for Clean Hospital.

Other activities of the Medical Superintendent:

- a. Arrangement of the Medical Team from NEIGRIHMS for attending the Outreach Health Camps/ Blood Donation Camps / Visit of the VVIPs to Shillong.
- b. Periodic holding of Hospital Council Meetings for detail discussion on issues related to Hospital functioning, adopting appropriate policy and their practice / action taken
- c. Planning designing, supervising and leading the NEIGRIHMS Team of the “KAYA KALP” under Clean Hospital Campaign programme of MOHFW, GOI, New Delhi.

Dr. Seema Konwar, SRD, Hospital Administration:

1. Smart Hospitals of Tomorrow 2016 International Healthcare Conference held on 3rd & 4th March, 2016 at New Delhi organized by Healthcare Connections in collaboration with AIIMS, New Delhi
2. Basic Life Support (BLS) for Healthcare Providers on 29th April, 2015 at NEIGRIHMS.
3. Workshop on Medicolegal Procedures organized by the Deptt. of Forensic Medicine, NEIGRIHMS, Shillong on the 12th June, 2015.

4. Participate as Delegate on the Workshop on Medicolegal Procedures organized by the Deptt. of Forensic Medicine, NEIGRIHMS, Shillong on the 12th June, 2015
5. Second North East Zonal Conference of IAPSM on Biostatistics organized by the Deptt. of Community Medicine, NEIGRIHMS on 15th Oct, 2015.
6. Second North East Zonal Conference of IAPSM organized by the Deptt. of Community Medicine, NEIGRIHMS on 16th & 17th Oct, 2015.
7. CME cum Workshop on Emerging Role of Virtual Dissection Technology in Integrated Medical Teaching conducted by Dr. Ahmed Saad Mohsen, College of Medicine, University of Baghdad, Iraq on 27th Nov, 2015 at LT- 1, NEIGRIHMS.
8. 1st North East Patient Safety Workshop organized by Down Town Hospital, Guwahati, Assam on the 8th Dec, 2015.

1. Awards :-

NEIGRIHMS was Awarded 3rd Prize of “KAYA KALP” with an amount of Rs. 1 Crore under Clean Hospital Campaign in the country.



Receiving of “KAYA KALP Award” on 16th March, 2016 from MoH&FW, GOI, New Delhi



“KAYA KALP Award” 3rd Prize, Rs. 1 Crore

Observance of Occasion:-

The following International Events were observed in the Hospital during the reporting period.

1. World Health Day
2. World Immunization Week
3. World Environment Day
4. World Population Day & Week
5. World Tobacco Day-
6. World Blood Donation Day
7. Swachh Bharat –Cleanliness Drive
8. World Tuberculosis Day

During the reporting period the Hospital was visited by various officials/groups:-

- 1). Visit by the Governor of Meghalaya Shri. V Shanmuganathan on the 12th June, 2015

- 2). Visit by the Joint Secretary, Ministry of Health & Family Welfare (NE) Shri. K. C Samria on the 23rd & 24th June, 2015
- 3). Visit by Hon'ble Union Minister of Health, Shri. J. P Nadda on 26th June, 2015
- 4). Visit by the Hon'ble Minister of State, Social Justice & Empowerment GOI Shri. Krishna Pal Gurjar on 8th Oct, 2015.
- 5). Visit by the Inner Wheel Club of Shillong on 5th Aug, 2015 for observing World Breast feeding week by distributing Pamphlets, Nutritious food [packets to lactating mothers
- 6). Visit by the Student from St. Edmund's College, Shillong on the 13th Oct, 2015 in Biochemistry Deptt.
- 6). Visit by the 45 Students of B.Sc Home Science and B.A (Nutrition) from Home Science Deptt. of St. Mary's College, Shillong on 27th Nov, 2016
- 7). Visit by the Rotary Club of Orchid City, Shillong to ENT and Paediatric Wards distributing Indian Flag, Snacks & ORS to patients as part of celebrating Republic Day on the 26th Jan, 2016
- 8). Visit by the ANM Students of Health Training and Research Centre, Pasighat Arunachal Pradesh on education tour on the 8th Feb, 2016
- 9). Visit by the Students of Diploma in Medical Laboratory Technology (DMLT), Beer Seba Group of Institutions, Chhinga Veng, Aizawl for observing the Laboratories in NEIGRIHMS.

REGISTRATION AND MEDICAL RECORD DEPARTMENT

The Registration and Medical Record Department is headed by the Medical Record Officer under the Supervision of the Medical Superintendent, the staffs attached with the Department are as follows:

1. Prof. A.C. Phukan (Medical Superintendent cum Birth and Death Registrar)
2. Smt. W. Mawthoh (Medical Record Officer)
3. Statistical Assistant -2
4. Registration Clerk -8
5. Record Clerk -8
6. MTS -1
7. Outsource -7
- 8.

Introduction

The Department has 3 counters, (i) Indoor admission (ii) Out Patient Counter (iii) Billing Section (iv) MHIS Counter

New Registration is done in five counters, senior citizen counter, female counter, follow-up counter, male counter and counter for receiving and distribution of certificates.

The Registration counter functions 24x7. OPD Registration starts at 8:30 am in the morning till 2:00 pm throughout the week except Saturdays where the closing time is 11:00 am. Sunday and other holidays, the OPD remains closed. Registration of patients, both OPD and IPD is done from the MRD Registration Counter. This department is responsible for computerized registration of new patients in different departments and retrieving old files and test reports. The computerization of the department has been done and has been linked to the OPD, emergency and the Medical Superintendent's Office etc, through involvement of National Informatics Centre (Shillong) but till date link connection has not been done.

I New Record Care

The In-Patient files within two years from the date of Admission are being kept in the Main Registration Room and are arranged serially according to the IP Number. After every two years, the In-patient files are being transferred to the Store Room which is in the minus four level of the Hospital.

II Old Record Care

The Department has an old records care room (3nos) at the minus one (-1) floor adjacent to the mortuary room and the condemned records room in minus four (-4). The Old records care room is used for reference by the students and doctors for study purpose.

As per minutes of the Coordination Committee held on the 11.05.2011, the points were discussed about the digitization of the Medical Records according to the classification of Diseases. At present digitization has not been implemented in the Department.

III Record flow

From the beginning, the Department constituting the Registration Clerk, Record Clerk and some outsource staff have been compiling the outpatient daily reports and monthly reports and other data collected from different departments. They are listed below:

1. Registration

OPD

- a. New Registration of Out patients
- b. Maintenance of daily statistics of new and follow up patients
- c. Computerized registration of New Outpatients.

IPD

- a. In patient registration.
- b. Maintenance of statistical report of in-patients from Outside Meghalaya and neighboring country.
- c. Maintenance of statistical report on the number of in-patients.
- d. Computerized registration of in patients.

2. Birth

- a. Registration of Births
- b. Issuing of Birth Certificate
- c. Issuing of Duplicate Birth Certificate
- d. Preparation of Monthly Reports of Birth as per format provided
- e. Entering of birth report details into the giant register
- f. Preparation of Annual Birth Report. (Statistical Report)
- g. Lamination fees are collected and the amount is forwarded to Accounts Section, NEIGRIHMS which is a source of revenue for the Institute.

3. Death

- a. Registration of Deaths
- b. Issuing of Death Certificate
- c. Issuing of Duplicate Death Certificate
- d. Examining documents for settlement of double claim certificate
- e. Forwarding relevant documents for obtaining signature by treating physician from LIC claims
- f. Examining documents of brought dead patients to be sent to District Medical Health Officer with a copy to Diengpasoh PHC for necessary issuing of the claim.
- g. Preparation of Monthly Report of Deaths as per format provided
- h. Entering of death report details into the giant register
- i. Preparation of Annual Birth Report. (Statistical Report)
- j. Lamination fees are collected and the amount is forwarded to Accounts Section, NEIGRIHMS which is a source of revenue for the Institute.

4. Statistical Reports

- a. Maintenance of Monthly OPD Reports (Old, new and referred).
- b. Maintenance of Monthly IPD reports.
- c. Maintenance of Monthly Report of Deaths and Births.
- d. Maintenance of Monthly statistics of Investigations and procedures done in all Departments/OPD.
- e. Maintenance of monthly statistics on the number of operations done.
- f. Maintenance of monthly statistics on the number of outside state patients/foreign patients who attended NEIGRIHMS. (IPD and OPD).
- g. All the above mentioned monthly reports are being updated to the Annual Report of the Medical Record Department.

5. Medical Leave (Staff and Outside patient)

- a. Forwarding of Medical Leave of staff and outside patient as per format provided to the Medical Superintendent for signature.
- b. Forwarding of Medical Fitness certificate of staff and outside patient as per format provided to the Medical Superintendent for signature.

6. Medical Claims

- a. Examining documents and all cash receipts of the applicant (staff and outside patient).
- b. Forwarding of Re-imburement Claims of patient (staff and outside patient) to the Medical Superintendent for Signature.

7. Estimate Treatment

- a. Examining documents of the applicant (staff and outside patient).
- b. Forwarding of the application (staff and outside patient) to the Medical Superintendent for Signature.

8. Referral Treatment (Staff & Outside patient)

- a. Forwarding of the application (staff and outside patient) to the Medical Superintendent for Signature.
- b. In case of staff of NEIGRIHMS, a Medical Board is fixed on every Wednesday and whenever the case arises.

9. Sterilization

Reports are collected from Gynecology department, after compilation the same is forwarded to the office of the District Health and Medical Officer.

10. Current Official Work

- a. Compilation of Communicable & Non-communicable diseases as per format, 20 points programme.

- b. International Classification of Disease (ICD-10) as per format
- c. National Rural Health Mission (National Programme)
- d. Investigation and procedures reports a) Microbiology b) Pathology c) Biochemistry d) Urology e) Radiology
- e. Records of patient from outside the state, both indoor and outdoor.
- f. Maintaining and distributing of Health Cards to all the Neigrihms employees.
- g. Medico Legal Cases- kept separately from the inpatient case sheet for safe custody/UTP/LAMA etc.
- h. Records of patients being brought by Emergency Services (EMRI 108).
- i. Regarding the In-patient section, the record has been streamlined through the back up register for easier reference.
- j. Correspondence and keeping record of Under Trial Patients
- k. Medical fitness certificate for new appointment (Outside employee)
- l. Sterilization – a) Correspondence
b) Quarterly Report
- m. Lamination of Birth and Death Certificates.
- n. Pink OPD cards has been introduced to all the staffs and students of Neigrihms since March 2012.
- o. Blue OPD cards for Senior citizens have been introduced since July 2012.

National Health Schemes

The Department collects the data for preparation of the achievement statistics on the following National Programmes.

The reports of the same are being submitted monthly and annually to the State Government.

- a) National Rural Health Mission.
- b) Revised National Tuberculosis Control Programme.
- c) Sterilization Report on family planning.
- d) Birth and Death.
- e) Maternal Death Reports

Corresponding to the Higher Authority (State Government) for settlement on Double Claimant for one Death Certificate.

Corresponding to the State Government on the Post Mortem death cases referred by Neigrihms etc. on the cases occurred at Neigrihms.

The compiled records from serial 1 to 8 are forwarded on the 5th of every month and serial number 20 is being submitted quarterly to the District Medical and Health Officer, East Khasi Hills and to the Deputy Director and Medical Superintendent respectively.

Hospital Statistics (April 2015 to March 2016)

	2015-16
Out Patients	284299
IN Patients	18209
Death	992
Birth	1217

Outside State Patients

	2015-16
Out Patients	24295
In Patients	4529

Operation Theatre

	2015-16
Major	3316
Minor	1853

Bed Strength	549
---------------------	-----

Investigations

	2015-16
Pathology	628462
Microbiology	435591
Biochemistry	913072
Radiology	86372

Charges	2015-16
Total Investigation Charges	Rs.3,32,82,657/-
Total Lamination Charges	Rs.28,500/-

IV Development of Skilled Work:-

Since July 2009 all the Registration Clerks and Records Clerks and Out Source have learned to maintain Statistical Records, operating files, receipt, issuing and drafting medical certificate and current official work. This above work is being done after lunch time till closing time.

V. Improvement of Skilled Work

1. Registration on the Blue/Pink/Health card etc.
2. Hierarchy of Billing Section is flowing regularly for future Official Record.
3. Records maintaining on the Re-imburement cases State wise.

The Staffs in spite of the existing work, show their cooperation and responsibility on their additional duties.

VI Daily Routine

Additional work is being done by the Department after lunch time which comprises of the following

1. Assembling and arranging the IPD Case sheets
2. Medico legal cases and death files to be kept accordingly after arranging and assembling in separate locations.
3. IPD case sheets are arranged serially
4. Issuing of Medical Leave Certificate to patients
5. Referral of patients for treatment to hospitals outside the State as well as within the State.
6. Furnishing of duplicate documents required by the applicant for claiming LIC

VII Planning for the benefit of the Department

1. The Head of Department proposes to depute training to all the MRD staff, Record Clerks and Registration Clerks to the proposed Centres, ie. JIPMER (Puducherry), AIIMS (New Delhi), Safdarjung Hospital (New Delhi) affiliated to the Central Bureau of Health Intelligence (CBHI) and Co-ordination Committee Report vide circular Establishment/Branch- II Dated 11.07.2013, Govt. of India. At present two staffs have been sent for training to JIPMER, Puducherry for Medical Record Technician Training.
2. Proposal to follow the Pattern of CBHI in different courses, i.e. Medical Record Technicians, Assistant Medical Record Officer and Medical Record Officer for deputation of the MRD Staff.
3. Study Room for the Physician and Student
4. The Head of Department plans to organize more skilled work especially on the Rules of Medical Records and to send for proposal to depute training to all MRD staffs to the recognized centre conducted by the CBHI for their future benefit.

VIII Achievements

1. Two Registration Clerks have attended the Medical Record Technician course in JIPMER, Puducherry for six months with an aim and target to fulfill the Planning for the benefit of the Department. They are expected to continue for further training in the course of Medical Record Officer for another six months in JIPMER and another six months of Project work in their department at NEIGRIHMS, Shillong.
2. The implementation of Megha Health Insurance Scheme (Card Holders) has been set up in the MRD w.e.f January 2016.
3. The Old IP Files were condemned and burned in NEIGRIHMS Campus on 28th December 2016.
4. Issuing of Disability Certificate to the beneficiaries.

At present, the Medical Record Department cum Registration functions the above as mentioned and is subjected to better modifications in the future for the benefit and growth of the Institute.

NURSING DEPARTMENT

Nursing Department is headed by Nursing Superintendent and is responsible to the Medical Superintendent. Total number of functioning beds in the Institute is: 549

Staff Position:-

Nursing Superintendent - 1
Deputy Nursing Superintendent- 9
Ward in charges - 56
Staff Nurses - 326 Permanent & 82 Outsource

New wards opened –

- Surgical ICU 6 beds from - Oct, 2015
- Medicine ICU 6 beds from - June, 2015
- IVF started - 13th August, 2015

Academics and Human Resource Development:-

1. Review of existing Cadre structure of Nursing Department in the institute for assessing the magnitude of stagnation in various categories of posts and suggest remedial measures to enhance the effectiveness of service capacity building of its members was done April, 2015.
2. 294 Nursing Staff (NS, DNS, Ward Incharge and Staff Nurse) attended the Basic Life Support, training organized by the Medical Education Unit NEIGRIHMS with the support of GVK EMRI wef 24th April, 2015 to 26th Oct, 2015.
3. 8 Staff Nurse attended Advance Life Support training in Obstetrics organized by the Medical Education Unit NEIGRIHMS with the support of GVK EMRI from 24th April, 2015 to 29th April, 2015.
4. TNAI (NEIGRIHMS, unit) celebrated Nurses week by arranging one day Blood Donation Camp in the Institute, the Nursing students and Nursing Staff actively participated in the Programme.
5. 3 MSc Nursing students (Paed) from R.A.K. College of Nursing, New Delhi had undergone summer-field Experience for 1 month in the institute from 19th May, 2015.
6. Nursing Superintendent attended the SNA Conference as a judge for the Scientific Exhibition Competition and Health Education Competition held at Dr. H. Gordon Roberts Hospital, Shillong on 20th May, 2015.
7. One ward sister and one staff nurse attended the X Biennial state SNA Conference held from 20th - 23rd May, 2015 at Dr. H. Gordon Roberts Hospital Jaiaw, Shillong.
8. Nursing Superintendent attended the Academic Committee Meeting which was held on the 29th May, 2015 in Woodland Institute of Nursing.
9. Two Ward Incharge and one Staff Nurse undergone training for Advance Cardiac Life Support training organized by the Medical Education Unit NEIGRIHMS with the support of GVK EMRI on 5th & 6th June, 2015.

10. One Ward Incharge and six Staff Nurse attended the Workshop on Medicolegal Procedures on 12th June, 2015 at NEIGRIHMS, organized by the Department of Forensic Medicine, NEIGRIHMS.
11. 5 Nursing Staff attended the observation of World Blood Donor Day on the 15th June where a trophy was given in appreciation for the Nursing students and Nursing staff who had donated blood.
12. 2 Nursing staffs attended a two day Hindi Workshop in order to Implement Official language policy of Central Government on 18th & 19th June, 2015.
13. All Ward Incharge, DNS & NS attended Workshop on “Kaya Kalp” (clean Hospital Campaign) under the programme of the Ministry of Health & Family Welfare Government of India in collaboration with RSSO/NGO on 25th June, 2015 & participated in the cleaning drive of the hospital.
14. 15 Nursing Staff participated in the Training Programme on TB Care and Control in India under GFATM-Project (R-7) during the month of July to August, 2015 organized by the College of Nursing, NEIGRIHMS.
15. One DNS and One Ward Incharge participated in the 2days Hindi Workshop held at NEIGHRIHMS on 20th & 21st Aug 2015.
16. Hindi Divas fortnight was celebrated from 31st August, 2015 till 14th September, where staff Nurses participated & won cash prizes & certificates.
17. One Ward Incharge and One Staff Nurse participated in the North East Division at the Zonal Round of the NNF Nursing Quiz held at Institute of Child Health, Park Circus Kolkata on 7th Sep 2015.
18. 8 Nursing Staff participated in the Hindi Divas at TOLIC Level from 8th Sep – 22nd Sep 2015 organized by Directorate General Assam Rifles & and were given certificate for passing the Hindi Typing Training.
19. One DNS and 5 Staff Nurse attended the 11th Annual INDO-US World Congress of Emergency Medicine at AIIMS New Delhi from 30th Sep 2015 – 4th Oct 2015.
20. One Ward Incharge was promoted to the post of Deputy Nursing Superintendent wef 4th Nov 2015.
21. Nursing staff took active part in cleaning drive organized on 2nd Oct, 2015 & clean the different areas of the Hospital.
22. Nursing staffs from CTVS Department attended a conference held by the Department of CTVS in the Institute on 3rd & 4th Oct, 2015.
23. Classes on Biomedical Waste Management, Hand washing technique, Spill management, personal protection, Disinfection of Instrument 5S methodology, Methods of cleaning general areas & special areas given from time to time by the NS, DNS and Ward Incharge to the staff Nurses ward attendant & cleaners.
24. Nursing Superintendent, DNS, Ward Incharge and Staff Nurses attended the National Conference organized by College of Nursing NEIGRIHMS, from 5th to 7th Oct, 2015

under the Theme “Today’s Learners, Tomorrow’s Leaders – Transforming Nursing Education.”

25. 2 Ward Incharge and 2 Staff Nurse attended the 17th National Oncology Nursing Conference in AIIMS, New Delhi from 5th Nov – 7th Nov 2015.
26. Nursing Superintendent attended Hospital Infection Control Meeting for discussing various issues related to Infection Control in the Hospital.
27. One Ward Incharge attended a Workshop on Insulin Therapy and SMBG organized by the North Eastern Diabetes Society along with Nazareth Hospital to celebrate the “World Diabetes Day” on 14th Nov 2015.
28. Nursing staffs attended the Hand – on training for the use of vacutainers in the Hospital (Pathology Department) on the 18th & 19th Nov, 2015.
29. Nursing Superintendent attended a Leadership Training Programme from 25th – 27th Nov 2015 organized by the ENFI, Shillong Branch.
30. Nursing Staff participated in the Workshop on “Palliative Care” conducted by NEIGRIHMS from 27th Nov - 12th Dec 2015.
31. Nursing Superintendent and one Deputy Superintendent attended the First North East Patient Safety Workshop organized by Downtown Hospital on 8th Dec 2015.
32. 2 Staff Nurse attended a Regional Conference on “Critical Care: Bringing Dynamic Changes in Nursing” held on 19th Dec 2015 at Sankar Madhab College of Nursing (under down town Charity trust) Panikhaiti, Guwahati, Assam.
33. 2 Staff Nurses were promoted to the post of Ward Sisters/Nursing Sisters in the month of December, 2015.
34. 2 Staff Nurses participated in Pulse Polio Immunization Campaign held from 18th Jan, 2016 to 20th Jan, 2016 and on 22nd Feb, 2016 to 24th Feb, 2016.
35. Training Programme on 20th Jan, 2016 for Nurses of Medical Care Unit, 12th South Asian Games was attended by 12 Nursing Staff selected to be participate as Medical Team in the SAG, Shillong.
36. ANM students of Health Training & Research Centre, Pasighat, Arunachal Pradesh visited the institute to cherished themselves & have different types of exposures in latest development in Medical Science and were given physical orientation to the institute by DNS on 8th Feb, 2016.
37. 12 Nurses took active part as members of Medical Team during the South Asian Games held in the Institutes Campus wef, 13th to 15th Feb, 2016.
38. 2 DNS attended a Half Day Awareness Programme: Nursing Excellence, held on 13th Feb 2016 at Down Town Hospital Guwahati.
39. Nursing Staffs attended the 4th Convocation/ Annual Day Research Presentation Programme organized by the Institute on 4th & 5th March, 2016 and 5 Nurses were given Best Nurse Award.
40. One Ward Incharge and One Staff Nurse from CTVS attended a Workshop on “Aortic Dissections” at AIIMS, New Delhi from 11th to 13th March 2016.

41. Nursing Superintendent and 3 Staff Nurses who were selected to function as Infection Control Nurses attended a meeting on Hospital Infection Control on 22nd March, 2016 to discuss the various issues related to Infection Control activities of the Hospital.
42. Nursing Superintendent attended “Observation” of World TB Day on 22nd March, 2016 where Awareness Programme was held for Public and Poster Competition for Nursing Students.

DIETARY SECTION

Introduction

The department caters to more than 400 patients per day in general wards and private ward.

Objectives:

1. To maintain good nutritional status of all patients.
2. To educate patients about how diet plays a major role in the treatment of various diseases.
3. To modify the daily diet pattern of patients to meet their requirement during various diseased condition.
4. To correct deficiencies especially in patients with prolonged hospital stay like cancer patients and critical care unit patients.

Diet therapy in most instances is not a remedy in itself but is a measure which supplements or makes the medical or surgical treatment more effective.

Activities:

The Dietary Department perform two major activities that is

1. Nutritional care of patients
2. Food service management

1. Nutritional care of Patients

Nutritional care is provided through an

a) Out-patient diet clinic

The O.P.D patients referred from various OPDs are given counselling in the diet clinic at Room No. 901, Level -1. The OPDs timing are from 10:30 am – 2:30 pm. The assigned Dietician would first check the patients OPD card for diagnosis and diet advice, then only plan the diet and provide a chart with detailed counselling on how to follow it.

b) In-patient Nutritional Care

The assigned Dietician will conduct ward rounds on a daily basis to visit the individual patients in order to assess the nutritional status, to make changes according to the patients need and requirement and to give a brief orientation about our hospital diet. A careful Dietary history of each admitted patients is taken, diagnosis and biochemical parameters are being checked so as to modify the diet according to the diseased condition. Diet Chart and counselling is also being provided at the time of discharged.

2. Food service management

Diet is compulsory for all In-patients. Hospital kitchen is being managed on a contractual basis. The contractor is responsible for arranging raw material, fuel gas, man power, cooking utensils and serviettes as per the recommendation of the Institute while major equipments is provided by the hospital. The meals are prepared and served as per daily instruction given by the Dieticians who maintain a strict check on the quality of food and the services provided. A weekly cyclic menu is followed to provide variety in the diet.

The diets are prepared at the main hospital kitchen situated at Level -3. All therapeutic diet as served in covered trays as per their meal card prepared by the dieticians. Enteral nutrition

is provided for the critically ill patients who cannot be fed orally. Distribution of foods is checked on a daily basis.

The major activities that take places in the kitchen are:

- a) Receiving of raw materials.
- b) Storage of raw materials in proper storage area like the walk in cooler for perishable goods and dry storage area for non-perishable goods.
- c) Production of food where various meals are prepared according to prescribed diet plan.
- d) Serving of food according to the portion prescribed in the diet plan with the help of standardize cups and serving the diet tray at the patient's bed side.

The major role of the Dieticians in the food service area is:

- e) Compilation of the diet sheets received from all the wards twice a day. Planning of therapeutic diet with the help of a meal card which specifies the calories and protein requirement. The meal card also has a list of food items to be served during each meal. Meal card will be placed on each therapeutic tray at the time of food serving so as to guide the service person on the type of diet, portion size and foods to be given.
- f) Planning of Ryle's Tube Feeds according to the required calories, protein and volume needed.
- g) Evaluation of prepared food before serving to the patient.
- h) Checking the therapeutic tray of patients during the serving time to ensure that patient received the meal as per the plan given in the meal card.
- i) Monitoring of cleanliness of the various areas within the kitchen.

The various types of diet being provided are:

- 1) Regular Normal diet
- 2) Soft diet
- 3) Clear Liquid diet
- 4) Full Liquid diet
- 5) Ryle's tube feeds
- 6) Jejenostomy feeds
- 7) Diabetic diet
- 8) Renal Diet
- 9) High Protein diet
- 10) Salt free diet
- 11) High Fibre Diet
- 12) Weight Reducing Diet
- 13) Low Purine Diet

MAN POWER:

The Dietary Unit has at present, one Deputy Chief Dietician, two Assistant Dieticians, five Multi Tasking staffs and four Outsourcing staffs.

ACADEMIC ACTIVITIES APRIL 2015 TO MARCH 2016

1. Orientation visit of the B.A Second year, Food and Nutrition students of Union Christian College, Umiam Ribhoi District, Meghalaya, on the 10th September 2015.
2. A visit of the B.Sc Home Science and B.A (Nutrition) students, from the Department of Home Science, St. Mary's college, Shillong on the 19th November 2015.

The statistics of the Department are as follow

Diet Supply	Diet Counselling	
	Out – Patients	In - Patients
152995	785	1634

LAUNDRY

The main aims of the department are:

1. To wash, dry, iron and fold linens, aprons, patients' gowns, etc, to a high degree of cleanliness and order.
2. To supply clean and uninfected linens to the different wards and other departments as well.

Here the laundry functions 8 hours a day and 6 days a week rendering its services to the patients as well as the staff of the Institute.

Some of the machines available in the department are as follows;

Sl. No	Particulars	Capacity	Quantity
1	Washing Machine (Electrically operated)	100 kg	3
2	Washing Machine (Electrically operated)	30 kg	2
3	Sluicing Machine (Electrically operated)	30 kg	1
4	Hydro Extractor (Electrically operated)	50 kg	3
5	Dry- cleaning Machine (Electrically operated)	30 kg	1
6	Flat Bed Press (Steam operated)	-	1
7	Flat Steam Iron (Steam operated)	-	2
8	Hand Steam Iron (Steam operated)	-	2
9	Dryer (Steam operated)	100 kg	4
10	Mobile Trolley / Table	50 kg	2
11	Wash Room Trolley	30 kg	6
12	Linen Shelf	-	10

Out of these, only the steam operated machines are non-operational due to the absence of steam.

The department is headed by the Medical Superintendent and assisted by the Laundry I/c. There are altogether three permanent staffs in the department, two laundry supervisors, one posted in the general laundry and one in the O.T laundry, one laundry mechanic and 25 outsourced staff out of which two are tailors and twenty three laundry attendants.

Sl. No	Distribution of Work	No of Staff
1	Collection and delivery of linen.	6
2	Washing soiled linen.	6
3	Airing of linen.	6
4	Folding	3
5	Arrangement of linen.	2
6	Ironing.(Done by supervisor who is a permanent staff)	1
7	Tailoring.	2
	Total	26

All staffs are being rotated in different areas as and when required except for tailors.

The laundry caters to all the departments in the hospital, collecting dirty and delivering clean and uninfected linen to the wards on a daily basis. Besides the wards, it also caters to other departments such as Cath Lab, CSSD, Blood bank, Endoscopy, Radiology, Echo Lab, etc, and OPD as well. The department is also responsible for washing and providing clean linen to other departments outside the hospital such as the Director's Administrative Block, , Forensic Science, Nursing and MBBS Hostel and College. The amount of linen received by the laundry section per day is 1500 to 2000.

The detergents and chemicals used for washing are of very high quality, supplied by Johnson Diversey Limited. Some of the detergents used are; Superior performance detergent (clax 100 L), Liquid emulsifier concentrate (clax 200 S), Chlorine bleach (clax hypomagic), Liquid Destainer for coloured linen (clax sonril), fabric softener (clax soft) and Virex II 256 for infected linen and robin blue to give a bit of light to the linen. The consumption of these detergents is properly recorded to check pilferages.

For each and every department, separate laundry/linen register is maintained where every collection of soiled linen and delivery of clean linen, is entered and signed by the laundry staff and the staff of the department receiving the linen. This register is finally checked and countersigned by the Laundry I/c. The use of all washing machines and hydro extractors are also recorded in the log book to check overloading. A separate register for infected linen is also maintained so as to be able to get into account the amount of infected linen received by the department and to take precautionary measure against them.

Staff meeting is held once in 3 months, to make them understand the importance of the department in the hospital in terms of providing clean and uninfected linens to the patients, and general awareness of the risk involved in handling infected linen, using precautionary measures while handling them and how to treat them.

The department has been functioning well providing its services to patients, doctors, nurses and other staff of the hospital in whichever possible way it can.

An inspection was conducted in the department by the Assessment Team MoHFW, GOI KAYA KALP on the 29th January, 2016 and suggested that colour coding of linen to be done specially bed sheets (different colour for different days), to have Central Store for linen in the department and, that all equipments should be made functional at the earliest for efficient laundry management. They have also suggested that the department requires improvement such as, proper place to dry linen, taking precautionary measures while washing soiled linen (staff to be provided with long gloves and gum boots), since then, more lines were made outside to dry linen and staffs were provided with long gloves and gum boots as a precautionary measure to safeguard them from the risk of infection. The department have made some improvements on different areas of weaknesses since the KAYAKALP programme.

O.T.

The O.T Laundry is another section of the laundry. Situated in the back area of the O.T, it functions 24hrs a day or according to the number of cases being performed in a day.

Here the laundry functions with 5 staffs of which 4 are outsourced and 1 supervisor who is a permanent staff. Since its commencement, this section has been functioning with domestic washing machines and dryers with 2nos each and an electric iron for pressing linen and doctors' and nurses gowns and other O.T dresses as well. The amount of linen received per day here in the O.T Laundry is 800 to 1000 numbers.

The O.T laundry caters to departments in the hospital such as Orthopaedic, Gynaecology, Surgery, C.T.V.S, Urology, E.N.T, Ophthalmology, I.C.U and all surgery related departments, washing soiled linen and delivering clean and uninfected linen on the same day. The detergents and chemicals used here are being supplied from the main laundry, wherein 5kg of powder (clax 100 L), 3ltrs of chlorine bleach (clax hypomagic) and 3ltrs of liquid concentrate (clax 200 S) are being consumed per day. To ensure that the department function smoothly and there are no shortages of linen, a linen register is kept where, the number of linen received and their delivery is properly recorded and signed by both laundry staff and the staff of the receiving department.

However, the O.T laundry is a temporary one, where all the washing, folding and ironing are done in a small room.

The department as a whole has been functioning well with limited resources available to be of small service to the institution as a whole.

Account of Linen received by the Laundry Department

APRIL 2015- MARCH 2016

No. of Linen from WARD	1,90,984
No. of Linen from O.P.D	69,015
No. of Linen from O.T	1,07,370
TOTAL No. of LINEN	3,67,369

BLOOD BANK

1. **Location:** The Department of Blood Bank is located at **level 0** of the main hospital building midway from the main reception area of the hospital.
2. During the period from 1st April 2015 till 31st March 2016 ,the number of blood units collected were as follows:
 - 1) Number of donors screened : 8354
 - 2) Number of donors accepted : 4981
 - Number of Replacement donors :: 4259
 - Number of voluntary donors : 766

4. VOLUNTARY BLOOD DONATION CAMPS

A total of 18 Voluntary Blood Donation camps were held during the said period involving the following Institutes & organizations:

i. In house : 06 Nos

Sl. No.	Organization/Institute	Dated	No. of units Collected
1.	Bharti Airtel, Shillong	1 st May 2015	11 nos
2.	Trained Nurses Association of India, NEIGRIHMS Unit	14 th May 2015	37 nos
3.	ASUS unit, Shillong	25 th & 27 th of July 2015	66 nos
4.	Meghalaya Tamang Buddhist Association and the NSS unit of BBS college, Shillong, East Khasi District, Meghalaya	8 th August 2015	11 nos
5.	Member of Calvary Bible College, Shillong	8 th September 2015	23 nos
6.	Member of Jingiaseng Samla Balang Presbyterian Church, Nongkseh	12 th September 2015	12 nos

ii. Out house : 16 Nos.

Sl. No.	Organization/Institute	Date	No. of units Collected
1.	509 SU, Air Force Station, Laitkor Peak	6 th April 2015	37 nos
2.	BSF, Mawpat, Shillong	13 th June 2015	25 nos
3.	Rotary Club, Shillong	1 st July 2015	23 nos
4.	Thalai Kristian Pawl church, Shillong	23 rd of July 2015	39 nos
5.	Shillong college, Shillong	22 nd September 2015	26 nos
6.	MITERC, Holy cross Brooledene, Dhanketi, Shillong	1 st October 2015	12 nos
7.	ARC, Happy Valley, Shillong	30 th October 2015	26 nos
8.	St. Edmunds colleg	10 th November 2015	20 nos

9.	Lady Keane Girls College, Shillong	17 th November 2015	23 nos
10.	BSF Umpling, Shillong	30 th November 2015	67 nos
11.	R & R colony, Shillong	20 th December 2015	15 nos
12.	Military Hospital, Shillong	10 th January 2016	55 nos
13.	Ramakrishna Mission Vivekananda Cultural Centre	12 th January 2016	22 nos
14.	Harijan Coloney, Shillong	25 th February 2016	10 nos
15.	Seven day Adventist Church, Shillong	14 th march 2016	22 nos
16.	NEHU, Shillong	18 th March 2016	84 nos

5. TESTS PERFORMED IN THE BLOOD BANK:

A. ROUTINE TESTS (No. of tests done in the said period):

- i. Blood Grouping : 15118
- ii. Cross-matching : 7303
- iii. TTI screening (reactive) : 158
(For HIV1&2, HBV, HCV, Syphilis and Malaria)

Sl. No.	TTI	No. of tests done	No. of positive cases
1.	HIV	4981	16
2.	HBsAg	4981	43
3.	HCV	4981	20
4.	Syphilis	4981	84
5.	HBV + Syphilis	4981	01
6.	HIV+ Syphilis	4981	01

- iv. Antibody screening. : 8271 nos.
- v. Antibody identification done : 25 nos
 - Identified : 25 nos.
 - Unidentified : 01 no

Sl. No.	Antibody Identified	No. of cases
1.	Anti D	1
2.	Cold antibody	46
3.	Para-bombay	1
4.	Anti c	1

vi. Work up on Transfusion Reactions. : 18 nos.

B. SPECIAL TESTS (No. of tests done in the said period):

- i. Rare Antigen typing (Rh, Kell, Duffy, MNS, P1, Lewis, Kidd, etc): 300 nos.
- ii. Adsorption and Elution : 20 nos
- iii. Neutralization : 20 nos.

6. Blood and Blood products issued:

Sl. No.	Blood / Blood product	No. of Issues
1.	Whole Blood	0
2.	Packed Red Cell	4998
3.	Fresh Frozen Plasma	3531
4.	Platelet Concentrate	1996
5.	Cryoprecipitate	161
	Total	10686

7. ACADEMICS:

- 1. We have been conducting continuous academic programs for doctors, technicians, and staff, nurse on a weekly basis on various topics on Blood Banking and Transfusion Medicine.
- 2. Participated in the hospital academics with a poster presentation on “**Poster presented on Delayed Hemolytic Transfusion Reaction (DHTR) due to Anti c (small) & Anti N: A case report**” in the hospital grand round from the Department of Blood Bank.
- 3. At present one project is underway funded by DBT.

7. OTHER ACTIVITIES:

- 1. Celebrated World Blood Donors Day on 14th June 2014 in a State Level Programme.
- 2. Celebrated National Voluntary Blood Donation Day on 1st October 2014 in a State Level Programme.

Sanitation



Sanitation Workstation:

- Presence of The Department of Sanitation can be felt everywhere in the campus.
- For the record, Sanitation workstation (Sanitation Officer's room), Sanitation Control Room and Sanitation Store are located just behind the registration area of Out Patient Department, specifically Room No 9 and 10 in the ground floor.
- Bio-Medical waste management (Collection & transportation) works are being carried out from the area near the laundry (-2 floor).
- Bio-Medical waste Management (Treatment and Disposal) works are being carried out in the BMW (M&H) Plant, located near STP.
- Room No 11 was also under the possession of Sanitation and was being used for Storing huge quantities of Sanitation and Bio-Medical Waste Management items. But on request for the benefit of poor patient that room has been given to **AMRIT** (Affordable Medicines and Reliable Implants for Treatment)

Staff Position:

- Functions 24 hours 365 days under the Guidance of the Medical Superintendent, NEIGRIHMS.
- Headed by Shri Debal Kumar Das, Sanitation Officer.
- Assisted by four Permanent Supervisors (MTS) Smt Shellgina Mawthoh, Smt Twentinyne Rympie, Shri Parmeshwar Rai and Smt Kuldeep Kaur.
- And the planned works are being executed on the field by Shri Michael Wahlang and his team from the Outsource Organization, Rangers Securities and Services Organization (RSSO).
- All the data, record and store items are maintained by our only outsourced Clerk cum Store Keeper, Smt Erimai Khongwir.

Duty & Responsibility:

Area Covered:

Among the 306 acres of pine filled hilly land, approximately half of the area remains free from construction and are being maintained by The Department of Sanitation.

We provide Sanitation services to more than 90,000 square meter of floor areas 24x7, where more than 500 Indoor beds, huge OPD building, more than 300 washrooms, few Laboratories, blood bank, 4/5 Operation Theatres, Casualty block and obviously Administrative block are functioning.

In NEIGRIHMS' "Cleaning" is being carried out in a standardized manner by automated means that guarantees an adequate level of cleanliness. Presently, we have six (06) nos Automatic Floor Scrubber Driers, Two (02) nos heavy duty Vacuum Cleaners, One (01) no backpack Vacuum cleaner and one (01) no Jet cleaner.

Recently, few more added to the fleet of Automatic Floor Scrubber Driers by the Contrator RSSO. Among those **One is Ride on and other four are Walk behind machines.**

Service extended:

In addition to our normal duty and responsibility, following services were extended:

- Assisted to organize successfully NEIGRIHMS' "ANNUAL DAY" celebration on 5th March, 2016.
- Also assisted to organize various Exams, various Inspections, CME's, Seminars, Workshops, Nursing & MBBS student's fresher's meet, week and Functions etc.
- Department of Sanitation also provided all necessary assistance to other departments to set up, commission, alter and shift their respective Departments & to organize any program.
- For quality monitoring, assisted Engineering section in testing drinking water, cleaning water tanks and also roof tops, wall pipes etc, maintaining of proper drainage flow, clearing of Sewage lines etc.
- Imparted necessary training to the Staffs regarding safe management & handling of Bio-Medical waste.

- To liaise with Central & State Pollution Control Boards, Shillong Municipal Board and various other Hospitals as and when required.
- Giving projection of requirement of sanitary items, placing indents, receiving, issuing and maintaining stock registers of all sanitary items.
- Taking care of Indoor plants, clearing of bushes.
- Through tender process started selling disinfected and shredded plastic waste for recycling purposes.
- Considering the risk of working as Bio-Medical Waste Collectors, the Department arranged for Hepatitis B vaccination for all the Outsourced BMW handlers & collectors.
- Making arrangements for cleaning of Faculty Quarters whenever joined, shifted.

Committees Represented:

Sanitation Officer Shri D.K.Das is serving NEIGRIHMS' Bio-Medical Waste Management Committee as Secretary and also representing various other committees as a member like Hospital Infection Control Committee, Hospital Council, Technical evaluation Committee for tendered Infection Control Chemicals, Sanitation Items, Stationary Items, Laundry Chemicals, NEIGRIHMS' Sports Committee etc. formed by the Director of NEIGRIHMS.

Academic participation:

Shri D.K.Das, Sanitation Officer participated as a Resource person in the Orientation program of

- i) 1st Year Post Graduate & Post Doctoral (MD/MS & DM) student on 29th July, 2015,
- ii) Interns on 24th February, 2016

organized by the Medical Education unit, NEIGRIHMS & also Orientation program of MBBS students regarding “**Hospital Waste Management**” (Overview).

Participated as NEIGRIHMS' nominee in the

- i) Workshop on Bio-Medical Waste Management organized by Central Pollution Control Board, Northeastern Zonal Office, Shillong on 9th November, 2015.
- ii) International Conference on Hospital Waste Management & Infection Control, An World Health Organization (WHO), All India Institute of Medical Sciences (AIIMS) and Indian Society of Hospital Waste Management (ISHWM) initiative, held at Jawaharlal Auditorium, AIIMS, New Delhi from 14th to 15th November, 2015.

- Shri D.K.Das, Sanitation Officer prepared and submitted **Bio-Medical Waste (M & H) Annual report** to MSPCB in respect of NEIGRIHMS, as prescribed under the BMW (M & H) Rules, 1998.

Central Sterile Supply Department (CSSD)

1. Introduction:-

The CSSD department has been providing regular sterilized material to the hospital. CSSD is giving service to more than 540 patients daily. Preparation and sterilization of linen packs, dressing material, instrument packs and used investigation vials are reprocessed under the supervision of technical staff.

2. CSSD Staff Position:-

A. CSSD Officer I/C	: Dr. Bhaskar Borgohain Deputy M.S. & Acting In charge CSSD.
B. CSSD Supervisor	: Mr. Tapan Chandra Deka
C. CSSD Assistant Gr-I	Mr. Hemanta Kumar Bora
D. CSSD Assistant Gr-II	: Mr. Laishram Kennedy Singh
E. MTS Staff	: Mr. Orally Rangslang
F. Out Source Staff	: 10 in numbers

3. Up gradation during this period:

Due to increase in workload during this period

- A. One number of high vacuum steam sterilizer is received against buy back of existing High pressure steam sterilizer.
- B. One number of Plasma sterilizer is received against buy back of ETO sterilizer.

4. Administrative steps taken:

Detailed yearly requirement of the CSSD (Quarterly basis) in formally submitted to administration. Additional outsourced Man power requirement for CSSD from present 10 to a minimum of 15 has been communicated with justification to the administration due to increasing work load.

5. CSSD Work load:

Work load has increased significantly as compared to last year.

A. Total No. of sterile load	-	2800 Load
B. Total No. of instrument Trays packing (wards, OPDs, etc)	-	39229 Nos.
C. Total No. of Dressing Material Drum Preparation (wards, OPDs, etc)	-	13324 Nos.
D. Total No. of Items Sterilized for Labor Room	-	1964 Nos.
E. Total No. of Items Sterilized for Cath. Lab	-	7271 Nos.
F. Total No. of Items Sterilized for O.T.	-	19434 Nos.
G. Total No. of Items Sterilized for Post ICU.	-	4733 Nos.
H. Total No. of Plasma Items Sterilized	-	12993 Nos.

6. CSSD Equipment status at present:-

1. Plasma sterilizer - 2 No.
2. Vertical Steam Autoclave - 1No.
3. High pressure high vacuum Steam sterilizer- 6 Nos.
(2No. not functioning, Due to non availability
Of Steam line)
4. Ultra sonic cleaner -1 No.
5. Drying/ Heating Cabinet - 2Nos.
6. Incubator - 1No.
7. Trolley for Steam sterilizer- 9Nos.
8. Glove Sort Bin - 2Nos.
9. Gauge Cutting Machine - 2Nos.
10. Work Table with Double Sink - 2Nos.
11. Work Table with single sink - 2Nos.
12. Transfer Trolley with under Shelves - 8Nos.
13. Basket Transfer Trolley - 8Nos.
14. Half size sterilizing basket - 40 Nos.
15. Full size sterilizing basket - 50 Nos.
16. Free standing double side basket rack - 12 Nos.
17. Free standing single side basket rack - 12 Nos.
18. Free standing U. V. storage cabinet - 10 Nos.
19. Electric control panel -2 Nos.
20. Washer disinfectant -1 No.
21. Air Blower -1 No.
22. Air Washer -1 No.
23. Air Compressor -2 Nos.

7. New Arrival: One number of high vacuum steam sterilizer is received.

Make: MMM company (Germany)

Model no.: Selectomat SL 6612

Capacity: 600 liter

Advantage: Reducing noise pollution and produce 100% dry steam.

8. Equipment Maintenance

Service engineer from CL Micromed pvt. Ltd. and Medex (I) Pvt. Ltd. that supplied equipment did servicing of the CSSD equipments.

9. Other Activities: Teaching

Providing practical demonstration of equipment, work flow and sterilization to the 1st Year MBBS & 1st year B.Sc. Nursing students

Section – C - Administration
Governing Council of NEIGRIHMS, Shillong

Sl.No.	Name & Address	
A	Ex-Official members	
1	Hon'ble Union Minister of Health and Family Welfare, Nirman Bhawan, New Delhi	President
2	Hon'ble Minister Health & Family Welfare, Government of Nagaland	Member
3	Hon'ble Minister Health & Family Welfare, Government of Meghalaya	Member
4	Hon'ble Minister Health & Family Welfare, Government of Manipur	Member
5	Hon'ble Minister Health & Family Welfare, Government of Sikkim	Member
6	Secretary Health, Ministry of Health & Family Welfare, Nirman Bhawan, New Delhi	Member
7	Representative of Ministry of Finance Addl. Secretary and Financial Advisor, Ministry of Health and Family Welfare, Nirman Bhawan, New Delhi	Member
8	Representative of Ministry of Education Secretary Education, Ministry of Human Resource Development, Shashtri Bhawan, New Delhi	Member
9	Secretary, Niti Ayog Yojna Bhawan, Parliament Street, New Delhi	Member
10	Director General of Health Services, Government of India, Nirman Bhawan, New Delhi-110011	Member
11	Secretary, North Eastern Council, Nongrim Hills, Shillong	Member
12	Vice-Chancellor, North Eastern Hill University (NEHU), Shillong	Member

13	Commissioner & Secretary (Health & Family Welfare), Govt. of Arunachal Pradesh	Member
14	Commissioner & Secretary (Health & Family Welfare), Govt. of Assam	Member
15	Commissioner & Secretary (Health & Family Welfare), Govt. of Tripura	Member
16	Commissioner & Secretary (Health & Family Welfare), Govt. of Mizoram	Member
17	Director, AIIMS, Ansari Nagar, New Delhi-110029	Member
18	Director, PGIMER, Chandigarh-1601012	Member
19	President, Medical Council Of India, Sector-8, Pocket-14, Dwarka, New Delhi-110 077	Member
20	Director General, Indian Council of Medical Research, Ansari Nagar, New Delhi-110029	Member
21	Representative of Department of Development of North Eastern Region, Joint Secretary, Department of Development of North Eastern Region, Vigyan Bhawan Annexe, Maulana Azad Road, New Delhi-110011	Member
B.	Nominated/Elected Members	
22	Vacant Hon'ble MP (Lok Sabha)	Member
23	Shri. L. Rynjah, IAS (Retd) 144, Vasant Enclave, Outer Ring Road, New Delhi	Member
24	Dr. T.M. Mohapatra, Ex.Director, Institute of Medical Sciences, BHU, Varanasi	Member
25	Shri Toki Blah, IAS (Retd) Mawlai Nongkwar, Mawlai, Shillong	Member
26	Shri Anil Pradhan, Retired IPS Ratnalay, Upland Road, Laitumkhrah, Shillong	Member
27	Smt. Wansuk Syiem Hon'ble Member of Rajya Sabha	Member
28	Director, NEIGRIHMS	Member Secretary

Executive Committee, NEIGRIHMS, Shillong

Sl.No.	Name & Address	
1	Secretary (Health & Family Welfare) Government of India, Ministry of Health & Family Welfare Nirman Bhavan, New Delhi	Chairman
2	Director General of Health Services Government of India, Nirman Bhavan, New Delhi	Member
3	Additional Secretary & Financial Advisor Government of India, Ministry of Health & Family Welfare Nirman Bhavan, New Delhi	Member
4	Joint Secretary (NE) Ministry of Health & Family Welfare Nirman Bhavan, New Delhi	Member
5	Secretary Health Government of Meghalaya, Shillong	Member
6	Director All India Institute of Medical Sciences, New Delhi	Member
7	Secretary Health Government of Mizoram, Aizawl	Member
8	Secretary Health Government of Tripura, Agartala	Member
9	Smt. Wansuk Syiem Hon'ble MP (Rajya Sabha)	Member
10	Director NEIGRIHMS, Shillong	Member Secretary

Academic Committee, NEIGRIHMS, Shillong

Sl.No.	Name & Address	
1	Director General of Health Services Ministry of Health & Family Welfare Nirman Bhavan, New Delhi – 110 011	Chairman
2	Director PGIMER, Chandigarh	Member
3	Director General ICMR, New Delhi	Member
4	Vice Chancellor North Eastern Hill University, Shillong	Member
5	Director AIIMS, New Delhi.	Member
6	Secretary Planning Commission, New Delhi	Member
7	Dr.T.M.Mohapatra, Ex-Director, IMS, BHU	Member
8	Senior Faculty Member NEIGRIHMS, Shillong	Member
9	Director NEIGRIHMS, Shillong	Member Secretary

Standing Finance Committee, NEIGRIHMS, Shillong

Sl.No.	Name & Address	
1	Secretary (Health & Family Welfare) Government of India, Ministry of Health & Family Welfare Nirman Bhavan, New Delhi – 110 011	Chairman
2	Director General of Health Services Government of India, Nirman Bhavan, New Delhi – 110 011	Member
3	Additional Secretary & Financial Advisor Government of India Ministry of Health & Family Welfare Nirman Bhavan, New Delhi – 110 011	Member
4	Director All India Institute of Medical Sciences New Delhi – 110 029	Member
5	Director General Indian Council of Medical Research Ansari Nagar, New Delhi – 110 029	Member
6	Additional Secretary & Project Director(NRHM) Ministry of Health & Family Welfare Nirman Bhavan, New Delhi – 110 011	Member
7	Secretary North Eastern Council, Shillong	Member
8	Commissioner Health Government of Meghalaya, Shillong	Member
9	Vacant	
10	Joint Secretary (NE) Ministry of Health & Family Welfare Nirman Bhavan, New Delhi – 110 011	Member
11	Director NEIGRIHMS, Shillong	Member Secretary

Purchase Committee, NEIGRIHMS, Shillong

Sl.No.	Name & Address	
1	Director NEIGRIHMS, Shillong	Chairman
2	Director/Deputy Secretary (IFD) Government of India, Ministry of Health & Family Welfare Nirman Bhavan, New Delhi – 110 011	Member
3	Director (Procurement) Government of India Directorate General of Health Services Nirman Bhavan, New Delhi – 110 011	Member
4	Financial Advisor All India Institute of Medical Sciences, New Delhi-110 029	Member
5	Shri L.Rynjah Member, Governing Council, NEIGRIHMS, Shillong	Member
6	Dr.T.M.Mohapatra Member, Governing Council, NEIGRIHMS, Shillong	Member

Internal Purchase Committee, NEIGRIHMS, Shillong

Sl.No.	Name & Address	
1	Director NEIGRIHMS, Shillong	Chairman
2	Dean NEIGRIHMS, Shillong	Member
3	Financial Advisor NEIGRIHMS, Shillong	Member
4	Medical Superintendent NEIGRIHMS, Shillong	Member
5	Principal College of Nursing NEIGRIHMS, Shillong	Member
6	Store & Procurement Officer NEIGRIHMS, Shillong	Member
7	Nursing Superintendent NEIGRIHMS, Shillong	Member
8	Senior Account Officer/Accounts Officer NEIGRIHMS, Shillong	Member
9	Deputy Director (Admn) NEIGRIHMS, Shillong	Member Secretary

**Standing Selection Committee for Faculty posts, NEIGRIHMS,
Shillong**

Sl.No.	Name & Address	
1	Director General Indian Council of Medical Research Ansari Nagar, New Delhi – 110 029	Chairman
2	Nominee of Secretary (Health & Family Welfare) Government of India (not below the rank of Joint Secretary)	Member
3	DGHS or his nominee (not below the rank of Additional DGHS) Government of India	Member
4	Director or his nominee (not below the rank of Professor) All India Institute of Medical Sciences Ansari Nagar, New Delhi – 110 011	Member
5	Director or his nominee (not below the rank of Professor) Post Graduate Institute of Medical Education & Research Chandigarh	Member
6	Shri L.Rynjah Member, Governing Council, NEIGRIHMS, Shillong	Member
7	Dr.T.M.Mohapatra Member, Governing Council, NEIGRIHMS, Shillong	Member
8	2 (two) External Experts in the field of speciality/super speciality	To be co-opted
9	One representative of SC/ST an appropriate status working in NEIGRIHMS or some other organization.	Member
10	On representative of Minorities an appropriate status working in NEIGRIHMS or some other organization.	Member
11	Director NEIGRIHMS, Shillong	Member Secretary

Standing Selection Committee for Group 'A' posts,

Sl.No.	Name & Address	
1	Director NEIGRIHMS, Shillong.	Chairman
2	Director/Deputy Secretary looking after the work of the Institute in the Ministry Government of India	Member
3	Representative of North Eastern Council (NEC), Shillong (not below the rank of Deputy Secretary)	Member
4	An expert in the relevant subject	Member
5	A co-opted member from SCs/STs	Member
6	Deputy Director (Administration), NEIGRIHMS	Member Secretary

445

Selection Committee for Group B posts,

Sl.No.	Name & Address	
1	Director NEIGRIHMS, Shillong	Chairman
2	Under Secretary/Section Officer (NE) Ministry of Health & Family Welfare Government of India	Member
3	Representative of North Eastern Council (NEC), Shillong (not below the rank of Under Secretary)	Member
4	An expert in the relevant subject	Member
5	A co-opted member from SCs/STs	Member
6	Deputy Director (Administration), NEIGRIHMS	Member Secretary

Selection Committee for Group C & D posts,

Sl.No.	Name & Address	
1	Deputy Director (Admn) NEIGRIHMS, Shillong	Chairman
2	Under Secretary/Section Officer (NE) Ministry of Health & Family Welfare Government of India	Member
3	Representative of North Eastern Council (NEC), Shillong (not below the rank of Under Secretary)	Member
4	An expert in the relevant subject	Member
5	A co-opted member from SCs/STs	Member
6	Administrative Officer, NEIGRIHMS, Shillong	Member Secretary

Ethics Committee, NEIGRIHMS, Shillong

1. **Chairman:**

Prof. F. U. Ahmed
Senior Advisor, International Clinical Epidemiology Network (INCLIN), New Delhi

2. **Member Secretary:**

Prof. A. S. Singh
Principal MBBS & HOD Obstetrics & Gynaecology

3. **External Members:**

- a) Dr. R. Wankhar ,
DHS (MI), Govt. of Meghalaya
- b) Dr. A. K. Nongkynrih,
Professor Sociology, NEHU
- c) Shri Emerald Warjri,
Judge & Retd. Secretary Law & Parliamentary Affairs, Govt. of Meghalaya
- d) Mr. Mendon Pariat,
Representatives Community, Umpling Lumdiengmet, Shillong

4. **Internal Members:**

- a) Prof. Vandana Raphael
Dean, NEIGRIHMS & HOD Pathology
- b) Dr. Manuj Kr. Saikia
Prof. & HOD CTVS & Sub Dean (Surgical subspecialty)
- c) Dr. Chayna Sarkar
Professor & HOD Pharmacology
- d) Dr. Md. Yunus
Sub Dean (Research) & Additional Prof., Anesthesiology, NEIGRIHMS
- e) Dr. A.D. Ropmay,
Associate Prof., Forensic Medicine, NEIGRIHMS

Supporting Staff:3

Highlights: IEC is monitoring the Research activity of the Institute in terms of Ethical implication of Biomedical Research in the Institute. Committee is meeting 3 & 4 times in a year. IEC, NEIGRIHMS is under the process of Registration with CDSCO (Nodal Centre) which is mandatory as per Dr. Ranjit Roy Chaudury committee constituted by the honorable Supreme Court of India.

Over the year Total numbers of IEC, NEIGRIHMS meeting from April 2015 to March 2016: 2 (Two)

Details of meetings

- 6th Meeting, 19th & 20th May 2015
- 7th Meeting, 19th & 20th October 2015
 1. Total Number of New projects presents in the IEC Faculty + Thesis + Nursing + MBBS student= 39
 2. Total Number of projects approved in the IEC Faculty + Thesis + Nursing = 46
 3. Total Number of projects ask for Revision in the IEC Faculty + Thesis + Nursing = 2
 4. Total Number of projects Not Approved/Not Considered in the IEC Faculty + Nursing = 5
 5. Total Number of projects asks to submit Status/Progress report in the IEC Faculty + Thesis + Nursing = 74
 6. Total Number of projects withdrawn in the IEC Faculty = Nil

Workshop conducted by IEC, NEIGRIHMS with association of Department of Medical Education:

Sl. No.	Name of Workshop/CME/Training programmes	Dates & Duration	No. Of Participants	Remarks
1.	International workshop on Harmonization-Good clinical practice & Ethical prospective of Bio-medical Research	29 th August 2015, 1 day	71	Good Clinical Practice workshop mandatory for all IEC members. It was conducted for other Bio-medical researchers of the Institute

Incharge of different Units/Section

Sl.No.	Units/Section	Name
1	Medical Superintendent	Prof.A.C.Phukan
2	Hospital Infection Control Committee	Prof.Noor Topno
3	Faculty Incharge ICU	Prof.P.Bhattacharyya
4	Faculty Incharge & Superintendent Resident Medical Officers Hostel	Dr. Ranendra Hajong Dr.Manish Kapoor
5	Deputy Incharge Examination	Dr.D.K.Brahma
6	Faculty Incharge (Official Language)	Prof.Noor Topno
7	Faculty In-charge Cell against Sexual Harrasment	Dr.Y.Khonglah

STATUS OF MANPOWER

The Government of India has sanctioned a total of 1521 posts consisting of 141 faculty posts and the remaining posts for paramedical and other supporting staff for Phase-I & Phase – II of this project. The process of recruitment to above stated posts are in progress. However, recruitment of technicians and other supporting staff of some of the departments were not prioritized due to non availability of faculty members in the concerned department. The technical and other supporting posts would be filled up based upon the availability of faculty in different departments of the Institute.

Faculty in position department wise as on 31.03.2016:

The Institute has 76 faculty members in the following departments:

Sl.No.	Department	Posts	No. of faculty
1.	Anaesthesiology	Professor & Head	1
		Additional Professor	1
		Associate Professor	1
		Assistant Professor	2
2.	Anatomy	Professor & Head	1
		Associate Professor	1
		Assistant Professor	2
3.	Biochemistry	Associate Professor	1
		Assistant Professor	2
4.	Cardiology	Professor & Head	1
		Associate Professor	1
		Assistant Professor	2
5.	Community Medicine	Professor	1
		Associate Professor	1
		Assistant Professor	1
6.	CTVS	Professor	1
		Assistant Professor	1
7.	Dentistry	Assistant Professor	1
8.	Dermatology & STD	Associate Professor	1
		Assistant Professor	1
9.	ENT	Associate Professor	1
		Assistant Professor	2
10.	Forensic Medicine	Associate Professor	1
		Assistant Professor	1
11.	General Medicine	Professor & Head	1
		Associate Professor	2
		Assistant Professor	2
12.	General Surgery	Professor & Head	1
		Associate Professor	2
		Assistant Professor	2

13.	Microbiology	Professor & Head	1
		Associate Professor	2
		Assistant Professor	1
14.	Neurosurgery	Associate Professor	1
15.	Neurology	Associate Professor	1
		Assistant Professor	1
16.	Obstetrics & Gynaecology	Professor & Head	1
		Associate Professor	2
		Assistant Professor	2
17.	Ophthalmology	Professor	1
		Associate Professor	1
		Assistant Professor	2
18.	Orthopaedics & Trauma	Associate Professor	2
		Assistant Professor	1
19.	Paediatrics	Associate Professor	1
		Assistant Professor	1
20.	Pathology	Professor & Head	1
		Associate Professor	2
		Assistant Professor	1
21.	Pharmacology	Professor & Head	1
		Associate Professor	1
		Assistant Professor	1
22.	Physiology	Associate Professor	1
		Assistant Professor	1
23.	Psychiatry	Assistant Professor	1
24.	Radiodiagnosis	Professor & Head	1
		Associate Professor	2
		Assistant Professor	1
25.	Radiotherapy	Assistant Professor	1
26.	Urology	Associate Professor	1
Total			76

Staff in Position as on 31.03.2016

	Post Sanctioned	Regular	Contract/Ah-hoc/outourced	Total
Faculty	141	72	4	76
Group A	64	37	4	41
Group B	639	541	1	542
Group C	317	178	7	185
Group C (MTS)	171	56	115	171
SRD	105	62	15	77
JRD	84	58	6	64
Total	1521	1004	152	1156

Establishment Section-I

A) MANPOWER

- Administrative Officer	-	01
- Assistant Administrative Officer	-	01
- Office Superintendent	-	01
- UDCs	-	03
- Sr. Stenographer	-	01
- LDCs	-	05
- Contract UDC	-	01
- Outsourced persons	-	02
- Dispatch Rider (Outsourced)	-	01
- MTS	-	05

B) FUNCTIONS

The Establishment Section-I has been assigned with the responsibilities related with Establishment, Personnel & Dak Receipt and Issue matters of the Institute.

Establishment:

Office management (leave, holidays)

Establishment (pay, increment, etc)

Personnel:

- (I) Service matters
 - (a) Seniority, Promotions, APS, DACP, Superannuation, Deputation, Probation/Confirmation, Service Books, Disciplinary cases, etc
- (II) Personal matter & Misc
 - (a) ACR/APAR, MACP Scheme, Miscellaneous
 - (b) Conference/Workshops/Fellowship/Training of faculty, Officers and staff
- (III) Personal Claims
 - (a) Allowances, LTC Rules, Medical Reimbursement

Dak Receipt and Issue:

C) AREA OF ACTIVITY:

The Officer/dealing Assistants are looking after the above activities under the supervision and instructions of the Administrative Officer.

Manpower development:

(i) **Promotion / Confirmation :**

- 1 Ward Sister was promoted to the post of Deputy Nursing Superintendent
- 12 (Twelve) Officers / Staff of Group B & C have been confirmed in their respective grades /posts on completion of probation.

(ii) **Training / Courses /Conference/Workshop/Higher studies etc:**

- Faculty Members are allowed to attend 4 National Conferences/Workshops etc in a year in the interest of their work related with Patient Care, Research and Training.
- 3(Three) members of the Nursing personnel are currently undergoing higher studies for MSc/Post Basic BSc Nursing.
- 2 (Two) members of Tutors are currently undergoing higher studies for MSc/Post Basic BSc Nursing.
- Officers and Staff are allowed to attend Training/Workshop related with their work as per Institutional guidelines.

ENGINEERING DIVISION

ENGINEERING DIVISION

A. NAME OF OFFICERS AND STAFF

1. Elissa Joanna BathewWankhar - Executive Engineer (Civil)

Outsourced staff Strength

1. Plumbers	-	9
2. Pump Operators	-	15
3. HVAC	-	1
4. Sewer men	-	8
5. Lift operators	-	17
6. Carpenters	-	3
7. Attendant	-	2
8. STP operator	-	2
9. Generator operator	-	1
10. AC Operator	-	1

Contract staff

1. Assistant Architect	-	1
3. Junior Engineer (Civil)	-	2
4. HVAC Engineer	-	1

Supporting staff:

1.	Plumber	:	1
2.	Carpenter	:	1
3.	Pump Mechanic	:	1
4.	EPABX Operators	:	4
8.	Wireman	:	1
9.	Laundry Mechanic	:	1
10.	Boiler Room Operator	:	1
11.	A.C Mechanic	:	1
12.	UDC	:	1
13.	LDC	:	1

The Engineering section is entrusted with the work of maintenance and up keep of the entire complex comprising of the following buildings/ services

1. 500 bedded hospital
2. Administrative Block
3. Faculty Block
4. Auditorium
5. Indoor Stadium
6. Basic Science Block
7. RMO Hostel
8. Boys and Girls Hostel
9. Public Utility Block
10. A Type Quarters - 25 units
11. B Type Quarters - 60 units
12. C Type Quarters - 72 units
13. D Type Quarters - 96 units
14. Sub –stations
15. Sewerage Treatment plant
16. HVAC
17. EPABX
18. Water distribution
19. FDA System
20. Lifts
21. Incinerator
22. Director's Bungalow

In addition, the Engineering section is also engaged with the micro planning of the different departments in the Hospital depending on the requirements and designing and execution of the same. The section is also carrying out various minor original construction activities from time to time as per the requirement and needs of the Institute.

The Engineering section is also involved in the examination/ vetting of BOQ,tender Documents estimates,technical bids submitted by HSCC for the construction of the UnderGraduate Medical College, Regional Cancer Centre, expansion of the Nursing College , overseeing their ongoing construction works at site and submission of reports thereof.

C. CONSTRUCTION ACTIVITIES OF THE ENGINEERING SECTION

The various construction activities taken up are as follows:

1. Construction of aluminium cubicle for Dietician room.
2. Providing 2 (two) nos. of aluminium cubicles for Bank cash counter.
3. Construction of 5 (five) nos of Aluminium doors with plain glass at different locations of NEIGRIHMS hospital.
4. Additional civil works in OPD Pharmacy.
5. External painting of MBBS Boy's Hostel.
6. Construction of single span steel frame for supporting surgical pendants in surgical ICU.
7. Providing Aluminium paint to street light and Publicity poles inside NEIGRIHMS campus.
8. Construction of aluminium cubicle at the remaining Private ward, Nursing stations from (-2) to (-4) level.
9. Construction of a shed over Diesel tank with tubular truss etc at NEIGRIHMS.
10. External painting of RMO Hostel at NEIGRIHMS.
11. External painting of MBBS Girl's Hostel including repairing of roof leakage.
12. Providing slab cover (perforated) over the cross drain near the main gate.
13. Construction of sentry box at STP areas including repairing, painting the old Sentry boxes.
14. Providing, fitting and fixing aluminium false ceiling frame work including necessary hangers and fasteners in surgical ICU at 56.00 lvl.
15. Modification/ repair works of footpath in front of OPD and casualties areas.
16. Providing angle post chain link fencing around the periphery of 5.00 lakh the capacity water reservoir near the STP site of NEIGRIHMS.
17. Providing and fixing aluminium partition and door inside the existing surgery OPD cubicle.
18. Supply, fitting and fixing of unitex carpet with foam in Director's Bungalow.
19. Supply, fitting and fixing 20 HP SP coupled centrifugal pump along with a 3 phase induction motor at STP.
20. Providing aluminium cubicle to accommodate Dermatology, Psychiatry and Dental OPD including providing rooms at terrace with steel truss and dyna roof etc.
21. Providing of Laboratory table with steel frame and granite slab etc at newly constructed room of Microbiology department.
22. Fencing around the water reservoir and filter at NEIGRIHMS etc.
23. Providing aluminium cubicle in Estt II of Director's Block, NEIGRIHMS.
24. Providing wall tiles in M.S room, Control room, Conference room including repairing and misc. Works.
25. Providing 2 (two) nos water filter for rain water harvesting at two nos of water reservoir.
26. Providing chain link fencing fixing of MS grills including aluminium window fastener in the Girls Hostel.

27. Providing brick wall around the bore well at NEIGRIHMS Campus for recharging the borewells.
28. Providing and fixing aluminium partition at ENT female ward and other miscellaneous works.
29. Providing MS ornamental grill in the windows of Neurology ward.
30. Annual Rate Contract for civil works in the hostels/ guest house/ Nursing college/ Auditorium (Civil works in the additional hostel of Nursing College for 2015-16)
31. Annual Rate Contract for works in the Hospital, teaching block, library, Basic Science Block etc. for 2015-16
32. Providing aluminium cubicle in the ENT OPD, NEIGRIHMS.
33. Construction of MS steel rack with granite top in Dialysis Unit.
34. Painting of pump houses no. S13, A, B, C & D outside and inside.
35. Providing chain link, fencing from substation No 1 to RMO Hostel with angle iron post and CC foundation etc.
36. Additional civil works for cubicle with aluminium partition prelam plain glass etc at Microbiology Deptt.
37. Construction of a cubicle with brick wall and aluminium partition, door, window etc at 1st floor of Director's Block.
38. Construction of aluminium partition and door with plain glass at Nursing Counter medicine ward (-1) & (-2) lvl.
39. Construction of two aluminium double leaf door and a partition in Surgery OPD.
40. Annual rate contract for civil works in A,B, C & D type quarters for 2015-16
41. Supply, fitting and fixing of false ceiling in different locations of NEIGRIHMS hospital.
42. Construction of rooms and providing aluminium cubicle at ground floor of Director's Block.
43. Up gradation and face lifting of the Indoor Stadium for the 12th South Asian Games 2016.
44. Miscellaneous civil works, repairing of seepage and drainage, interior painting including wood works and provision of front fencing and gate in C4 and C5 Hostel for accommodation of MBBS students.
45. Supply, fitting and fixing of Unitex carpet with foam in Dean's section, Directors Block.
46. Construction of parapet wall with aluminium grill and frame at the OPD entrance and provision of slab cover.
47. Supply, fitting, fixing PVC syntex tank including construction of platform at terrace of C & D block NEIGRIHMS for the OTs.
48. Construction of toilets and bathroom for surgical ICU at 56.00 lvl, NEIGRIHMS.
49. Annual maintenance of Emergency OT at 56 lvl and other OTs at 67.25 lvl
50. Annual maintenance of Emergency OT and minor OT with plastic painting & misc works.
51. Construction of reception counter at 1st floor of Director's Block.
52. Providing steel plate sign board rectangular along with MS Angle post etc at Sewage Treatment Plant.

53. Providing, fitting and fixing of sign board along the NH 40 from Nongpoh to Mawdiangdiang.
54. Construction of speed breakers in different location of the campus road.

D. MAINTENANCE (ONGOING)

1. AMC/ CMC of 19 (nineteen) lifts with M/s OTIS
2. AMC/CMC of Nurses Call Bell System with Veekay Control Devices.
3. AMC/CMC with Pelican Enterprise for Fire Fighting and alarm Detection System.
4. AMC/CMC with M/S Sterling and Wilson for the HVAC Plant
5. AMC/CMC of 4 (four) lifts with M/S Omega
6. AMC/CMC of aquaguard water purifiers with M/S Eureka Forbes.

E. ACHIEVEMENT

- (a) Expedited the upgradation works of the Indoor Stadium in connection with hosting of the 12th South Asian Games 2016.
- (b) Contributed towards Kayakalp activities in terms of maintenance for which the Institute bagged the third prize for the Kayakalp award.



CASH COUNTER IN OPD BLOCK



CHAINLINK FENCING BEHIND RMO HOSTEL

RACKS IN DIALYSIS UNIT



SHED FOR DIESEL TANK NEAR BOILER RM.



DIETICIAN OPD



INDOOR STADIUM-12TH SAG



INDOOR STADIUM-12TH SAG



INDOOR STADIUM -12TH SAG



SENTRY BOX IN S.T.P



WATER FILTER FOR RAIN WATER HARVESTING SYSTEM





CENTRAL STORE

Introduction:

The Store and Procurement department plays a vital role in the smooth functioning of the Hospital services which act as a supporting section to all departments by providing all requirements ranging from the small value stationary to High End medical Equipments as indented; The store department is adopting the scientific Material Management system with adequate balance in Demand and Supply. The Store section is functioning under the Supervision of the Store & Procurement Officer of the Institute. The Store department is consist of the following sections

- Central Store (Non-medical store)
- Medical Store
- Ancillary Store
- Hospital Pharmacy
- Purchase and Billing Section
- e- procurement cell

Location

Both the Central Store and medical store is located at the basement of the Hospital OPD area. The Ancillary Store is located behind the Institute Auditorium. The Hospital Pharmacy is in the centre of the OPD Block. The Purchase and Billing Section is a part of Administrative Block.

Staff Position

The present strength of staff is as follows:

- | | |
|-------------------------------|------|
| - Store & Procurement Officer | - 01 |
| - Superintendent Pharmacist | - 02 |
| - Pharmacists | - 05 |
| - Storekeeper | - 29 |
| - Statistical Asst. | - 01 |
| - MTS | - 01 |
| - UDC (Contract) | - 02 |
| - Outsourced Pharmacist | - 02 |
| - Out-sourced Manpower | - 17 |

Objectives and functions:

Every Institute/Department spends a sizable amount of its Budget for purchasing various types of goods to discharge the duties and responsibilities assigned to it. It is imperative that these purchases are made following a uniform, systematic, efficient and cost effective procedure in accordance with the relevant rules and regulations of the Government. The Institute has been delegated powers to make their own arrangement for procurement of goods under the delegation of Financial Power Rules, which have to be exercised in conformity with the rules and guidelines issued by competent authority covering financial, vigilance, security, safety, counter trade and other regulatory aspects.

Area of Activity:

During the year 2015-2016, the Storekeepers who are looking after the stores have been performing the following works under the supervision and instruction of Store & Procurement Officer for the smooth function of the store section of the Institute.

1. The concerned Storekeepers prepared the budget estimate for the year 2016-2017 for the procurement of non-medical stores including equipments and submitted the same to the Store & Procurement Officer for doing the needful.
2. The concerned storekeepers up-dated the stock ledgers before the annual physical verification of assets and stores conducted by the committee constituted by the competent authority and follow-up action have been taken as per report submitted by the committee.
3. The concerned storekeepers, after compiling the demand requisition received from the various depts./section put up the file to the competent authority for approval for placement of order on quarterly basis as per rate contract.
4. The equipments, consumables/stores has been received by the concerned storekeepers according to the specifications and quantity enlisted in the supply order and thereafter entered all details in the respective stock registers for proper issue and distribution as per the demand requisitions.
5. After opening the price bid of any tender the concerned storekeepers prepare the comparative statement of the responsive bidders and after checking the rates, the in-charge of the store forwarded the same to the Store & Procurement Officer for placing in the IPC for approval before giving letter of award to the selected bidders.
6. All the bills submitted by the suppliers were verified and certified by the storekeepers as per the supply order before sending to the account section for making payment.
7. Five pharmacist and two outsourcing pharmacist, four outsourcing attendants were running the hospital pharmacy for 24 hours x 7 x 365 days for the convenient of the patients on shift duties and the drugs were available at lowest competitive rates to the institute.
8. Drugs/Disposable items were issued to the patients within low income groups, UTP patients, staff members and their dependents. Reagents and chemicals requirements in the laboratory and departments were provided as per the indents and record maintain in their respective register. Several other new departments and OTs were operational during this session and the section have to expand for catering to the requirements of all the departments and arrangements were made to keep the pharmacy and central store operational on all days round the year for providing better services to the institute
9. All the works and services performed by store section have been linked with Tally ERP customized software system.
10. Store section is adopting the modern scientific inventory management system round the clock.

11. The concern Store Keepers put up the proposal for Procurement of Equipments/ Stores as per MCI requirement of MBBS/MD, MS course for the various department of the Institute.
12. The Institute has been registered with the Central Public Procurement Portal for e-publishing of tenders on the Portal. All tenders and awards thereof are being uploaded on the CPPP as per Central Government instructions. The Institute has already in- corporate e-tender, e- procurement and having a e- procurement cell.
13. The Store section finalizes the minutes/ agenda for the Internal Purchase Committee, Standing Finance Committee meetings in consultation and coordination with other supporting departments of the Institute.
14. The Store section co-operate and co-ordinate in the Audit inspection of internal and statutory audit.
15. During the year 2015-2016, the Major High End Equipments which has already processed and Installed by the Institute may kindly be seen at Annexure “A”.

Training and Development

Four storekeepers has undergone training from 4th – 8th January, 2016 at National Institute of Health & Family Welfare, under MOH & FW, New Delhi on Logistic & Supply Chain Management System in Health & Family Welfare and two Storekeepers has undergone 06 days Management Development Training Programme from 12th – 17th October, 2015 at National Institute of Financial Management (NIFM, Ministry of Finance) Faridabad on Public Procurement & Purchase Management in Government.

Store & Procurement Officer of the Institute has successfully completed the CIPS, Level - III under UNDP (United Nation Development Programme), a certified training programme on Public Procurement at Turin, Italy.

ANNEXURE - 'A'

LIST OF MAJOR HIGH END EQUIPMENTS (2015 -16)

Date of received	Asset	qty	Amount (With respective period of warranty as per tender)	Order No & Date	Location of the Asset	Remarks
9.4.15	High End Phaco Emulsifier Make: Oertili Instruments, Switzerland Model: Faros SN: 515160001	1 no	4940585.00	OT-403/14- 15 dt 18.10.14	Ophthalmology	
11.4.15	Microwave for disinfection of bio - Medical Waste (Infected Plastics & Sharp) 60 ltrs capacity Make: Meteka GmbH, Austria Model: Medister 160 SN: M16013101905	1 no	7953800.40	OT-500/14- 15 dt 24.10.14	Sanitary	
1.6.15	Fully Automated High Vacuum Double Door Steam Autoclave Make: Stelco SPA, Italy Model: VS-12 H/2 SN: 10097	1 no	7484982.83	OT-575/14- 15 dt 25.11.14	CSSD	
9.6.15	HD Laparoscopic Set Make: Karl Storz, Germany Model: H3 - Z (Camera) SN: PU847648 - H (Camera)	1 set	7980000.00	OT-01/15-16 dt 1.4.15	General Surgery	
12.6.15	Pulse Dye Lazer Make: Cynosure Inc., USA Model: Cynergy Inc SN: CYDH0896	1 set	9848271.30	OT-899/14- 15 dt 27.3.15	Dermatology	
13.7.15	Operating Microscope for Spine and Microsurgery Make: Carl Zeiss, Germany Model: OPMI Vario SN: 6206 1034 86	1 no	5866226.78	OT-565/14- 15 dt 21.11.14	Orthopaedic	
26.9.15	Fractional CO2 Lazer Make: Limmer Lazer GmbH, Germany Model: UNILAS Touch Pro SN: TCH2-060-1085-0042	1 set	6476250.00	OT-241/15- 16 dt 5.8.15	Dermatology	

9.10.15	High End Neuro Navigation compatible with C-Arm Image Intensifier Make: ZEIHM Imaging GmbH, Germany Model: ZEIHM Vision R SN: 10591	1 set	15302280.00	OT-294/15-16 dt 31.7.15	Neurosurgery	
14.10.15	Cardiac Optical Coherence Tomography (OCT) Machine Make: St. Jude Medical, USA Model: C7-XR TM OCT Intravascular Imaging System SN: 15326388	1 set	10500000.00	OT-358/15-16 dt 7.9.15	Cardiology	
23.10.15	MR Compatible Stereo Tactic Frame with Software Make: Adeor Medical AG, Germany Model: ZST CT/MR SN: As per annexure 'I'	1 set	8403840.00	OT-227/15-16 dt 29.6.15	Neurosurgery	
10.11.15	Arthroscope System with Shaver and all related Accs Make: Karl Storz, Germany SN: As per annexure 'A'	1 set	9771300.00	OT-357/15-16 dt 8.9.15	Orthopaedic	
12.12.15	Image Guided System for Cranial and Spinal Application (Neuro Navigation System) Make: Medtronic, USA Model: Stealth Station S7 System SN: As per Delivery Challan	1 set	11025000.00	OT-409/15-16 dt 7.9.15	Neurosurgery	
30.1.16	Operating Microscope Make: Carl Zeiss, Germany Model: OPMI Pentero SN: 6631 4810 14	1 no	10964179.04	OT-485/15-16 dt 30.9.15	Neurosurgery	

SECURITY SECTION

SECURITY/FIRE SECTION

The Security/Fire Section supervised by the Chief Security Officer assisted by 4 (four) NEIGRIHMS Security Supervisors, 4 (four) NEIGRIHMS Security Guards, 1 Chief Fire Guard, 6 (six) NEIGRIHMS Fire Guards, Home Guards Volunteers and Private Security Guards requisitioned from Commandant, Home Guards, East Khasi Hills District and Private Security Agency respectively. Therefore, day-to-day functioning of the section is reported to the Deputy Director (Administration).

Security in the campus was divided into three zones, i.e. “A”, “B” and “C” zones. Each zone manned and monitored by Supervisors for 24X7. Duties and responsibilities of the Supervisors are to supervise the day-to-day functioning of the guards, patrolling and checking in their designated areas and reported back to the NEIGRIHMS Duty Supervisor (Shift-incharge) at the OPD for further necessary action. In addition, for manning the posts, we give utmost importance in activities like monitoring the movements of patients, attendants and visitors and always assist the patients as well as the visitors.

The Section is responsible for providing security round the campus, round the clock to the faculties’, officers’ and staffs’ quarters staying inside the campus as well as to each and every wards in the hospital, OPD, College of Nursing, Nurses Hostel, MBBS Hostel (Boys), MBBS Hostel (Girls), Resident Medical Officers’ Hostel, the Institute’s property i.e. Sewage Treatment Plant, Stores, Labs and other equipments. Besides providing security and other safety measures during the visit of the VIPs, the Section is looking after parking of vehicles, issue of ID Cards, Car Passes etc. to the Officers and staff of the Institute, liaison with the District Police, Home Guards and Fire Department of the State etc. As a security measures, the registration number of all the private vehicles entering inside the campus, are being noted at the entry point. CCTV cameras have been installed in the designated area covering the OPD, Emergency, Main gate and Director Block, for better monitoring and assisting the Administration for documentary evidences if and when required. The Section is also shouldering the responsibility for fire fighting and one Chief Fire Guard and six Fire Guards oversee the functioning of fire equipments, like Smoke Detector, Fire Detection Alarm, Hydrant etc. Testing of fire equipments by the Institute Fire Guards and maintenance staff was done on weekly basis at different location. The Section has its own Fire Control Room which was monitored 24X7 by Institute Fire Guards and Outsourced Fire maintenance staff. Short Capsule Course has been provided to various hospital staff on use of Fire Extinguishers. Fire Extinguishers of Water, Powder and Gas Base are installed in the hospital area, hostels, guest house, electrical substations, quarters, public utility block etc. Hospital was equipped with hydrant points and fire detection system which are connected to main fire alarm panel in the Fire Control Room.

Sanctioned/Actual Strength of Security and Fire Sections as on date:-

Designation	Sanction strength	Actual strength
Security Section		
Chief Security Officer	1	1
Security Officer	1	Nil
Security Supervisor/Guard	8	8
Fire Section		
Chief Fire Guard	1	1
Fire Guard	6	6
Total	17	16

Photographs showing the Duty and responsibility of Security personnel,

Security personal at the Emergency helping the staff of 108



Security Guard with the Supervisor at the OPD



Fire Extinguisher and Hydrant installed in the Hospital area



Fire Control Room



Fire Hydrant Flow Testing by Institute Fire Guards



HINDI SECTION

INTRODUCTION :

Hindi section plays a vital role in the effective implementation of the Official language policy as per the concerned articles of the constitution of our country. The section comes under the Department of Official Language which was set up in June, 1975. It is a nodal Department which ensures compliance of Constitutional provisions, Official Language Act, 1963 and Official Language Rules 1976, Official Language Resolution, 1968 and the presidential orders from time to time regarding Official Language of the union Government.

LOCATION :

Hindi section is located in Establishment- II of the Director's Administrative Block and is functional from the year 2007.

STAFF STRENGTH :

The present strength of staff is as follows –

- Nodal Hindi Officer – 1 (Dr. Noor Topno)
- Sr. Hindi Translator – 1
- Hindi Typist -1
- MTS -1

OBJECTIVES AND FUNCTIONS :

The Section encourages use of Hindi day-to day Office works and monitors the same. The Section basically performs the activities related to publicity and propagation and use of Official language Hindi. It convenes periodical internal Hindi meetings and also with other Govt, Public undertaking Offices and send reports thereof to the Ministry. Reports regarding implementation of the Official Language are prepared by the section and the same is being sent to the Ministry on every Quarter. The section is conducting various activities to promote the progressive use of Hindi in the Office work. These activities include organization of Official Language Implementation Committee Meeting (OLIC) under the Chairmanship of Director, NEIGRIHMS in order to review the work done by the section, imparting training of Hindi by Organizing Hindi weekly classes, preparing Quarterly reports and sending the same to the Ministry, organizing Hindi workshops on various topics related to Official Language and other events such as Hindi Divas/Pakhwara etc. Hindi Divas/ Pakhwara is organized once in a year where various competitions like easy writing, creative writing etc are held and prizes in terms of cash money to winning participants along with consolation prizes to rest of the participants in order to encourage their spirit for participating the events. Rest all other activities are carried out on quarterly basis. Apart from these activities, Section also does File work, typing and translation of various documents like General Orders, Circulars, Memorandum, Office advertisements, Prospectus, forms, seal, sign boards, name plates, Annual report etc.

ACTIVITIES PERFORMED BY THE SECTION DURING APRIL 2015 TILL MARCH 2016 :

During the period 01st April 2015 till 31st March 2016, list of activities performed by the Hindi Section are as follows :-

- Quarterly Meeting (OLIC) on 26th June 2015. Total 7 members of various Department of the Institute attended the meeting under the Chairmanship of Director, NEIGRIHMS.

- A two –day Hindi workshops were conducted on 18th and 19th June 2015. 6 officers and 9 employees attended the workshop. Workshop was conducted by the Sr, Hindi Translator, Smt Sanchita Chakraborty and Hindi Typist Smt. Guddi Bhagat.
- Quarterly Meeting (OLIC) on 24th September 2015. Total 13 members of various Department of the Institute attended the meeting under the Chairmanship of Director, NEIGRIHMS
- A two –day Hindi workshops were conducted on 20th and 21th August 2015. Total 22 officers/employees attended the workshop. Workshop was conducted by Hindi Typist Smt. Guddi Bhagat.
- Quarterly Meeting (OLIC) on 4th December 2015. Total 06 members of various Department of the Institute attended the meeting under the Chairmanship of Director, NEIGRIHMS
- A two –day Hindi workshops were conducted on 26th and 27th Dec 2015. 7 officers /employees attended the workshop Workshop was conducted by the Sr, Hindi Translator, Smt Sanchita Chakraborty and Hindi Typist Smt. Guddi Bhagat..
- Quarterly Meeting (OLIC) on 15th March 2016. Total 09 members of various Department of the Institute attended the meeting under the Chairmanship of Director, NEIGRIHMS.
- A two –day Hindi workshops were conducted on 17th and 18th March 2016. 6 officers /employees attended the workshop Workshop was conducted by the Sr, Hindi Translator, Smt Sanchita Chakraborty and Hindi Typist Smt. Guddi Bhagat..
- Hindi Diwas/Pakhwara was observed from 31st Aug 2015 till 14th September 2015. Various competitions were held during this period. Cash award was given to the wining participants and consolation prizes were also given in order to encourage participants for their participation.

SECTION – D ACADEMIC **ACADEMIC SECTION**

A. Manpower position

Dean	:	Prof. V. Raphael (w.e.f. 1.11.2013)
Assistant Registrar	:	1
Asstt. Admn. Officer	:	1
Stenographer	:	1
UDC	:	1

B. Introduction

The Dean's office looks after all the academic activities, student affairs and research activities of the Institute. The Examination cell and Medical Education Unit are covering all the exam related activities and Faculty development programme respectively. The Dean is holding the post of Chairman of several committees including College Council, Student Council, Library Committee etc. which meets regularly for the smooth functioning. Anti- ragging cell, Academic Coordination Committees, Warden's Committee helps the Dean in overall welfare and academic activities of the students.

Currently, the Institute has several academic programmes including B.Sc Nursing course with an intake of 50 students, MBBS course with an intake of 50 students, Post Graduate MD/MS course in Pathology and Microbiology with intake of 3 PGs , Obstetrics & Gynaecology, Anaesthesiology and DM Cardiology with an intake of 2 students which are recognized by Medical Council of India (MCI). Post Graduate MD/MS course in Radiodiagnosis, General Surgery and Anatomy were started from the session 2013-14 and MD General Medicine from the academic session 2014-15 .The first batch of Radiodiagnosis and General surgery had MCI inspection for recognition.

The Entrance examinations for all the above courses are conducted by NEIGRIHMS to fill up the North-East Open Category seats.

In addition, the Institute gave inhouse training for GNM & B.Sc Nursing students, Block Placement, Clinical exposure, Internship, Short term training and Junior research fellowships for more than 200 students coming from other Institutes in the current financial year.

The 3rd batch of MBBS– 2010 batch students completed internship in January 2016 and were awarded Completion certificates and Degree certificates by North Eastern Hill University. The fourth batch of Post Graduate students (2012batch) for MD in Pathology, Microbiology, Obstetrics & Gynaecology & Anaesthesiology and the first batch of DM cardiology (2012 batch) completed their course and were all awarded degrees.

PUBLICATIONS

Sl.No.	Publications
1	Bhattacharya PK. "Scrub Typhus: Prevalence and profile in India". In Medicine Update 2016 (Progress in Medicine 2016). Vol 26(2), Sec 12, Ch 149. Pp 744-47. Publisher: Association of Physicians of India. Editors-in-Chief. Pareek KK & Wander GS. ISBN: 978-93-5250-199-1
2	Bhattacharya PK. "Lysosomal Storage Disorders" in API Text Book of Medicine, 10 th Edition, 2015, vol ii; Pp 1722-25; Editor-in-chief: Munjal YP, publisher - Association of Physicians of India, Mumbai.
3	Bhattacharya PK, Barman B, Roy A, Jamil M, Lyngdoh M, Mishra J. Nimesulide induced leukocytoclastic vasculitis and hepatitis: a case report. Springer Plus. 2015 Dec 1;4(1):1-7. http://link.springer.com/article/10.1186/s40064-015-1081-9
4	Bhattacharya PK, Roy A. Management of Hepatitis C in the Indian Context: An Update. Journal of Liver. 2015; 4.4 :1000187 http://dx.doi.org/10.4172/2167-0889.1000187
5	Bhattacharya PK, Roy A. Tuberculosis and Diabetes Mellitus: A Double Whammy for the Developing Nations. J Med Diagn Meth. 2015;4: 177. http://doi:10.4172/2168-9784.1000.177
6	Bhattacharya PK, Roy A, Jamil Md, Lyngdoh M, Talukdar KK. Lupus Pneumonitis Masquerading as Pulmonary Tuberculosis – A Case Study. J Arthritis. 2015;4:171. http://doi:10.4172/2167-7921.1000171
7	Bhattacharya PK, Roy A, Jamil M, Talukdar KK, Khonglah Y, Sarma K. Isolated Tubercular Subcapsular Liver Abscess: A Rare Manifestation of Extrapulmonary Tuberculosis. Journal of Hepatitis. 2015;1:1-6. : http://hepatitis.imedpub.com/archive.php
8	Bhattacharya PK, Gogoi N, Roy A. Prevalence and awareness of obesity and its risk factors among adolescents in two schools in a northeast Indian city. International Journal of Medical Science and Public Health. 2016;5(6):1-10. http://www.scopemed.org/?mno=202132
9	Bhattacharya PK, Deka K, Roy A. A community-based study to assess test-retest reliability of senior fitness test in the geriatric population in a northeastern Indian city. Int J Med Sci Public Health 2016;5 (Online First). http://doi:10.5455/ijmsph.2016.21112015262
10	Bhattacharya PK, Barman AK, Shinde SA. A clinical study of lupus nephritis in a tertiary care hospital in northeast India. Indian Journal of Medical Specialities. 2015;6(4):136-40. http://dx.doi.org/10.1016/j.injms.2015.07.005
11	Bhattacharya PK & Iqbal A. Evaluation of risk of type 2 diabetes mellitus and prediabetes in students of health institutions in a northeast Indian city. Indian Journal of Medical Specialities. http://dx.doi.org/10.1016/j.injms.2015.10.004 . Available online: 3 February 2016
12	Bhattacharya PK, Jamil Md, Roy A, Barman, B, Lyngdog M, Lynrah KG. Aetiology, Burden of Disease and Clinical Profile of Chronic Kidney Disease in North East India. NEIGRIHMS Journal of Medical & Health Sciences. 2016;6:1-7
13	Bhattacharya PK. A Review on Randomized Control Trial. NEIGRIHMS Journal of Medical & Health Sciences. 2016;6:22-31
14	Bhattacharya PK. Qualitative Methods in Medical Research. Research Compendium – 2015: DBT funded Symposia on “Research Methodology and Biomaterials for Human applications for Clinical Translational Research” at NEIGRIHMS, Shillong on 20-21, March 2015
15	Bhattacharya PK. Research Methodology for Clinicians: Critical appraisal of a paper. Research Compendium. Symposia on “Research Methodology and Biomaterials for Human applications for Clinical Translational Research”. 2015;62-71

16	Bhattacharya PK."Primary prevention of diabetes – fact or fiction". Conference Souvenir.23rd Annual Conference of Diabetes, Delhi Diabetic Forum – DIABCON 2015; 15-22.
17	Bhattacharya PK. "Challenges in preventing acute rheumatic fever and rheumatic heart disease in India". Conference Souvenir. 3 rd Annual Conference of ACVTSA 2015. 2 nd & 3 rd October 2015. Pp 38-42.
18	Bhattacharya PK and Roy A. "The burden and challenges of antimicrobial resistance in India". In Medicine Update. Association of Physicians of India, Assam Chapter. 2015. Vol 18. Pp 39-43. Ed. Borkotoky KC
19	Dutta B, Bhattacharya PK, Lahkar M. To Explore the Association of Cyp2c9 Alleles in Type 2 Diabetic Patients Experiencing Adverse Drug Reaction due to Sulfonyl Urea Treatment. Indian Journal of Pharmacy and Pharmacology, April-June 2015;2(2):81-84
20	Barman B, Bhattacharya PK, Handique A, Issar NK. Hughes–Stovin syndrome: a case report. Int J Med Sci Public Health 2015;4:455-457
21	Barman B, Bhattacharya PK, Lyngdoh M, Jamil Md. Alcoholism – A health burden: A study from north eastern India. Indian Journal of Medical Specialities.2015;6(2):55-58 doi:10.1016/j.injms.2015.02.008
22	Barman B, Bhattacharya PK, Lynrah KG, Ete T, Issar NK. Acute Pancreatitis in a Patient with Complicated Falciparum Malaria. Journal of Clinical and Diagnostic Research. 2016 Jan, Vol-10(1): OD18-OD20. http://dx.doi.org/10.7860/JCDR/2016/17099.7151
23	Barman B, Bhattacharya PK, Raphael V, Lynrah KG, Lyngdoh M, Jamil Md. Hypothyroid with IgA Nephropathy: A Rare Association. NEIGRIHMS Journal of Medical & Health Sciences. 2016;6:60-62
24	Ete T , Akash Roy , Bhattacharya PK , Mishra A, Khonglah Y, Mishra J, Dorjee RML. Glycogen storage disease type 1a presenting as gouty arthritis in a young female without hypoglycaemia. The Egyptian Rheumatologist. 2015 http://doi.org/10.1016/j.ejr.2015.11.001
25	Ete T, Roy A, Bhattacharya PK, Picardo PJ, Jamil M, Shangpliang IM. Plasmodium Vivax Malaria with Severe Thrombocytopenia and Varied Skin Manifestations: A Case Report. American Journal of Infectious Diseases and Microbiology. 2015;3(2):74-6.
26	Jamil MD, Hussain M, Lyngdoh M, Sharma S, Barman B, Bhattacharya PK. Scrub typhus meningoencephalitis, a diagnostic challenge for clinicians: A hospital based study from North-East India. J Neurosci Rural Pract 2015;6:488-93
27	Warjri SB, Ete T, Beyong T, Barman B., Lynrah KG, Nobin H et al. Coeliac Disease with Rheumatoid Arthritis: An Unusual Association. Gastroenterol Res. 2015;8(1):167-168
28	Barman B, Lynrah KG, Warjri S B, Ete T, Beyong T, Issar NK. Agnosia, Apraxia and Disconnection Syndrome. Review paper. International Journal of Health Research and Medico Legal Practice 2015; 01(01): 10-13
29	Barman B, Lyngdoh M, Lynrah KG, Warjri SB. A Young Female with Erythema Nodosum secondary to streptococcal Infection: Pictoreal CME. Assam Journal of Internal Medicine 2015, 1(5): 32.
30	Barman B, Lynrah KG, Warjri SB, Ete T, Beyong T, Issar NK. Hepatitis C: A Review. Souvenir, Meghalaya Medical Services Association(MMSA), 19th Scientific Conference Cum General Body Meeting, 2015: 23-26
31	Barman B, Ete T, Warjri SB, Beyong T, Lynrah KG, Natung T. Choroid tubercle in miliary tuberculosis-a case report. Indian Journal of Medical Case Reports. 2015; 4 (1): 1-4
32	Barman B, Ete T, Warjri SB, Beyong T, Lynrah KG, Nobin H, Singh V. Chylous ascites and tuberculosis: A case report with literature review. Case Study and Case Report 2015; 5(2): 74 - 80.
33	Beyong T, Ete T, Warjri SB, Barman B. Medical image. Primary Raynaud’s phenomenon. The New Zealand Medical Journal. 2015; 128(1413): 69-70

34	Barman B, Mandal NK, Ete T. Perforated Jejunal Diverticula-A Case Report with Literature Review. SEAJCRR. 2015, 4(2):1408-1412.
35	Barman B, Lyngdoh M, Warjri SB, Beyong T. Unusual Presentation of Takayasu Arteritis with Dilated Cardiomyopathy, Aortic Aneurysm and Chronic Kidney Disease in a young female: a Case Report. Assam Journal of Internal Medicine. 2016, 6(1): 35-37
36	Ete T, Barman B, Lynrah KG, Warjri S, Beyong T, Wankhar B. Ascaris lumbricoides - From Bedside to Benchside. International Journal of Clinical & Medical Imaging, 2015: 2 6
37	Barman B, Ete T, Komut O, Nobin H, Mondal S. Tuberculosis of sternoclavicular joint: a rare presentation of Common disease. Med. Res. Chron., 2015; 2 (4): 517-520
38	Barman B. Altered Liver Function Test in Valvular Heart Disease-A Physician Prospective on "Clearance" for Surgery. Souvenir, 3rd Annual Conference Assam Cardio Vascular Thoracic Surgeons Association, 2015: 153-159
39	Kakati S, Teronpi R, Barman B. Frequency, pattern and determinants of flare in systemic lupus erythematosus: A study from North East India. The Egyptian Rheumatologist, (2015) 37, S55-S59
40	Ete T, Jha P, Barman B ,Mishra A, Kapoor M, Malviya A, Raphael V , Issar NK. Squamous Cell Carcinoma of Lung Atypically Involving Heart: A Case Report With Literature Review. Cardiol Res. 2015;6(4-5):329-331
41	Barman B, Lynrah KG, Phukan P. Japanese Encephalitis. Wander GS, Pareek KK (Editors), Jaypee publication, New Delhi. Medicine Update 2016, Vol 2; Chapter 146: 726-729
42	Barman B, Ete T, Mishra J, Jha P, Phukan P, Warjri SB et al. Abdominal histoplasmosis mimicking tuberculosis in an immunocompromised patient. J Res Med Den Sci. 2015; 3(4): 317-319
43	Ete T, Warjri SB, Beyong T, Barman B, Lynrah KG. Babinski Sign- From a Student's Desk for Student's Desk, Short communication. NEIGRIHMS Journal of Medical & Health Sciences. 2016;6: 39-42
44	Ete T, Roy A, Barman B, Lynrah KG, Komut O, et al. Hemophagocytic Syndrome Associated with Scrub Typhus: A Case Report from North East India. J Clin Case Rep; 2015, 5 (10): 1-3
45	*Dr. Lomtu Ronrang B-6-D Neigrihms, Shillong-18, Meghalaya, India. International Journal of Current Research Vol. 7, Issue, 02, pp.12854-12857, February, 2015 ISSN: 0975-833X (Available online at http://www.journalcra.com) Copyright © 2015 Dr. Lomtu Ronrang. This is an open access distribution, and reproduction in any medium, provided the original work is properly cited. *Corresponding author: Dr. Lomtu Ronrang, B-6-D, Neigrihms, Shillong-18, Meghalaya, India. Article History: Received 14th December, 2014 Received in revised form 14th January, 2015 Accepted 25th January, 2015 published online 28th February, 2015 Key words: Hydroxyapatite (HA), Intra-Oral Periapical radiograph, Intrabony.
46	Anjan Saikia, Vandana Raphael, N Brian Shunyu , Yookarin Khonglah, Jaya Mishra, Ankit Jitani, Jayanta Medhi. Analysis of Epstein Barr Virus Encoded RNA Expression in Nasopharyngeal Carcinoma in North-Eastern India: A Chromogenic in Situ Hybridization Based Study.
47	Shngainlang Khongsti, Srimoyee Ghosh, N. Brian Shunyu and Arindam Maitra. Epigenome-Wide Screening for Differential Promoter DNA Methylation in Oral Cancer reveals novel genes. Journal of Carcinogenesis. ACOS 2016. (Abstract)

48	Ankit Kr Jitani, Vandana Raphael, Jaya Mishra, N Brian Shunyu , Yookarin Khonglah, Jayanta Medhi. Analysis of Human Papilloma virus I6/18 DNA and its correlation with P16 Expression in Oral Cavity Squamous Cell Carcinoma in North Eastern India. A Chromogenic in Situ Hybridization Based Study. Journal of Clinical Diagnostic & Research 2015 Aug; 9(8): EC04-7. Doi:10. 7860/JCDR/2015/13022.6285. Epub 2015 Aug 1.
49	Laskar HA, Shunyu NB , Medhi J, Jamil M, NongsiejC, Khyriem E. Tinnitus: A hospital based retrospective study. Indian J Oto, 2015 (cited 2016 Feb 10):21:197-200.
50	Dr J Medhi, Hanifa Akhtar Laskar , Deepanava J Das, N B Shunyu , Ankit Kr Jitani, Vandana Raphael, Rajni Thabah. Management of Large Tongue Schwannoma-Short case. Accepted for publication in Iranian Journal of Otorhinolaryngology, 2015.
51	Hanifa A. Laskar , Habib Md Rezaul Karim, Md Jamil, Mohd Yunus, N. B. Shunyu : Diversified and Unusual Presentations of Neck Space Infections: Still a big concern for Physicians. J Maxillofac Oral Surg. 2015 Dec; 14(4): 935-42. Doi: 10.1007/s 12663-015-0757-6.
52	Hanifa A Laskar , Jayanta Medhi, N. B. Shunyu , Y. Khonglah, Md. Jamil . Odontogenic myxoma of maxilla with café au lait spot. National Journal of Otorhinolaryngology and Head & Neck surgery. Vol.3 (12) No1, April 2015.
53	Khandelwal S, Bhatia A , Mishra AK. Psychological health in the summer team of an Indian expedition to Antarctica. J Mental Health Hum Behav. 2015;20:65-70.
54	Das DJ, Bhatia A , Debbarma R, Sarma K. Congenital supraglottic cyst with stridor immediately after birth. AIJOC. May-August 2015;7(2):91-92.
55	Bhatia A . Otoacoustic emissions in detection of pre-clinical noise induced cochlear damage in military personnel. Int J Otorhinolaryngol Head Neck Surg. 2015;1:56-64.
56	Pankaj A, Bhatia A . Otoacoustic emissions in noise-induced cochlear damage in artillery soldiers. Indian J Otol.2015;21:98-102.
57	Jitani AK, Khonglah Y, Kumar R, Gogoi BB, Jajodia E. Natural Killer Cell Lymphoma: A Case with Classification Dilemma. J Clin Diagn Res. 2016;10(2):E07-8. (Pubmed indexed) Corresponding author: Khonglah Y
58	Jitani AK, Raphael V, Mishra J, Shunyu NB, Khonglah Y, Medhi J. Analysis of Human Papilloma Virus 16/18 DNA and its Correlation with p16 Expression in Oral Cavity Squamous Cell Carcinoma in North-Eastern India: A Chromogenic in-situ Hybridization Based Study . J Clin Diagn Res. 2015 Aug;9(8):EC04-7. (Pubmed indexed) Corresponding author: Raphael V
59	Dey B, Raphael V, Khonglah Y, GiriLynrah K. Expression of Cyclin D1 and P16 in Esophageal Squamous Cell Carcinoma. Middle East J Dig Dis 2015;220-5. Corresponding author: B. Dey
60	Laskar HA, Medhi J, Shunyu NB, Khonglah Y, Jamil Md. Odontogenic myxoma of maxilla with café au lait spot. National Journal of Otorhinolaryngology and Head & Neck Surgery, Vol.3(12) No 1, April 2015
61	Devi LP, Kumar R, Kalita JP, Khonglah Y, Handique A. Locally advanced Askins Tumor in a child- a rare case report and review of literature. Indian Journal of Surgical Oncology, June 2015
62	Ete T, Roy A, Barman B, Lynrah KG, Komut O, Khonglah Y. Hemophagocytic Syndrome Associated with Scrub Typhus: A Case Report from North East India. Journal of clinical case reports, 10/2015;5(10)
63	Khonglah Y, Jitani A, Shah N, Raphael V, Lyngdoh M. Gout nodulosis- an unusual presentation of gout. NEIGRIHMS Journal of Medical and Health Sciences. Vol 6, Issue 1; 2014 (published in 2016)

64	L Purnima Devi, Ritesh Kumar, Yookarin Khonglah, Akash Handique. Advanced and recurrent testicular rhabdomyosarcoma in a young adult: A rare case report. <i>Clinical Cancer Investigation Journal</i> , Year 2015, Volume 4, Issue 3 [p. 428-430]
65	Das N,Raphael V, Khonglah Y, Singh AS. Cord blood screening of hemoglobinopathies in the newborn from North East India. <i>International Journal of contemporary pathology</i> , January 2016 issue.
66	L. Purnima Devi, Ritesh Kumar, Jyoti Prasad kalita , Yookarin Khonglah and Akash Handique – “Locally Advanced Askin,s Tumour in a child –a rare Case Report and Review of Literature <i>Indian Journal of Surgical Oncology</i> (2015)”
67	“Advanced and recurrent testicular rhabdomyosarcoma in a young adult: A rare case report”- L. Purnima Devi , Ritesh Kumar, Yookarin Khonglah and Akash Handique
68	Original Article Sharma SR et al. Guillain-Barré syndrome complicating pregnancy and correlation with Maternal and fetal outcome in North Eastern India –A retrospective study <i>Ann Indian AcadNeurol</i> , Apr-Jun2015; 18: issue 2 215-218(Pub med index)
69	Original Article Sharma S R et al. Tsutsugamushi Disease (Scrub Typhus) Meningoencephalitis in North Eastern India: A Prospective Study. <i>Ann Med Heal ScienReser</i> 2015; vol 5:163-167(pub med index)
70	Sharma SR, Rupsi M. The Hummingbird sign: an diagnostic clue for Progressive supranuclearpalsy. <i>NEIGRIHMS Journal</i> 2014
71	Scrub Typhus Meningoencephalitis, a diagnostic challenge for clinicians: A hospital based study from North East India: <i>Journal of Neuroscience in Rural Practice</i> . (Volume 6: Issue 4,Oct-Dec 2015)
72	Thakur BK, Verma S, Mishra J. Pyogenic granuloma with onychomadesis following plaster cast immobilization <i>Indian J Dermatol, Venereol, Leprol</i> 2016;82:239
73	Thakur BK, Verma S. Post traumatic ectopic nail-A rare case. <i>Indian J Dermatol, Venereol, Leprol</i> 2016;82:416
73	Thakur BK, Verma S, Raphael V. Clinical, trichoscopic, and histopathological features of primary cicatricial alopecias: A retrospective observational study at a tertiary care centre of North East India. <i>Int J Trichol</i> 2015;7:107-12
74	Thakur BK, Verma S, Mishra J. Perforating pilomatricoma in a 62 years old female: A rare case report. <i>Int J Trichol</i> 2014;6:173-4
75	Thakur BK, Verma S, Mishra J. Lichenoid drug reaction to isoniazid presenting as exfoliative dermatitis in a patient with acquired immunodeficiency syndrome. <i>Int J STD AIDS</i> . 2014 pii: 0956462414543123.
76	Thakur BK, Verma S, Raphael V, Khonglah Y. Extensive tonsure pattern trichotillomania-trichoscopy and histopathology aid to the diagnosis. <i>Int J Trichol</i> 2013;5:196-8
77	Thakur BK, Verma S, Raphael V. Verrucous carcinoma developing in a long standing case of ulcerative lichen planus of sole- A rare case report. <i>J Eur Acad Dermatol Venereol</i> . 2014 doi: 10.1111/jdv.12406
78	Thakur BK, Verma S. BCG-induced lupus vulgaris complicated by squamous cell carcinoma in a 7-year-old child. <i>Int J Dermatol</i> . 2011;50:542–545.
79	Thakur BK, Verma S ,Hazarika D. A clinicopathological study of cutaneous tuberculosis at Dibrugarh district, Assam. <i>Indian J Dermatol</i> 2012,57: 63-5
80	Verma S, Thakur BK, Gupta A. Multifocal childhood cutaneous tuberculosis: Report of two interesting cases from Sikkim, India. <i>Pediatr Dermatol</i> 2013 May-Jun;30(3)
81	Tuli I, Verma S, Thakur BK, Joshi D. Lupus Vulgaris developing in vicinity of neglected Scrofuloderma. <i>Sahel Med J</i> , 2014;17:34-6
82	Verma S, Thakur BK, Mishra J. Eccrine Angiomatous Hamartoma: Multiple, symmetrical swellings on forearms of a 10-year-old girl. <i>J Eur Acad Dermatol Venereol J Eur Acad Dermatol Venereol</i> . 2014 Doi:10.1111/jdv.12537

83	Verma S, Thakur BK. Plica "neuropathica" in an 11-month-old boy. Pediatr Dermatol. 2014 Nov-Dec;31(6):e116-7. doi: 10.1111/pde.12413.
84	Verma S, Thakur BK. Idiopathic eruptive macular pigmentation with papillomatosis. Indian Dermatol Online J 2011;2:101-3
85	Verma S, Thakur BK. Dramatic response to oral zinc in a case of subacute form of generalized pustular psoriasis. Indian J Dermatol 2012;57:323-4
86	Thakur BK, Verma S. Is hair transplantation always successful in secondary cicatricial alopecia? Int J Trichol 2015;7:43-4
87	Thakur BK, Verma S. Tattoo practices in North East India-A hospital based cross sectional study. Original article accepted in Journal of Cutaneous and aesthetic surgery
88	Sharma SR, Nongpiur A , Hussain M, Habung H. Postictal psychosis with self-amputation of foot in an epileptic patient: A report. Neurol India. 2016 Mar-Apr;64(2):334-5. doi: 10.4103/0028-3886.
89	Tikka SK, Parvez N, Nongpiur A , Goyal N, Sinha VK. Spontaneous dense array gamma activity in children and adolescents with volatile solvent dependence. J Pediatr Neurosci. 2014 Sep-Dec;9(3):234-6.
90	Nongpiur A , Sinha VK, Praharaj SK, Goyal N. Theta-patterned, frequency-modulated priming stimulation enhances low-frequency, right prefrontal cortex repetitive transcranial magnetic stimulation (rTMS) in depression: a randomized, sham-controlled study. J Neuropsychiatry Clin Neurosci. 2011 Summer;23(3):348-57.
91	Nongpiur A , Praharaj SK, Sarkar S, Das B. Delayed onset of clozapine-induced leucopenia. Am J Ther. 2012 May;19(3):e118-9.
92	Nongpiur A , Sinha VK, Desarkar P. Stability of diagnosis in adult psychoses. Indian J Soc Psychiatry. 2007 23(3-4): 113-119.
93	Nongpiur A , Sinha VK, Desarkar P. Treatment gap in mental health (Editorial). Indian J Soc Psychiatry. 2011 27(1-2): 1-2.
94	Nongpiur A: Positive psychology: The scientific and practical explorations of human strengths (Book review): Indian J Soc Psychiatry. 2011, 27(3-4), 202
95	Bladder Agenesis Associated with Crossed Fused Renal Ectopia and Vertebral Anomalies: A Rare Entity. Urology journal Vol 13 No 01 January-February 2016 2579.
96	Brunn's Cyst: A Rare Cause of Bladder Outlet Obstruction in a Young. Urology Journal Vol 12 No 05 September-October 2015 2381 Accepted: Unusual Vesical Stone-IJMR-Oct 2016.
97	Lyngdoh JA, marbaniang E, Lynrah KG, Lyngdoh M. The role of brain in the regulation of glucose homeostasis. International journal of medical sciences and public Health 2015. Vol 4: Issue 11: 1477 -1480.
98	Lyngdoh JA, Wahlang JB, Nongkynrih B: Reactive oxygen species signaling influences feeding behaviour. International Journal. Res Med Sci, 2015; 3 2998-3003
99	Dr Gautom Saharia,Dr Alice Abraham Ruram,Dr Jyrwa. Thyroid profile status of patients treated for multidrug-resistant tuberculosis in state of Meghalaya, India – Published in Indian journal of tuberculosis. Vol 62,No3 ,July 2015 .Page 166-170
100	Presence of concurrent derangements of liver function tests in type 2 diabetes and their relationship with glycemic status: A retrospective observational study from Meghalaya. Kaustubh Bora,Meghna Borah,Happy Chutia,Chandan Kumar Nath ,Dulmoni Das, Alice Abraham Ruram . Journal of laboratory physicians. Volume 8/Issue 1/Jan-Jun 2016.Page 30-35.
101	Chutia H Lynrah KG. Association of Serum Magnesium Deficiency with Insulin Resistance in Type 2 Diabetes Mellitus. J Lab Physicians. 2015 Jul-Dec;7(2):75-8. doi: 10.4103/0974-2727.163131.

102	Chakraborty M ¹ , Chutia H ² , Changkakati R ³ . Serum Copper as a Marker of Disease Activity in Rheumatoid Arthritis. <i>J ClinDiagn Res.</i> 2015 Dec; Vol-9(12): 09-11
103	Nath C, Chutia H, Ruram AA, Handique A, Das A. Association of thyroid disorders in females with primary infertility attending a tertiary-care hospital in northeast India. <i>Int J Med SciPublic Health.</i> Vol 5 Issue 08. Online First: 24 Dec, 2015. doi:10.5455/ijmsph.2016.16112015261
104	ChandanNath, Amitav Sarma, Pranjal Phukan, PurnimaRajkhowa, Farooq Ahmed, MrigankaBaruah, Happy Chutia. " A Study on Concomitant Occurrence of Subclinical Hypothyroidism and Reduced Growth Hormone Secretion on Fibromyalgia". <i>Journal of Evidence based Medicine and Healthcare</i> ; Volume 2, Issue 25, June 22, 2015; Page: 3735-3741.
105	Dutta V, Khyriem AB, Bora I, Barman H, Lyngdoh W . Bacteriological Profile of Pleural Fluid among the Pediatric Population In A Tertiary Care Centre - A Retrospective Analysis. <i>IJHSR.</i> 2015; 5(9): 167-174.
106	Duwarah S. G, Bisai S, Barman H. Prevalence of Under nutrition among Preschool Children under Five Attending Paediatric OPD in a Tertiary Care Hospital of North-eastern India. <i>International Journal of Pediatrics.</i> Accepted date: Mar 22, 2015. Published in Vol.3, N.2-2, Serial No.16, April 2015.
107	Barman H, Duwarah S.G. Effective Ultra filtration with acute peritoneal dialysis in a child with diuretic resistant nephrotic edema. <i>Saudi J. Kidney Dis Transplant.</i> 2015 Jul-Aug: 26(4):743-6
108	Barman H. Exchange transfusion in complicated paediatric malaria: A critical appraisal <i>Indian Journal of Critical Care Medicine</i> 2015, April:1914: 214-9
109	Das A, Panda S, Ahanthem SS, Sourabh GD, Bhanupratap SG. Preterm Birth : Analysis Risk factors and neonatal outcome, <i>Gynaecology & Obstetrics Case report</i> , 2015:1 (1.1)
110	Barman H, Dass R, Duwarah S.G. Use of high-dose prednisolone to overcome rifampicin – induced corticosteroid non-responsiveness in childhood nephrotic syndrome. <i>Saudi J Kidney Dis Transpl</i> 2016;27:157-60
111	Duwarah S. High frequency ventilation in neonates. <i>Journal of the Indian Academy of Pediatrics, Meghalaya Chapter</i> , 2016.
112	Duwarah S. Nutritional status of under five children in North East India: trends over the years. <i>Souvenir, Second North East zonal conference of IAPSM 2015.</i> 18-19
113	Himesh Barman. Teaching learning process. In <i>Handbook of Basic Medical Education</i> , First edition. Published by MEU NEIGRIHMS
114	Himesh Barman. Systems Approach to medical education. In <i>Handbook of Basic Medical Education</i> , First edition. Published by MEU NEIGRIHMS
115	Slong D, Th Meera. Military Suicide by Service Rifle: a Case Report. <i>Medico–Legal Update.</i> 2015 January – June; vol 15 (1): 135 – 137.
116	Th. Meera, Pabitrimala Nandeibam, Daunipaia Slong, H. Nabachandra. Burn deaths: A study on female victims in Manipur. <i>JIAFM.</i> 2015; 37(4): 358 – 360.
117	Barman S, Slong D, Ropmay AD. Duties of Doctors in Poisoning Cases. <i>NEIGRIHMS Journal of Medical & Health Sciences.</i> 2014; 6(1): 43 – 46.
118	S Barman. Postmortem study of hyoid bone fracture in cases of antemortem hanging. <i>Medico–Legal Update.</i> 2016; January – June; vol 16(1): 162 – 165
119	Das B and Sarkar C. An Innovative flipped class intervention to improve dose calculation skills of phase I medical students: A preliminary study. <i>Procedia-social and behavioral sciences.</i> 2015;182:67-74
120	JB Wahlang, DK Brahma, J Lahon, BS Nongkynrih. Therapeutic Interventions of Peroxisome Proliferators-Activated Receptors in CNS Disorders. <i>NEIGRIHMS Journal of Medical & Health Sciences.</i> 2014;6(1):18-21.

121	Habib Md Rezaul Karim, P. Bhattacharyya, Md Yunus. Postoperative Airway Emergency following Accidental Flexometallic Tube Transection. <i>The Indian Anaesthetists' Forum</i> 2015; 16 (21): 1-3.
122	Habib Md Rezaul Karim, P. Bhattacharyya, Md Yunus. A Case Report of an Unusual Presentation: Could the Early Use of Interventional Radiology have saved this Patient of Scrub Typhus. <i>Bangladesh Critical Care Journal</i> 2015; 2 (2): 79-80.
123	Habib Md Rezaul Karim, JK Mitra. Laparoscopic cholecystectomy under epidural anesthesia: A feasibility study. <i>North American Journal of Medical Sciences</i> 2015; 7 (3): 129-130.
124	Md Yunus, Habib Md Rezaul Karim, R Hajong, VS Singh. Polytrauma patient with through penetrating rod in abdomen: Timing and team is of utmost importance in emergency management. <i>Journal of Emergencies, Trauma & Shock</i> 2015; 8 (3): 176-177.
125	Hanifa A Laskar, Habib Md Rezaul Karim, Md Jamil, Md Yunus, N B Shunyu: Diversified and Unusual Presentations of Neck Space Infections: Still a Big Concern for Physicians. <i>J. Maxillofac. Org Surg.</i> 2015; 14 (4): 935-942.
126	Md Yunus, A Mishra, Habib Md Rezaul Karim, V Raphael, Ghazal Ahmed, CE Myrthong. "Knowledge, attitude and practice of basic life support among junior doctors and students in a tertiary care medical institute". <i>Int J Res Med Sci</i> 2015; 3 (12): 3644-3650.
127	Habib Md Rezaul Karim, JK Mitra, P. Bhattacharyya, J Roy. Significance of hemodynamic monitoring in perioperative and Critical Care management in obstetric practice. <i>Astrocyte</i> 2015; 1 (4): 295-300.
128	Habib Md Rezaul Karim, MK Saikia, JK Mitra, J Medhi. Impacted Fish Bone Leading to Rapidly Growing Common Carotid Artery Pseudo aneurysm. <i>Indian Journal of Vascular and Endovascular Surgery</i> 2015; 2 (1): 35-37.
129	Habib Md. R Karim, Md. Yunus, L.Sailo Stephen, Bhattacharyya Prithwis, K Mitra Jayanta, M Lyngdoh Nari. Role of perioperative oxygen supplementation in relation to surgical site infection in urological surgery under neuraxial anesthesia. <i>Ain-Shams Journal of Anesthesiology</i> 2015; 08: 76-82.
130	Habib Md Rezaul Karim, Ghazal Ahmed, Md Yunus, P. Bhattacharyya. Point to ponder while prescribing phenytoin sodium infusion in septic shock patients: A case-based discussion. <i>Journal of Advanced Clinical and Research Insights.</i> 2016; 3(1):38-40.
131	Habib Md R Karim, Prithwis Bhattacharyya, Md Yunus. Patient profile and unmet need of labor analgesia in the parturient undergo caesarean delivery on Maternal Request. <i>The New Indian Journal of OBGYN</i> 2016; 2(2): 83-87.
132	Pradhan D, Bhattacharyya P. Difficult airway management from Emergency Department till Intensive Care Unit. <i>Indian J Crit Care Med</i> 2015; 19:557- 9.
133	Pradhan D, Dey S, Bhattacharyya P. A Case of Successful Management of Guillain-Barre Syndrome in Pregnancy. <i>J Nepal Med Assoc.</i> 2015 Apr-Jun; 53(198):134-6.
134	Dey S. Ultrasound guided interventions in chronic pain: are we ready for it yet? <i>Journal on recent advances in Pain</i> 2015; 1 (1): 1-2.
135	Dey S, Bhattacharyya P, Dev P. Intra- articular injection of platelet rich plasma in the management of chronic Low back pain due to facet arthropathy: A case report with 12 years of follow-up. <i>J Recent Adv Pain</i> 2015; 1(1): 26-27.
136	Sharma K, Das G, Dey S, Villano EQ, Mandal S. Neuropathic Pain and Depression: A Prospective Study to find out Any Association. <i>J Recent Adv Pain</i> 2016; 2 (1): 6-10.
137	Md Yunus, JK Mitra, Habib Md R Karim, M Singh, P Bhattacharyya. Low Tidal Volume Ventilation in the Operation Theatre—should it be the current trend. <i>NEIGRIHMS Journal of Medical & Health Sciences</i> 2014; 6(1): 32-38. (Published in 2016).

138	Md Yunus, M Singh. Competency Based Medical Education ⁷ - What's there to know about this? NEIGRIHMS Journal of Medical & Health Sciences 2014; 6(1): 52-53. (Published in 2016).
139	Laltanpuii Sailo, Stephene L Sailo, Habib Md Reazaul Karim, PKS Laithangbam, Debasis Pradhan. To compare the haemodynamic changes between colloid preload and co-load in preventing maternal haemodynamic changes during spinal anaesthesia for elective caesarean delivery. The Experiment 2015; 30(1): 1970-76.
140	Prithwis Bhattacharyya, Vijay S Singh. Postoperative Nausea and Vomiting: What's New?: In Yearbook of Anesthesiology – 4. Raminder Sehgal, Anjan Trikha, Baljit Singh Editors. Jaypee Brothers Medical Publishers (P) Ltd. 2015; pp. 254-265.
141	Md Yunus, Animesh Mishra. Clickers (class room response systems): In Handbook on Basics of Medical Education 1 st edition. Md Yunus, Yookarin Khonglah editors. Medical Education Unit, NEIGRIHMS, Shillong; 2015: pp76-80.
142	Prithwis Bhattacharyya, Debasish Pradhan. Hypothermia and drowning. Chapter: In Yatin Mehta Editor. Textbook of Critical Care. Publisher: Indian Society for Critical Care Medicine 2015.
143	Md Yunus, Abhijeet Bhatia. Assessment of Knowledge – at a glance: In Handbook on Basics of Medical Education 1 st edition. Md Yunus, Yookarin Khonglah editors. Medical Education Unit, NEIGRIHMS, Shillong; 2015: pp81-83.
144	Dey S. Non cardiac Chest pain. In: clinical methods in pain medicine. Gautam Das Editor. CBS publishers Newdelhi, India. 2015; 76-88.
145	Dey S. Evidence-based recommendations in pain management. In: How to start and run a pain clinic. Gautam Das Editor. WILEY India Newdelhi, 2015.
146	Dey S. How to start and run a pain clinic. Ethical Issues. How to start and run a pain clinic. Gautam Das Editor. WILEY India Newdelhi, 2015
147	Md Yunus, Habib Md Reazaul Karim. Clinical Research and Basic Ethical Principles: In Handbook for Practice of Research Methodology. 1 st edition. Md Yunus editor. Medical Education Unit, NEIGRIHMS, Shillong; 2015: pp97 – 101.
148	Md Yunus, Habib Md Reazaul Karim. Randomized Control Trial: In Handbook for Practice of Research Methodology. 1 st edition. Md Yunus editor. Medical Education Unit, NEIGRIHMS, Shillong; 2015: pp86 - 91.
149	Sourav Nandy, Newstar Syiemiong, Stevie J N Sangma, Md Yunus. Perioerative productivity and efficiency of NEIGRIHMS operation theatre on a day. Scientific Abstract Publication Book. NEIGRIHMS, Shillong; 2016: pp 77 – 86.
150	Manas Pratim Borthakur, Nikita Garg, Md Yunus. Basic Life Support. PULSE - the NEIGRIHMS News Magazine. 2016; 1:45-48.
151	Abhijeet Bhatia, P Bhattacharyya. Telemedicine in NEIGRIHMS. PULSE - the NEIGRIHMS News Magazine. 2016; 1:41-42.
152	Prof. (Dr.) Gajendra Kumar Medhi, Jogesh Sarma. Self-rated Health (SRH) among Elderly Diabetics in an Urban Setting of Assam, India published in IJHSR, 2015, 5 (10), 253-259
153	Bhattacharyya H, Nongrum A, Marak A. 2015.” Opioid Overdose: Knowledge and practices among health care providers in Meghalaya”, International Journal of Current Research, 7 (12), 23721-23724.
154	Bhattacharyya H .Knowledge, beliefs and practices regarding malaria in urban setting of East Khasi Hills district, Meghalaya. International Journal of Medical Science and Public Health 2015 Vol 4 Issue 8.
155	Marak A, Borah M, Bhattacharyya H, Talukdar K. A cross-sectional study on self-medication practices among the rural population of Meghalaya. Int J Med Sci Public Health. Online First: 13 Nov, 2015. doi:10.5455/ijmsph.2016.17072015160

156	Health Scenario in North East India. Dr. Star Pala, DR. H Bhattacharyya, Dr. A Sarkar. Published in Souvenir for 2 nd NE Zonal Conference of IAPSM, 16 th and 17 th October, 2015.
157	Natung T , Keditsu A, Lyngdoh LA, Dkhar B, Prakash G. Normal Macular Thickness in Healthy Indian Eyes Using Spectral Domain Optical Coherence Tomography. <i>Asia Pac J Ophthalmol (Phila)</i> 2016; 5: 176-179. (Original Study; Pubmed Indexed, International Journal).
158	Natung T , Keditsu A. Comparison of Serum Cortisol and Testosterone Levels in Acute and Chronic Central Serous Chorioretinopathy. <i>Korean J Ophthalmol</i> 2015; 29: 382-8. (Original Study; Pubmed Indexed, International Journal).
159	Natung T , Thangkhiew L, Keditsu A, Shullai W. “Christmas Tree Cataract – a Cataract that Glitters.” <i>J Clin Diag Res</i> 2016; 4: 1-2. (Case Report; Pubmed Indexed, National Journal).
160	Natung T , Syiem J, Keditsu A, Saikia N, Hajong R, Lyngdoh LA. Efficacy of 2 drops versus 3 drops Proparacaine 0.5% Ophthalmic Solution for Phacoemulsification Surgery: A Comparative Study. <i>Open J Ophthalmol</i> 2015; 5: 95-100. (Original Study; Partially Pubmed Indexed, International Journal).
161	Prakash G, Agrawal R, Natung T . Role of Lipids in Retinal Vascular and Macular Disorders. <i>Ind J Clin Biochem</i> 2016; 31:1-5. (Review; Pubmed Indexed, National Journal).
162	Barman B, Ete T, Warjri SB, Beyong T, Lynrah KG, Natung T . “Choroid Tubercle in Miliary Tuberculosis – a case report.” <i>Ind J Med Case Rep</i> 2015; 4:1-4. (Case Report; Indexed, National Journal).
163	Natung T . Chapter on “Sample Size” in the handbook for the Orientation Programme for Post Graduate and Post Doctoral students – 2015 held at NEGRHMS on the 29 th July, 2015.
164	Akash Handique , Rashmi Ranjan Das, Samarendra Mahapatro. Neonatal Radiology for Pediatricians . 1st Edition : 2016, ISBN No. 978-81-906227-8-3, Copyright © 2016 Noble Vision (Medical Book Publishers).
165	Akash Handique** . Pediatric Radiology. Book Chapter in “Text Book of Pediatrics” Editors: Dr Samarendra Mahapatro, Dr Subhranshu Sekhar Kar, Dr Rajib Ray and Dr Rashmi Patnaik. Publisher New Central Book Agency, Kolkata.
166	Jayanta Kumar Medhi, Akash Handique** , Amit Kumar Goyal, Donbok Lynser, Pranjal Phukan, Kalyan Sarma, Aswin Padmanabhan, Manuj Kumar Saikia, Happy Chutia. Trans-Nasal Tracheo-bronchial Stenting with Self Expandable Covered and Bare Nitinol Stents for Malignant Airway Narrowing under Local Anesthesia - Our Experience of Treating Three Cases Using This Technique . <i>Indian J Radiol Imaging</i> . 2016 Jan-Mar;26(1):103-7. doi: 10.4103/0971-3026.178357. (**Corresponding Author).
167	Manuj Kumar Saikia, Jyoti Prasad Kalita, Pranjal Phukan, Akash Handique , Kyrshanlang G Lynrah, Kalyan Sarma. Bronchoesophageal Fistula Repair with Intercostal Muscle Flap followed by occlusion of residual diverticula with n-butyl cyanoacrylate (NBCA) glue: A case report . <i>The Korean Journal of Gastroenterology</i> . Accepted
168	Chandan Nath, Happy Chutia, Alice Abraham Ruram, Akash Handique , Ananya Das. Association of thyroid disorders in females with primary infertility attending a tertiary-care hospital in northeast India . <i>Int J Med Sci Public Health</i> . 2016; 5(8), doi: 10.5455/ijmsph.2016.16112015261.
169	Lynser D, Handique A , Daniala C, Phukan P, Marbaniang E. Sonographic images of hepato-pancreatico-biliary and intestinal ascariasis: A pictorial review. <i>Insights into Imaging</i> . 2015;6(6):641-646. doi:10.1007/s13244-015-0428-7.

170	L. Purnima Devi, Ritesh Kumar, Jyoti Prasad Kalita, Yookarin Khonglah, Akash Handique . Locally Advanced Askin's Tumour in a Child—a Rare- Case Report and Review of the Literature . Indian J Surg Oncol 2015 Sep;6(3):288-91. doi: 10.1007/s13193-015-0422-z. Epub 2015 Jun 3.
171	L. Purnima Devi, Ritesh Kumar, Yookarin Khonglah, Akash Handique . Advanced and recurrent testicular rhabdomyosarcoma in a young adult: A rare case report . Clin Cancer Investig J 2015;4:428-30.
172	Barman B, Bhattacharya PK, Handique A , Issar NK. Hughes–Stovin syndrome: a case report . Int J Med Sci Public Health 2015;4 (Online First). DOI: 10.5455/ijmsph.2015.07122014104.
173	Devi LP, Kumar R, Handique A , Kumar M. Hepatoblastoma-a Rare Liver Tumor with Review of Literature . J Gastrointest Cancer. 2014 Dec;45 Suppl 1:261-4. doi: 10.1007/s12029-014-9659-y.
174	Rajendra V Phadke, Avik Bhattacharyya, Akash Handique , Krishan Jain, Alok Kumar, Vivek Singh, Deb Baruah, Tushant Kumar, Sriram Patwari, B Madan Mohan. Endovascular treatment in spinal perimedullary arterio-venous fistula . Interventional Neuroradiology. doi: 10.15274/INR-2014-10056, May/June 2014. Pages 357-367.
175	Bishwajeet Saikia, Akash Handique , Pranjal Phukan, Donboklang Lynser, Md. Jamil. Original Article Study of anomalies in the circle of Willis using magnetic resonance angiography in north eastern India . Journal of the Anatomical Society of India Volume 63, Issue 1, June 2014, Pages 67–73.
176	Bishwajeet Saikia, Akash Handique , Pranjal Phukan, Donboklang Lynser, Amitav Sarma. Original Article: Circle of Willis: Variant forms and their embryology using gross dissection and magnetic resonance angiography . International Journal of Anatomy and Research, Int J Anat Res 2014, Vol 2(2):344-53. ISSN 2321- 4287.Phukan Pranjal, Handique Akash** , Sarma Kalyan, Kalita Jyoti Prasad, Saikia Manuj. Percutaneous sclerotherapy in peripheral low flow vascular malformation . International Journal of Health Research and Medico Legal Practice (accepted).
177	Phukan Pranjal, Handique Akash , Kakoti Arindom, khonglah Yookarin, Sarma Kalyan. Cerebellar Hemangioblastoma: Advanced imaging International Journal of Health Research and Medico Legal Practice (accepted).
178	Akash Handique** , KG Lynrah. Proximal Stent Migration in Malignant High Tracheo-Esophageal Fistula treated with a Covered Nitinol Stent: Fluoroscopic Guided Percutaneous Fixation with custom made T-fixatation device . Indian journal of Radiology & Imaging, Accepted.
179	Phukan Pranjal, Handique Akash, Sarma Kalyan, Kalita Jyoti Prasad, Saikia Manuj, Percutaneous sclerotherapy in peripheral lowflow vascular malformation, International Journal of health Research and Medico Legal Practice (accepted)
180	Phukan Pranjal, Handique Akash, Kakoti Arindom, Khonglah Yookarin, Sarma Kalyan, Cerebellar Hemangioblastoma: Advanced imaging International Journal of Health Research and Medico Legal Practice Journal of Health Research and Medico Legal Practice Journal of Health Research and Medico Legal Practice
181	Manuj Kr. Saikai, Jyoti Prasad Kalita, Pranjal Phukan, Md. Yunus, Aswin Padmanabhan, ULTILOCLAR THYMIC CYST FROM ECTOPIC SUPERIOR MEDIASTINAL THYMIC TISSUES: A RARE CASE REPORT , J of Evidence Based Med & Hlthcare, Vol. 2/Issue 27/July 06, 2015 Page 4056.
182	Manuj Kumar Saikia, Jyoti Prasad Kalita*, Manish Kapoor, Pranjal Phukan, Amit Malviya, and Aswin Padmanabhan, , Surgical Resection of Giant Lipoma of Interventricular Septum Presenting as RVOTO: A Case Report , Journal of Cardiovascular Disease Research Vol 6 • Issue 3 • Jul-Sep 2015

183	Donboklang Lynser ¹ , Akash Handique, Chhunthang Daniala, Pranjal Phukan, Evarisalin Marbaniang, Sonographic images of hepato-pancreatico-biliary and intestinal Ascariasis: A pictorial review, <i>Insights Imaging</i> (2015) 6:641–646
184	Bhupen Barman, Tony Ete, Jaya Mishra, Pravin Jha, Pranjal Phukan, Synrang Batngen Warjri, Aswin Padmanabhan, Abdominal histoplasmosis mimicking tuberculosis in an immuno-compromised patient, <i>Journal of Research in Medical and Dental Science</i> Vol. 3 Issue 4 October – December 2015.
185	Chandan Nath, Amitav Sarma, Pranjal Phukan, Purnima Rajkhowa, Farooq Ahmed, Mriganka Baruah, Happy Chutia, A Study On Concomitant Occurrence Of Subclinical Hypothyroidism And Reduced Growth Hormone Secretion On Fibromyalgia, <i>J of Evidence Based Med & Hlthcare</i> , pISSN- 2349-2562, eISSN- 2349-2570/ Vol. 2/Issue 25/June 22, 2015 Page 3735
186	Jayanta Medhi, Akash Handique, Amit Goyal, Donbok Lynser, Pranjal Phukan, Kalyan Sarma, Aswin Padmanabhan, Manuj Kumar Saikia, Happy Chutia, , Transnasal tracheobronchial stenting for malignant airway narrowing under local anesthesia: Our experience of treating three cases using this technique, <i>Indian Journal of Radiology and Imaging</i> / February 2016 / Vol 26 / Issue 1
187	Bhupen Barman, KG Lynrah, Pranjal Phukan, Japanese Encephalitis, Chapter, 146 <i>APICON UPDATE</i>
188	Phukan Pranjal, Handique Akash, Kakati Arindom, Khonglarh Yookarin, Sarma Kalyan, Cerebellar Hemangioma: <i>Advanced Imaging, IJHRMLP</i> , Vol: 01 No: 02 June, 2015
189	Metastatic Breast carcinoma associated with numbchin Syndrome. Phupen Barman, P.K. Bhattacharry, B. Wankhar, Synrang Batngen Warjri, Taso Beyong
190	Ascaris Lumbricoides – From Bedside to Benchside, <i>International Journal of clinical & medical imaging</i> 2015: 26. Ete T, Barman Bhupen, Lynrah K G, Synrang Batngen Taso Warjri, Beyong, B. Wankhar.
191	Spontaneous Perforation of Pyometra. <i>Journal of Menopause Medicine</i> Nalini Sharma, A. S. Singh, Wankhar B.
192	Handbook of Basics of Medical Education
193	Handbook on Practice of Research Methodology
194	Scientific Abstract Publication Book of 6 th Convocation Annual Day of NEIGRIHMS
195	Md Yunus , Animesh Mishra. Clickers (class room response systems): In Handbook on Basics of Medical Education 1 st edition. Md Yunus, Yookarin Khonglah editors. Medical Education Unit, NEIGRIHMS, Shillong; 2015: pp76-80.
196	Md Yunus , Abhijeet Bhatia. Assessment of Knowledge – at a glance: In Handbook on Basics of Medical Education 1 st edition. Md Yunus, Yookarin Khonglah editors. Medical Education Unit, NEIGRIHMS, Shillong; 2015: pp81-83.
197	Md Yunus , Habib Md Reazaul Karim. Clinical Research and Basic Ethical Principles: In Handbook for Practice of Research Methodology. 1 st edition. Md Yunus editor. Medical Education Unit, NEIGRIHMS, Shillong; 2015: pp97 – 101.
198	Md Yunus , Habib Md Reazaul Karim. Randomized Control Trial: In Handbook for Practice of Research Methodology. 1 st edition. Md Yunus editor. Medical Education Unit, NEIGRIHMS, Shillong; 2015: pp86 - 91.
199	Sourav Nandy, Newstar Syiemiong, Stevie J N Sangma, Md Yunus . Perioperative productivity and efficiency of NEIGRIHMS operation theatre on a day. <i>Scientific Abstract Publication Book</i> . NEIGRIHMS, Shillong; 2016: pp 77 – 86.
200	Manas Pratim Borthakur, Nikita Garg, Md Yunus. Basic Life Support. <i>PULSE - the NEIGRIHMS News Magazine</i> . 2016; 1:45-48.

201	Manika Agarwal, Ritesh Kumar, Jupirika Pyrbot, A.S. Singh, “Choriocarcinoma with uterine rupture and shock. A Rare Case Report”. Journal of Clinical and Diagnostic Research 2015 Oct. Vol 9 (10) ED 20 ED 21.
202	Manika Agarwal, Ritesh Kumar, Noor Topno, Shweta Mishra, Ashish Dhirasaria, A. Santa Singh. “Palliative Surgical Approach in Advances Non-Responsive Mucinous Ovarian Cancer. A Rare Case Report”. Indian Journal of Palliative Care April-June 2016 Vol 22 Issue 2: 173-175.
203	Sharma N, Panda S, Singh AS, Obstetric outcome during an era of active management for obstetrics cholestasis. Journal of obstetrics and gynaecology India. Published online 8 th September, 2015.
204	Sharma N, Singh AS, Takayasu arteritis with bilateral renal artery stenosis and left subclavian artery stenosis in pregnancy. JCDR. 2015; 9 (9): 7-8.
205	Sharma N, Thiek J, Sailo S, Singh AS. Concomitant vesicouterine rupture with avulsion of ureter; a rare complication of vaginal birth after cesarean section. Journal of clinical and diagnostic research 2016; 10 (3): 7-8
206	Sharma N, Singh AS. Abnormally low HCG in a complete hydatidiform mole – the hook effect. Int J Health Sci Res. 2015; 5(10):368-370.
207	Sharma N, Singh AS, Raphel C. Collision tumor of ovary. A rare entity. International Journal of health sciences and research. 6(1).579-581.
208	Ananya Das, Subrat Panda, A. Santa Singh. Steroid cell tumour: A rare virilizing ovarian tumour. Journal of Cancer Research & Therapeutics. 2015; 11(3): 660.
209	Ananya Das, Subrat Panda, A. Santa Singh. Atypical Eclampsia – Must know obstetric complication. Indian Journal of Obstetrics & Gynaecology. Jan-Jun 2015; 3(1): 45-46.
210	Panda S, Das A, Nowroz HM, Singh AS. Role of Admission tests in predicting perinatal outcome. A prospective study. J Preg Child Health. 2015; 2(4): 171.
211	Ananya Das, Subrat Panda, Ahanthem SS, Sourabh GD, Bhanu Pratap SG. Preterm Birth: Analysis of Risk Factors and Neonatal Outcome. http://gynecology – obstetrics, imedpub.com . Gynaecology and Obstetrics Case Report. 2015. Vol. No. 1:1.
212	Chandan Nath, Happy Chutia, Alice Abraham Ruram, Akash Handique, Ananya Das. Association of thyroid disorders in females with primary infertility attending a tertiary care hospital in north east India. International Journal of Medical Science and Public Health. 2016; 5(8).
213	Ananya Das, Subrat Panda, A. Santa Singh and Gourishankar Rudrapaul (2015). Grandmultiparity: is it still a challenge? BAOJ Gynaec 1:002.
214	Ananya Das, Subrat Panda, Santa Singh A (2016) Maternal Near Miss: A Bigger Challenge. Obstet Gynecol Int J 4(2): 00099. DOI: 10.15406/ogij.2016.04.00099.
215	Ananya Das. Puerperal Rupture uterus in a primigravida: A rare case. Indian Journal of Obstetrics & Gynaecology. Jan – Apr 2016; 4(1): 47-48.
216	Md Yunus , M Singh. Competency Based Medical Education’ - What’s there to know about this? NEIGRIHMS Journal of Medical & Health Sciences 2014; 6(1): 52-53. (Published in 2016)
217	Md Yunus, A Mishra , Habib Md Reazaul Karim, V Raphael, Ghazal Ahmed, CE Myrthong. “Knowledge, attitude and practice of basic life support among junior doctors and students in a tertiary care medical institute”. Int J Res Med Sci 2015; 3 (12): 3644-3650.
218	Body Donation and its Importance in Teaching of Anatomy: A review article. Amitav Sarma, Bishwajeet Saikia, Gautam Chandra Das, International Journal of Health and Medicolegal Practices, Vol.1, 2015.
219	Importance of Basic Research. Amitav Sarma, Research Compendium (DBT funded symposia in research methodology), 2015.

220	A Study on Concomitant Occurrence of Subclinical Hypothyroidism and Reduced Growth Hormone Secretion on Fibromyalgia. Chandan Nath, Amitav Sarma (corresponding author), Pranjal Phukan, Purnima Rajkhowa, Farooq Ahmed, Mriganka Baruah, Happy Chutia, J of Evidence Based Med & Healthcare, pISSN-2349-2562, eISSN- 2349-2570/Vol.2/Issue25/June22, 2015 Page 3735-3741.
221	Anatomical Variation Of The Palmaris Longus Muscle: A Case Report. Gautam Chandra Das, *Amitav Sarma(Corresponding author), Ambath D. Momin and Bishwajeet Saikia., <i>Indian Journal of Medical Case Reports ISSN: 2319–3832(Online) An Open Access, Online International Journal Available at http://www.cibtech.org/jcr.htm 2015 Vol. 4 (2) April-June, pp.7-10/Das et al. Case Report © Copyright 2014 Centre for Info Bio Technology</i>
222	Proximal tibiofibular joint: Rendezvous with a forgotten articulation. Sarma A, Borgohain B, Saikia B. <i>Indian J Orthop</i> 2015;49:489-95 (Sep 03, 2015).
223	Emerging Role of Virtual Dissection Technology in Integrated Medical Teaching. Sarah Ralte, Asima Bhattacharyya, <i>Pulse, the Official News Magazine of NEIGRIHMS</i> , 2016.
224	A Morphological Study of the Superficial Palmar Arch in Human Foetuses of Manipuri Origin. G. Tempy Sangma, Purnabati S, Aribam Jaishree, Rajkumari Ajita, Ambath D. Momin, (<i>IOSR Journal of Dental and Medical Sciences (IOSR-JDMS) e-ISSN: 2279-0853, p-ISSN: 2279-0861. Volume 14, Issue 6 Ver. II (Jun. 2015), PP 01-05 www.iosrjournals.org</i>)
225	Thoracic Wall Defect with Ectopia Cordis: A Case Report. Ambath D. Momin, G. Tempy Sangma., Nirmalya Saha, (<i>JMSCR Vol. 03 Issue 06 Page 6132-6134 June 2015</i>)
226	Unilateral Sacralisation - A Case Report. Nirmalya Saha, Soumyamoy Das, Ambath D. Momin, (<i>IOSR Journal of Dental and Medical Sciences (IOSR-JDMS) e-ISSN: 2279-0853, p-ISSN: 2279-0861. Volume 14, Issue 9 Ver. II (Sep. 2015), PP 46-48 www.iosrjournals.org</i>)
227	Quadracuspid aortic valve – A case Report and literature review ; <i>The Egypt Heart J</i> (2015), http://dx.doi.org/10.1016/j.ehj.2015.09.003
228	Ruptured Left Synus of Valsalva into Left Ventricle ; A Rarity in Cardiology; Animesh Mishra, Tony Ete, Rinchin Dorjee,, Pravin Jha, Gaurav Kavi, Amit Malviya & Chandra Kumar Das ; <i>International Journal of Clinical & Medical Imaging</i> 2015 ; 2 (12) 1000405; Case Blog http://dx.doi.org/10.4172/23760249.10000405 .
229	Spontaneous coronary artery disease dissection resulting in very late stent thrombosis; Malviya A, Nath D, Mishra A ; <i>Heart Asia</i> 2016;8:27. Doi:10.1136/heartasia-2015-010720.
230	Ischemic Mitral Regurgitation : Chandra Das Gaurav Kavi, Dhanjit Nath, PRavin Jha, Rinchin Dorjee, Tony Ete, Manish Kapoor ; Review Article; Annual Conference Assam Cardio Vascular Thoracic Surgeons Association.
231	Carotid Artery Stenting versus Endarterectomy : A Systematic review ; Pravin Jha, Animesh Mishra, Manish Kapoor, Amit Malviya, Swapan Saha, Dhanjit Nath, Rinchin Dorjee, Gaurav Kavi ; Souvenir ACVTSA Con
232	Left main Coronary Disease ; Amit MALviya; 3 rd Annual Conference ACTVS Association.
233	Microvascular Angina : The current concept ; Manish Kapoor, Tony Ete, Dhanjit Nath, Rinchin Dorjee, CSI Update
234	Acute Rheumatic Fever: Pathogenesis ; Manish Kapoor, Dhanjit Nath, Gaurav Kavi : CSI Update
235	Original Article : Knowledge attitude and practice of basic life support among junior doctors and students in a tertiary care medical institute ; Md Yunus, Animesh Mishra, Habib M R Karim, Vandana Raphael, <i>Int J Res Med Sci.</i> 2015;3 (12):3644-3650.
236	Squamous Cell Carcinoma of Lung Atypically Involving Heart ; A Case Report with Literature Review ; Ete T, Jha P, Barman B, Mishra A, Kapoor M, Malviya A, Raphael V, Issar NK ; <i>Cardiol Res</i> 2015; 6 (4-5):329-331

237	Missed opportunity to diagnosed pulmonary tuberculosis at a tertiary care hospital ; Dhanjit Nath, Swapan Kr Saha, Happy Chutia, Amit Malviya, Manish Kapoor: Scientific Abstract Publication Book, 6 th Convocation, Annual Day, NEIGRIHMS (4 th – 5 th March,2016)
238	Impact of Low LWvel of HDL-Cholesterol on Clinical Outcomes in ACS Patients Undergoing PCI ; Dhanjit Nath, Swapan Kr Saha, Happy Chutia, Amit Malviya, Manish Kapoor : Scientific Abstract Publication Book, 6 th Convocation, Annual Day, NEIGRIHMS (4 th – 5 th March,2016)
239	Glycogen storage disease Type 1a presenting as gouty arthritis in a young female without hypoglycaemia; Tony Ete, Preeti Jane Picardo, Prasanta K Bhattacharya, Animesh Mishra, Yookarin Khonglah, Jaya Mishra, Rinchin Dorjee, Monaliza Lyngdoh : Scientific Abstract Publication Book, 6 th Convocation, Annual Day, NEIGRIHMS (4 th – 5 th March,2016).
240	A Retrospective study of papillary carcinoma thyroid in a tertiary care center , Aman M Mishra A, Mishra J, Raphael V, Khonglah Y, Shunyu N B : Scientific Abstract Publication Book, 6 th Convocation, Annual Day, NEIGRIHMS (4 th – 5 th March,2016)
241	Rheumatic Heart Disease presenting with quadrivavular involvement : A case report ; Das KC, Mishra A, Kapoor M, Malviya A, Saha S : Scientific Abstract Publication Book, 6 th Convocation, Annual Day, NEIGRIHMS (4 th – 5 th March,2016)
242	Assessment of Neutrophils / Lymphocytes ratio in suspected patients of acute coronary syndrome ; Dhanjit Nath, Jaya Mishra, Amit Malviya, Animesh Mishra : Scientific Abstract Publication Book, 6 th Convocation, Annual Day, NEIGRIHMS (4 th – 5 th March,2016)
243	Microalbuminuria as predictor of severity of coronary artery disease in non-diabetic patients ; PRavin Kumar Jha, Manish Kapoor, Amit Malviya, Happy Chutia : Scientific Abstract Publication Book, 6 th Convocation, Annual Day, NEIGRIHMS (4 th – 5 th March,2016)
244	Multimodality Imaging in Diagnosis of Non Specific Aortoarteritis : MRI with Contrast enhanced MR Angiography and multi-detector Ct Angiography to determine extent of involvement & correlation with disease activity ; Sarma K, Handique A, Daniala C, Phukan AC Saikia M, Kapoor M, Lynrah KG : Scientific Abstract Publication Book, 6 th Convocation, Annual Day, NEIGRIHMS (4 th – 5 th March,2016)
245	Myocardial Infarction in Cornary Artery Fistula : An uncommon presentation ; Animesh Mishra, Manish Kapoor, Tony Ete, Rinchin Dorjee Megeji, Pravin Kr Jha, Gaurav Kavi : Scientific Abstract Publication Book, 6 th Convocation, Annual Day, NEIGRIHMS (4 th – 5 th March,2016)
246	Perioperative Myocardial Infaction – A tough challenge ; Manish Kapoor, Tony Ete, Pravin Jha, Rinchin Dorjee Megeji : Scientific Abstract Publication Book, 6 th Convocation, Annual Day, NEIGRIHMS (4 th – 5 th March,2016)
247	Thyroid Hormone Profile in ACS patients ; Pravin Kumar Jha, Manish Kapoor, Amit Malviya, Happy Chutia, Chandra Kumar Das : Scientific Abstract Publication Book, 6 th Convocation, Annual Day, NEIGRIHMS (4 th – 5 th March,2016)
	Emergency Medicine
248	Md Yunus , Habib Md Rezaul Karim, R Hajong, VS Singh. Polytrauma patient with through penetrating rod in abdomen: Timing and team is of utmost importance in emergency management. <i>Journal of Emergencies, Trauma & Shock</i> 2015; 8 (3): 176-177.
249	Habib Md Rezaul Karim, P. Bhattacharyya, Md Yunus . Postoperative Airway Emergency following Accidental Flexometallic Tube Transection. <i>The Indian Anaesthetists' Forum</i> 2015; 16 (21): 1-3.
250	Peter Daniel S Khariiong, Ranendra Hajong, Debabrata Kundu, Dathia Tongper, Naloh Mibang, Preeti Jane Picardo. A comparative study into pain treatment in chronic pancreatitis between nonoperative conventional treatment and those treated with antioxidants. <i>IOSR-JDMS</i> 2013; 6(6): 91-99.

251	Ranendra Hajong, Dathiadam Tongper, Peter Daniel S Khariong, Naloh Mibang .Non – Haemolytic Childhood Cholelithiasis Managed Laparoscopically: a report of 15 cases. IOSR-JDMS 2013; 7(2): 31-34
252	Naloh Mibang, Ranendra Hajong, Dathia Tongper, Peter Daniel S Khariong. The role of magnetic resonance cholangio-pancreatography (MRCP) predicting common bile duct stone in symptomatic gallstone disease. IOSR-JDMS 2013; 6(6): 84-90.
253	Ranendra Hajong, Dathiadam Tongper, Peter Daniel S Khariong, Naloh Mibang. Hepatobiliary ascariasis- experience from a tertiary care hospital in North East India. IOSR-JDMS 2013; 7(2): 26-30.
254	Ranendra Hajong, Peter Daniel S Khariong, Arup J Baruah, Madhur Anand, Donkumar Khongwar. Laparoscopic cholecystectomy under epidural anaesthesia- a feasibility study. N Am J Med Sci 2014; 6(11):566-69.
255	I.Bora, V. Dutta, W.V. Lyngdoh, A.B. Khyriem, Elantamilian D., A.C.Phukan. Study of intestinal parasites among the immunosuppressed patients attending a tertiary-care center in Northeast India. Int J Med Sci Public Health 2016;5(9)
256	C.J.Lyngdoh, A.B.Khyriem, W.V.Lyngdoh & T. Khonglah. Osteomyelitis Caused by <i>Mycobacterium fortuitum</i>-a Case Report. American Journal of Infectious Diseases 2016,12(1): 30.32.
257	Elantamilan D, A.B.Khyriem, W.V. Lyngdoh, J.Rajbongshi, D. Sabhapandit. Characterization of Beta hemolytic Streptococci from Clinical Isolates in a Tertiary Care Centre in North East India. IJHSR Jan 2016:6(1) 165-175.
258	V. Dutta, W. V. Lyngdoh, I.Bora, B. Choudhury, A.B. Khyriem, P. Bhattacharyya. Characterization of Candida species from Intensive Care Unit isolates in a Tertiary Care Centre in North East India : A retrospective study. Int J Med Pub Health Oct- Dec 2015:5(4)
259	J. Rajbongshi, A.B. Khyriem, V. Singh, M.Anand, S.L.Sailo, W.V.Lyngdoh. <i>Chromobacterium violaceum</i> causing Fournier’s gangrene with non fatal outcome. IJSR Oct 2015:1(10).
260	V. Dutta, A.B. Khyriem, I. Bora, H. Barman, W. V. Lyngdoh. Bacteriological profile of Pleural Fluid among the Pediatric Population in a Tertiary Care Centre-A Retrospective Analysis. IJHSR Sept 2015:5(9)
261	B.Choudhury, A. Banik, V.W.Lyngdoh, J.Gurung, A.B.Khyriem, P.Rajkhowa. High Level Aminoglycoside Resistance among Clinical Enterococcal isolates in a Tertiary Care if North East India. IJHSR July 2015:5(7)
262	A. Banik, A.B.Khyriem, J.Gurung, V.W.Lyngdoh. Inducible and constitutive clindamycin resistance in Staphylococcus aureus in a northeastern tertiary care hospital. J Infect Dev Ctries 2015:9(7) 725-731.
263	D. Elantamilan, V.W. Lyngdoh, B.Choudury, A.B. Khyriem, J.Rajbongshi. Septicemia caused by Myroides spp: a case report. JMM Case reports (2015)
264	I. Bora, WV Lyngdoh, V.Dutta, P. Rajkhowa, S.L. Sailo, A.B. Khyriem. “Bacteriological Profile of Renal Stones in a Tertiary Care Centre in North East India” – Int. J Current Research 2015;7(6):16898 – 16901
265	V.Dutta, I. Bora, A.C. Phukan, A.B. Khyriem. “Study of nosocomial infections among the patients admitted in the Intensive Care units of a tertiary care centre of North Eastern India”. J. Hosp. Inf. Control. 3(2) 2015 : 107 -108
266	A. C. Phukan (Contributing Author) in : “National Guidelines for HIV Testing” published by NACO, MoH&FW, GoI, New Delhi, July, 2015
267	W.V. Lyngdoh, M. Hussain, R. Hajong. “Microteaching” in “Hand Book on Basics of Medical Education”. First Edition, 2015. Pg. 17 – 21. Published by Medical Education Unit, NEIGRIHMS.

EXAMINATION CELL

The Examination Cell, NEIGRIHMS was established in the year 2008, when the first batch of MBBS course was admitted. The cell is presently housed temporarily at the Ground Floor, Faculty Block. The Cell is engaged in planning and conducting various **Internal Examinations** of MBBS course, facilitates University Professional MBBS, PG (MD/MS), DM (Cardiology) Examinations of NEHU and also the **Entrance Examinations** of B.Sc. (Nursing), MBBS Course, PG (MD/MS), DM (Cardiology) Examinations and **Recruitment Examinations**.

1. Current Manpower

Sl. No.	Designation	Number	Remarks
1	The Dean	1	Overall in-charge of Examination Cell
2	Controller	1	In-charge of Examination Cell
2	Faculty	1	Sub-Dean , Examination Cell
3	Assistant Registrar	1	Permanent
4	Office Superintendent	1	Contract basis
5	Upper Division Clerk	1	Permanent
6	Lower Division Clerk	2	Permanent
7	Data Processing Assistant	4	One (1) contract basis, Three (3) outsource
8	Lower Division Assistant	4	Outsource
9	Attendant (Peon)	2	Outsource

2. Entrance Examination conducted

Sl. No.	Course	Date of Examination	No. of Candidate applied	No. of eligible candidate	Date of result declared	Remarks
1	B.Sc. (N)	04.07.2015	755	755	06.07.2015	
2	MBBS (online)	30.05.2015	6120	6120	06.06.2015	
3	PG (MD/MS)	22.03.2015	427	427	22.03.2015	
4	DM (Cardiology)	05.07.2015	22	22	05.07.2015	

3. MBBS Internal Professional Examination

a. Internal MBBS Examinations:-

Sl. No.	Year	Batch	No. of Internal Examination	Remarks
1	1 st Year MBBS	2013-2014	1	
2	1 st Year MBBS	2014-2015	1	
3	2 nd Year MBBS	2012-2013	3	
4	2 nd Year MBBS	2013-2014	1	
5	3 rd Year MBBS (Part-I)	2011-2012	3	
6	3 rd Year MBBS (Part-II)	2010-2011	2	
7	3 rd Year MBBS (Part-II)	2011-2012	1	

a. Professional MBBS Examinations:-

Sl. No	Year of Exam	Batch	No. of Candidates appeared	No. of Candidates declared passed	Date of result declared	Percentage
1	1 st MBBS (M) June/2015	2014-2015	52	45	04.08.2015	86.54%
2	1 st MBBS (S) September/2015	2014-2015	7	5	17.11.2015	71.43%
3	2 nd MBBS (M) December/2015	2013-2014	53	45	25.01.2015	84.91%
4	2 nd MBBS (S) April/2016	2013-2014	7	6	25.05.2015	85.71%
5	3 rd MBBS (Part-I) (M) December/2015	2012-2013	49	44	25.01.2015	89.80%
6	3 rd MBBS (Part-I) (S) April/2016	2012-2013	5	4	25.05.2016	80%
7	3 rd MBBS (Part-II) (M) December/2015	2011-2012	49	43	25.01.2015	87.76%
8	3 rd MBBS (Part-II) (S) April/2016	2011-2012	9	4	25.05.2015	44.44%
9	PG (MD/MS) April/2015	2013	8	8	21.05.2015	100%
10	DM (Cardiology) June/2015	2013	2	2	19.07.2015	100%

Examinations during the year 2014

a. Entrance Examinations:-

Sl. No.	Course	Date of Examination	Amount collected as fees	Amount sanctioned	Expenditure	Amount refunded	Remarks
1	DM(Cardiology) stage-I	05.07.2015	66,000/-	1,00,000/-	51,926/-	48,074/-	Payment made to TCS =9,505/-
2	DM(Cardiology) stage-II	07.07.2015					
3	PG(MD/MS)	23.03.2015	12,81,000/-	9,00,000/-	5,78,815/-	3,21,185/-	
4	MBBS (Online)	30.05.2015	91,80,000/-	20,00,000/-	16,43,189/-	3,56,811/-	Payment made to TCS = 18,85,933/-
5	B.Sc (Nursing) Online	04.07.2015	7,55,000/-	3,00,000/-	98,310/-	2,01,690/-	Payment made to TCS= 3,26,205/-
		Total =	1,12,83,000	33,00,000	23,72,240	9,27,760	

b. Professional Examination:-

Sl. No.	Name of Examination	Date	Amount sanctioned	Expenditure	Amount refunded
1	DM (Cardiology) Thesis		25,000/-	10,995/-	14,005/-
2	DM (Cardiology) Examination	22.06.2015	3,50,000/-	1,77,741/-	1,72,259/-
3	PG (MD/MS) (Moderation)		82,000/-	64,124/-	17,876/-
4	PG (MD/MS) Thesis		77,000/-	44,832/-	32,168/-
5	PG (MD/MS) Examination	18.04.2015	4,76,00/-	3,30,627/-	1,45,373/-
6	3 rd MBBS(Part-II) (Moderation)		87,00/-	69,833/-	17,167/-
7	3 rd MBBS(Part-II)(M) December/2015	01.12.2015	5,50,000/-	3,68,357/-	1,81,643/-
8	3 rd MBBS(Part-II) (S) April/2016	06.04.2016	4,50,000/-	1,46,102/-	3,03,898/-
9	3 rd MBBS (Part-I) (Moderation)				
10	3 rd MBBS(Part I) (M) December/2015	01.12.2015	4,76,000/-	3,00,689/-	1,75,311/-
11	3 rd MBBS(Part I) (S) April/2016	06.04.2016	2,83,000/-	1,14,594/-	1,68,406/-
12	2 nd MBBS (Moderation)				
13	2 nd MBBS(M) December/2015	01.12.2015	559,000/-	3,49,383/-	2,09,617/-
14	2 nd MBBS (S) April/2016	06.04.2016	305,000/-	98,933/-	2,06,067/-
15	1 st MBBS (Moderation)		28,000/-	23,848/-	4,152/-
16	1 st MBBS (M) June/2015	26.06.2015	4,00,000/-	2,93,386/-	1,06,614/-
17	1 st MBBS (S) September/2015	28.09.2015	2,70,000/-	1,85,967/-	84,033/-
		Total	44,18,000	25,79,411	18,38,589

C. Recruitment of various posts of NEIGRIHMS:-

Sl. No.	Name of Post	Date of Examination	Amount sanctioned	Expenditure	Amount refunded
1	Statistical Assistant	11.04.2015	250,000/-	99,567/-	150,433/-
2	Technical Assistant and Store Keeper	09.01.2016	250,000/-	163,353/-	86,647/-
3	Person with disable	16.02.2016	340,000/-	191,750/-	148,250/-
4	Legal Assistant, Lab-technician, Security Officer, P.T Instructor	19.03.2016	3,60,000/-	2,39,822/-	1,20,178/-
		Total	12,00,000	6,94,492	5,05,508

3. MBBS Internal Professional Examination

a. Internal MBBS Examinations:-

Sl. No.	Year	Batch	No. of Internal Examination	Remarks
1	1 st Year MBBS	2014-2015	1	
2	1 st Year MBBS	2015-2016	1	
3	2 nd Year MBBS	2012-2013	1	
4	2 nd Year MBBS	2013-2014	2	
5	3 rd Year MBBS (Part-I)	2011-2012	2	
6	3 rd Year MBBS (Part-II)	2010-2011	2	

CENTRAL LIBRARY

STAFF:

Librarian

- *Ms. Wandahun Dkhar*

Assistant Librarian

- *Mr. Sudhansh Rai*
- *Ms. Maybornlyne Sohtun*

Sr. Library & Information Assistant

- *Ms. Margrita C. Nengnong*
- *Ms. Mellisha Dympep*

Outsourcing Staff

- *Computer operator* : 1
- *Xerox Operator* : 2
- *Cleaners* : 2
- *Library Attendants* : 10

TIMING

- Monday – Friday : 9:00 AM – 9:00 PM
- Saturday : 9:00 AM – 1:00 Pm
- Sunday and Holiday : Closed

LIBRARY COLLECTION

Books Collection : 21416 of which
2841 is new arrivals

Print Journals 2015 : 108 Nos

- Indian : 27 Nos
- International : 81 Nos

WHO Global Package which includes :

- Bulletin of the WHO: the International Journal of Public Health
- Periodical & Selected Series
- Weekly Epidemiological Record
- WHO Drug Information
- WHO Global
- WHO Technical Report Series

E-BOOKS AND E-JOURNALS

- **E-Books** : 650+ Numbers

ONLINE PACKAGE:

- **ProQuest Health and Medical Complete (Package) :**

It is a resource of Electronic collections containing millions of documents. It provides an in-depth coverage from over 2560 publications with over 1900 available in full text. Recently added from the BMJ Group a number of 66 journals.

<http://search.proquest.com>

- **EBSCOHOST - Medline Complete (Package) :**

It is the most comprehensive source of full text for medical journals, providing full text for more than 1800 journals indexed in MEDLINE with deep files dating back to 1865. It provides authoritative information on all disciplines.

<http://search.ebscohost.com>

- **Indian Journals Package:** Online Indian Journals from *<http://www.indianjournals.com>*, which includes 154 Title of Indian Journals from different field of Medical Science

- **Electronic Resources in Medical Sciences(ERMED) Consortium From National Medical Library (NML) New Delhi, which includes**

- BMJ Group (23 Medical Journals)
- Cambridge University Press (38 Medical Journals)
- Lippincott William & Wilkins (96 Medical Journals)
- Oxford University Press (37 Medical Journals)
- John Wiley (55 Medical Journals)

BOUND JOURNALS AND THESIS

Library maintains separate section of bound journals and thesis presented by the post graduate students of the Institute.

CD-ROM SEARCH

Central Library provides CD-ROM search facility for the users. The Central Library has CDs of books and journals maintained by the concerned staff of Central Library.

MAGAZINES & NEWS PAPER

- Magazines : 11
- Newspapers (Local) : 05
- Newspapers (National) : 08

COMPUTER LAB & INTERNET SERVICES

The Computer Unit is equipped with 20 computer terminals. Internet facility is available free of cost to the users during the working hours.

SERVICE PROVIDED

- **QUICK REFERENCE SERVICE:** The library provides Reference Service and conducts yearly Orientation Programme for the students. It plays a significant role to serve the faculty members, residents, research fellows, staff and students. The Library is engaged in serving its readers with books, journals, bound journals, newspaper and magazines. The Library provides open access to its users, it also has an Internet browsing Area students which is now fully operationalised.
- **PERSONAL READING AREA:** A personal reading area adjacent to the Central Library which opens 24x7. The staff provided Quick Reference Service to the users at an average of 10-15 queries Per Day.
- **CIRCULATION SERVICE:** Registered members of the library such as faculty, students including BSc Nursing, MMBBS and PG's from different departments, Research Scholars, paramedics and non-teaching staff of the Institute can borrow books from the library
- **PRINTING FACILITIES:** Library Provides Printing and Photocopying for the users of the Library.
- **REPROGRAPHY SERVICE:** At present library is providing reprography services for all the users of the Library.
- **DISPLAY OF NEW ARRIVALS**
- **CONSULTATION SERVICES**

ACTIVITIES:

- **HOLDING OF BOOKS EXHIBITION:** The Library organized the Book Exhibition every year.
- **USERS EDUCATION AND LIBRARY TOUR:** Library conducts Orientation Programme for BSc Nursing Students and MBBS Students.
- Assist in searching and locating documents & Articles on request.
- Maintenance of Vertical files
(Question Papers, Reports, and Prospectus etc.)

ACHIEVEMENTS:

- Ms. W.Dkhar (Librarian) has been nominated as the member of the Library Committee of North Eastern Hill University, Shillong.
- Ms. W.Dkhar (Librarian) has been nominated as the member of the Organizing Committee for the 10th Convention Planner 2016.
- Ms. W.Dkhar (Librarian) has been appointed as one of the Supervisor for the Internship Programme of the students of North Eastern Hill University, Shillong from the Department of Library & Information Science.

MEDICAL EDUCATION UNIT

Faculty & Staff:

1. Chairman:

Dr. Animesh Mishra

2. Member Secretary & Co-ordinator:

Dr. Md. Yunus

3. Members:

Dr. Akash Handique

Dr. Subrat Panda

Dr. W.V. Lyngdoh

Dr. M. Agarwal

Dr. Star Pala

Mrs. W. Dkhar

Core Faculty members of Department of Medical Education: 15

(The core group of Faculty involved in the Faculty Development Programme as per MCI Norms)

Sub-committees : 2

Highlights: Department of Medical Education is MCI programme for the Faculty Development in the Medical Education Technology (MET); it is mandatory programme of all Teaching Medical Institute.

Education:

Following are the Orientation programmes conducted by Department of Medical Education:

Sl. No.	Name of Training programmes	Dates & Duration	No. Of Participants	Remarks
1.	Orientation Programme” for newly joined Post Graduate & Post Doctoral students 2015	29 th July 2015, 1 day	20	Innovative idea to make orientation of Post Graduate & Post Doctoral student with warm welcome
2.	Orientation Programme for newly joined MBBS students 2015	27 th October 2015, 1 day	50	Innovative idea to make orientation of new member in the Medical community with warm welcome
3.	One day “Orientation Programme” for newly joined MBBS Interns	24 ^h February 2016, 1 day	42	Innovative idea to make orientation of Intern Doctors before starting the journey of a certified Doctor

CME's/Workshops/Symposia/National & International conferences:

Workshop/CME/Training programmes organized/conducted by Department of Medical Education -

Sl. No.	Name of Workshop/CME/Training programmes	Dates & Duration	No. Of Participants	Remarks
1.	1 st Phase Training programme for BLS (Basic Life Support), ACLS (Advanced Cardiac Life Support), ALSO (Advanced Life Support in Obstetrics)	24 th – 29 th April 2015, 6 days	127	BLS, ACLS & ALSO training programme transmitted the patient care services at NEIGRIHMS
2.	2 nd Phase Training programme for BLS (Basic Life Support), ACLS (Advanced Cardiac Life Support)	1 st – 6 th June 2015, 6 days	166	BLS training programme reinforcing the good patient care
3.	2 nd Phase Extension Training programme for BLS (Basic Life Support)	12 th , 13 th , 15 th , 16 th June 2015, 4 days	143	BLS training programme reinforcing the good patient care
4.	Basic course workshop on Medical Education Technology for Resident Doctors	22 nd – 23 rd July 2015, 2 days	33	Innovation of the Department of Medical Education, NEIGRIHMS taken care of the training of 1 st line teacher
5.	3 rd Phase of Training programme for BLS (Basic Life Support)	18 th , 19 th , 20 th , 21 st August 2015, 4 days	101	BLS training programme reinforcing the good patient care
6.	International workshop on Harmonization-Good clinical practice & Ethical prospective of Bio-medical Research	29 th August 2015, 1 day	71	Good Clinical Practice workshop mandatory for all IEC members. It was conducted for other Bio-medical researchers of the Institute
7.	Workshop on Research Methodology conducted by National Institute of Epidemiology (NIE), ICMR, Chennai	21 st – 24 th September 2015, 4 days	56	It was conducted as per guidelines from Sneha Bhargava committee for APS scheme & also to create awareness for Bio-Medical Research among the Faculty & Resident of Institute

8.	4 th Phase of Training programme for BLS (Basic Life Support)	26 th October 2015, 1 day	34	BLS training programme reinforcing the good patient care
9.	CME on Emerging trend of EM care at NE & India conducted by Health care worker trained from INDUSEM, New Delhi	31 st October 2015, 1 day	200	Conducted by Faculty, Nurses & Technician who attended the International summit (INDUSEM) at AIIMS, New Delhi. They share their knowledge, skill & practical hands on to the fellow collages

- Department of Medical Education has made foundation & framework of the 6th Convocation & Annual Day Research Presentation Programme 2016
- CGR: Department has presented 'CGR' on Taxonomy of Educational Objectives on 11th April 2015 by Dr. Md. Yunus & Dr. Yookarin Khonglah
- Department has provided training to the Participants with total number over the year is 1,069 (One Thousand Sixty Nine) & conducted Thirteen (13) workshop/CME/training program
- Apart from this activity, Medical Education is monitoring the functioning of all four Lecture Theatres for teaching & training purpose.
- Department also coordinating Institute weekly prime Academic activity – Clinical Grand Round (CGR).
- Department is supporting other departments for conduction Workshops/CME's/Conference/Training programmes.

Department of Medical Education also took the Co-ordination of Saturday CGR/ Morbidity/ Mortality meeting for Smooth conduction of CGR & the detailed list is as follows:

Weekly Clinical Grand Round (CGR)/Mortality Meeting/Clinico-Pathological Correlation (CPC) (April 2015 – March 2016) coordinated by Department of Medical Education					
SI No.	Date of ppt	CGR Mortality CPC	Department Presented	Topic/Title of Presentation	Presented by: Faculty/SRD/PG (Name with Designation)
APRIL	4/4/2015	CGR	Dermatology	ATOPIC DERMATITIS	Dr. Atoka Sumi, SRD, Department of Dermatology
	11/4/2015	CGR	Medical Education Unit	Taxonomy of educational objectives	Dr. Yookarin Khonglah, Associate professor, Department of Pathology

				EMERGENCY MEDICINE LEARNING CENTER MEGHALAYA	Dr. T. Jamir, Associate partner & Training Head, Emergency Medicine & Training centre, Meghalaya
	18/4/2015	CPC	Urology	Department of Urology	Dr. Stephen Sailo, Assoc. Professor, Department of Urology
	25/4/2015	CGR	Obstetrics & Gynaecology	ENDOMETRIOSIS	Dr. Jupirika, SRD, Department of Obs & Gynae
MAY	2/5/2015	Mortality	Obstetrics & Gynaecology	Maternal Mortality	Department of Obs & Gynae
	9/5/2015	CGR	Obstetrics & Gynaecology	ANNUAL STATISTICS 2014 (JAN-DEC)	Department of Obs & Gynae
	16/5/2015	CGR	Neurology	ANNUAL STATISTICS (APRIL 2014 – MARCH 2015)	Department of Neurology
			Cardiology	ANNUAL STATISTICS From April, 2014 to March, 2015	Department of Cardiology
			Pathology	Taxonomy of educational objectives	Dr. Yookarin Khonglah, Department of Pathology
			General Medicine	ANNUAL STATISTICS	Department of General Medicine
			Oncology	Statistics 2014 – 2015	Department of Oncology
			Pediatrics	Annual statistics 2014-2015	Department of Pediatrics
			Dermatology & STD	Statistics –Department of Dermatology and STD	Department of Dermatology & STD
	Psychiatry	OPD Statistics from 1st April 2014 to 31st March 2015	Department of Psychiatry		
	23/5/2015	CGR	Microbiology	Statistics April 2014-March 2015	Department of Microbiology
			Pathology	Annual statistics	Department of Pathology
			Oncology	Statistics 2014 – 2015	Department of Oncology
			Radiology	Annual Report 2014-15	Department of Radiology & Imaging
			Biochemistry	ANNUAL STATISTICS OF DEPARTMENT OF BIOCHEMISTRY JAN 2014 –APRIL 2015	Department of Biochemistry
	30/5/2015	CGR	ENT	Annual Statistics From April 2014 to March 2015	Department of ENT & Head and Neck Surgery
			CSSD	Statistics	Central Sterile Supply Department
			Dentistry	ANNUAL STATISTICS FOR-2014	Department of Dentistry
MEDICAL RECORD DEPARTMENT			AUDIT STATISTICS MEDICAL RECORD DEPARTMENT, NEIGRIHMS	Medical Record Department	

JUNE	6/6/2015	CPC	Dermatology	Clinico-pathological Conference	Dr. Binod Thakur, Asst. Professor, Department of Dermatology
	13/6/2015	CGR	Emergency Medicine	Disaster Management	Dr. Seema Konwar, SRD Dr. Arnest Marbaniang, CMO
JULY	4/7/2015	CGR	Orthopaedics	OSTEOARTHRITIS	Department of Orthopaedics
	11/7/2015	CGR	Community Medicine	Two new Schemes	Dr. Star Pala, Assoc. Prof, Department of Community Medicine
				Graphical representation of Data	Dr Madhur Borah, SRD, Dept of Community Medicine
	25/7/2015	Mortality	Neurosurgery	MORTALITY MEET	Department of Neurosurgery
AUGUST	1/8/2015	CGR	Pediatrics	Management of TB in children-what's new	Department of Pediatrics
	8/8/2015	Mortality	Pediatrics	Mortality Presentation	Department of Pediatrics
	22/8/2015	CGR	Urology	Arterio-Venous Fistula(AVF)	Dr. S. L. Sailo, Assoc. Professor, Department of Urology
	29/8/2015	Mortality	Urology	Mortality meet	Department of Urology
SEPTEMBER	5/9/2015	CGR	Radiology & Imaging	IMAGING IN EPILEPSY	Dr. Sriparna Dhar(SRD), Department of Radiology
	12/9/2015	CGR	Psychiatry	SEMINAR ON SUICIDE	Dr DEBJIT ROY, Senior Resident, Department of Psychiatry
	19/9/2015	CGR	ENT & Pathology	Clinicopathological correlation	Dr Deepanava Jyoti Das (SRD Dept of ENT & Head and Neck Surgery) Dr Abdul Wahid Ayubi SRD-Dept of Pathology
	26/9/2015	CGR	Dentistry	Risk factor for Oral Cancer	Department of Dentistry
OCTOBER	10-10-2016	CGR	Anatomy	Body Donation	Department of Anatomy
	17/10/2016	CGR	Pathology	Clinical applications of FLOW CYTOMETRY with emphasis on diagnosis of Hematolymphoid neoplasm	Dr. Ankit Kr. Jitani, Senior Resident, Department of Pathology
	31/10/2015	CGR	Biochemistry	Biomarkers of Alcoholism	Dr. Kaustubh Bora, Senior Resident, Department of Biochemistry
NOVEMBER	07-11-2015	CGR	Biochemistry	An Overview of Japanese Encephalitis	Department of Microbiology
	14-11-2015	CGR	Pharmacology	FUNDAMENTALS OF THERAPEUTIC DRUG MONITORING (TDM)	Dr. Joonmoni Lahon, SRD Department of Pharmacology

	21-11-2015	CGR	Forensic Medicine	Medical negligence: An overview	Department of Forensic Medicine
	28-11-2015	CPC	General Surgery	Clinico- Pathological Meet	Departemnt of General Surgery
DECEMBER	05-12-2015	CGR	Blood Bank	BLOOD AND BLOOD PRODUCTS FOR TRANSFUSION	Dr Mostafa Aman Dept of Pathology and Blood bank
	12-12-2015	CGR	Hospital Administration	The Civil Registration System	Dr. Seema Konwar, Department of Hospital Administration
JANUARY	02-01-2016	CGR	Anesthesiology	UPDATES IN 2015 CPR & ECC	Dr. Md. Yunus Additional Professor, Anesthesiology & critical Care
	09-01-2016	Mortality	Anesthesiology	Mortality Meeting	Department of Anaesthesiology & Critical Care
	16-01-2016	CGR	ENT	Chronic Suppurative Otitis Media	Department of ENT
	23-01-2016	Presentat ion	General Medicine	Clinical Research Training Accomplishments vs Need	O. Dale Williams, MPH, PhD, FAHA, FSCT Professor and Chair, Department of Biostatistics Robert Stempel College of Public Health and Social Work
	30-01-2016	CPC	ENT	CLINICO-PATHOLOGICAL CORRELATION	DEPARTMENT OF ENT & PATHOLOGY
FEBUARY	06-02-2016	Presentat ion	Microbiology	TB Burden in India, Trends & Epidemiological modelling	Dr. Vineet K Chadha, Head, Epidemiology & Research Division, NTI
	13-02-2016	CPC	General Surgery	CPC: Department of General Surgery: CASE : RECTAL MASS	Department of Surgery
	20-02-2016	CGR	Cardiology	PERIOPERATIVE EVALUATION OF NON – CARDIAC SURGERY IN PATIENTS WITH HEART DISEASE	Department of Cardiology
	27-02-2016	CGR	CTVS	Coronary Artery Bypass Surgery	Dr Jyoti Prasad Kalita Assistant Professor, CTVS
MARCH	12-03-2016	CGR	General Surgery	Groin Hernias: NEIGRIHMS Experience	Department of General Surgery
	19-03-2016	Guest Lecture	Department of Medical Education	Emotional Intelligence: An Ancient Vedic Approach	Dr. Vikrant Singh Tomar, Director, UMS India, National Trainer & Managemnet Consultant

8. Scientist visit:

Sl. no.	Name	Designation	Date	Remarks
1.	Dr. Sagar Galwankar Founder & CEO of the INDO-US Emergency and Trauma Collaborative. Founding Chairman of Academic College of Emergency Expert in India	MBBS,DNB,FACEE(India), MD, MPH, Diplomate ABEM(USA), FRCP (UK)	4 th – 5 th March 2016	Academic Development of Emergency Medicine at NEIGRIHMS (MD Curriculum)